

# MICRO™

*Advancing Computer Knowledge*

**The Micro Communications  
Revolution**

**APPLE Business Applications**

**PET-to-PET Communications**

---

**In this month's  
Learning Center:**

**Guessing Game for the VIC  
and C64**

**ATARI Physics Tutorial**



# DISCSAVERS

VINYL PROTECTIVE DISK SLEEVES


Personal



Recoverables

Professions

Utility



**COLOR CODED:** Multi-color DiscSavers™ are designed for easy recognition of individual disks with your own color-keyed filing system. Ideal for office or home use.

**PROTECTIVE:** Custom grain vinyl provides added protection for magnetic disks by guarding against common handling hazards.

**ATTRACTIVE:** DiscSavers provide a handsome and professional method of single disk storage and enhance the look of your hardware while protecting your valuable software.

**DURABLE:** Rigid vinyl construction protects against constant handling to ensure long wear and tear.


**PORTABLE:** DiscSavers are the only portable vinyl disk sleeves for use with a single diskette that bear the RockRoy mark of quality.

Contact your Dealer or Distributor.



Computer Products Division

7721 E. Gray Road  
Scottsdale, Arizona 85260  
(602) 998-1577  
Toll-Free 800-528-2361



# 2MHZ 6809 SYSTEMS

*GIMIX offers you a variety to choose from!*

## **38 MB WINCHESTER SYSTEM . . . . . \$17,498.99**

### **HARDWARE FEATURES:**

- ★ 2MHz 6809 CPU
- ★ 512KB Static RAM
- ★ 8 RS232C Serial Ports
- ★ 2 Parallel Ports
- ★ DMA Double Density Floppy Disk Controller
- ★ Dual 8" DSDD Floppy Disk System
- ★ Dual Winchester Subsystem with Two 19 MB 5 1/4" Winchester Drives

### **SOFTWARE FEATURES:**

- ★ OS-9 LEVEL TWO Multi-User Operating System
- ★ OS-9 Debugger
- ★ OS-9 Text Editor
- ★ OS-9 Assembler

## **19 MB WINCHESTER SYSTEM . . . . . \$8998.09**

### **HARDWARE FEATURES:**

- ★ 128K Static Ram
- ★ 2MHz 6809 CPU
- ★ 19 MB 5 1/4" Winchester DMA Subsystem
- ★ 4 RS232C Serial Ports
- ★ 1 MB 5 1/4" Floppy Disk Drive
- ★ DMA Double Density Floppy Disk Controller

### **SOFTWARE FEATURES:**

- ★ OS-9 LEVEL TWO Multi-User Operating System
- ★ OS-9 Text Editor
- ★ OS-9 Debugger
- ★ OS-9 Assembler

## **128KB MULTI-USER SYSTEM . . . . . \$6997.39**

### **HARDWARE FEATURES:**

- ★ 2MHz 6809 CPU
- ★ DMA Double Density Floppy Disk Controller
- ★ 128KB Static Ram
- ★ 2 RS232C Serial Ports
- ★ Dual 8" DSDD Floppy Disk System

**SOFTWARE FEATURES:** Your choice of either UniFLEX or OS-9 LEVEL TWO. Both are Unix-like Multi-User/Multi-Tasking Operating Systems.

## **56KB FLEX / OS-9 "SWITCHING" SYSTEM . . . . . \$4148.49**

### **HARDWARE FEATURES:**

- ★ 2MHz 6809 CPU
- ★ 56K Static Ram
- ★ 2 RS232C Serial Ports
- ★ DMA Double Density Floppy Disk Controller
- ★ 2 Built-in 5 1/4" 40tr DSDD Disk Drives (80 Track DSDD Drive Option . . add \$400.00)

### **SOFTWARE FEATURES:**

- ★ GMXBUG monitor — FLEX Disk Operating System
- ★ OS-9 LEVEL ONE Multi-tasking operating system for up to 56K of memory

## **WINCHESTER SUBSYSTEMS**

Winchester packages are available for upgrading current GIMIX 6809 systems equipped with DMA controllers, at least one floppy disk drive, and running FLEX, OS-9 LEVEL ONE or OS-9 LEVEL TWO. The packages include one or two 19MB (unformatted) Winchester drives, DMA Hard Disk Interface, and the appropriate software drivers. The Interface can handle two 5 1/4" Winchester Drives, providing Automatic Data Error Detection and Correction: up to 22 bit burst error detection and 11 bit burst error correction.

Dual drives can be used together to provide over 30 MBytes of on line storage -- or use one for back-up of the other. (More convenient and reliable than tape backup systems.)

#90 includes one 19MB Drive, Interface, and Software . . . . . **\$4288.90**

#91 includes two 19MB Drives, Interface, and Software . . . . . **\$6688.91**

**Contact GIMIX for systems customized to your needs or for more information.**

50 HZ Export Versions Available

GIMIX Inc. reserves the right to change pricing and product specifications at any time without further notice.

GIMIX® and GHOST® are registered trademarks of GIMIX Inc.  
FLEX and UniFLEX are trademarks of Technical Systems Consultants Inc.  
OS-9 is a trademark of Microware Inc.

1337 WEST 37th PLACE  
CHICAGO, ILLINOIS 60609  
(312) 927-5510  
TWX 910-221-4055



Circle No. 2

1982 GIMIX Inc.

# MICRO™

## April Highlights

**“communication** [kə-myōō'nə-kā'shən] *n...* 1. The act of communicating; transmission.... 4. *Plural.* A means of communicating, especially: a. A system for sending and receiving messages, as by mail, telephone, or television.”

The American Heritage Dictionary may want to amend this definition to read “...by computer, mail, telephone, or television.” Certainly communication by computer offers many possibilities, limited only by our imaginations. “Eight million computer terminals will be in use in American homes by the end of this decade, many linked by information networks to businesses and other data bases,” according to J.S. Mayo of Bell Labs (see Bradley Coley’s article, “At the Front: The Micro Communications Revolution” p. 26). These terminals will be used for fun and for profit. Subscribers to information banks such as The Source and CompuServe will be able to receive electronic mail, news, weather, and sports; they will be able to teleshop *via* electronic catalogues, and get up-to-the-minute reports on the stock market. Job hunting will become more selective, bartering may return as a form of salesmanship, formal education may revert from the classroom to the home. The possibilities are infinite. Anyone who has a telephone or TV will have access to a world of information through networking.

To learn more about communications and the microprocessor, read Bradley L. Coley’s article mentioned above. He presents three theories for what will motivate the interactive and networking potential — home, office, and enterprise. Mr. Coley also discusses the home computer market, networking, and the field of “information for profit.” In “Dialing the Networks,” (pg. 38) Cliff Glennon maps out the essential steps needed for a MC6809-based home computer to communicate with The Source and CompuServe. He includes a short assembly-language program that implements some basic disk functions, and interfacing and control codes for the MC6850 ACIA. Terry

Peterson describes how to turn the Commodore SuperPET into a smart terminal for a mainframe. See “A Not-So-Dumb Terminal Program for the SuperPET” (pg. 31) for a machine-language program that uses the 6551 ACIA serial port for RS-232 I/O.

“PET-to-PET Communications” by F. Arthur Cochran (pg. 47) provides a machine-language program to transfer an array from one PET to another *via* the user port. And “A Home-Built Communications Interface” by John Steiner (pg. 44) describes how to construct a communications interface. In-

### About the Cover

The original oil painting by Frank Wyman, *Time in Space*, creates an appropriate feeling of expansion and infinity — the feeling generated by today’s communications field.

Photo and painting by:  
Frank Wyman  
Wyman Art Studio  
Lowell, MA 01852  
(617) 459-7819

cluded is a simple, reliable, and inexpensive design for converting the interface to a telephone modem. “Multi-Microprocessed Tidbits” (pg. 50) shows you how to create a powerful device by running a 6502 and 6809 in the same computer simultaneously. Mike Rosing presents a general description of a specific task for which two processors were used, and discusses some of the problems you might encounter.

The communications section includes an article by our technical editor Phil Daley, who outlines a method MICRO is now using to communicate between the FOCUS, a 6809-based microprocessor (produced by our sister company The Computerist), and the Compugraphic Editwriter 7500. “In-House Communications” (pg. 54) is an informative tutorial that shows you how we use the FOCUS as a text editor, sending material in its final format to the Compugraphic for output.

### Business Applications

“Mutual Fund Charting for APPLE and

OSI,” by Ralph H. Green (pg. 98) enables you to make, update, and print mutual fund files on both OSI and Apple computers. The programs are written mostly in BASIC (except for a few commands peculiar to OSI) and are easily transportable to other micros. “Analysis of Bond Quotations on the APPLE,” by Donald C. Lewis (pg. 92) computes information about the performance of bonds. Data for these computations are available in the financial section of your newspaper. “LETTER-MASK: A Check-Protecting Algorithm” (pg. 102) is an Applesoft BASIC routine by Barton M. Bauers. In addition to number masking, this routine gives your checks additional security by spelling out the amount.

### Learning Center

Our new Learning Center opens the classroom door to discussions of momentum, number conversion, and programming concepts about flags and random numbers. “Conservation of Momentum for ATARI and COMMODORE” by Jerry Faughn (pg. 84) helps the beginning computerist examine the conservation law of momentum as applied to collision problems. “Is a Number a Number?” by Phil Daley (pg. 86) shows you how answers are affected by the base of the numbering system you use. “MASTER for VIC-20 and COMMODORE 64” by Loren Wright (pg. 70) is a simple guessing game for one or two players, based on the popular commercial game, and teaches you about flags and random numbers.


### And...

Of particular interest this month is the Information Sheet (pg. 57), which includes a list of Bulletin Boards throughout the US and elsewhere. A note of interest here: We received this list from a California data bank *via* a telephone modem connected to the FOCUS.

We hope you find the April issue of MICRO informative. Read, learn, and communicate!

**MICRO™**

# LOOK WHAT YOU CAN GET FOR \$19.95!



## SPY'S



aos in the bakery  
you contend with  
antankeros  
veyor belt in an  
ort to make pies.

See if you can sneak past the  
security guards in this best-seller.

Best game this year  
in a line  
adventure

## THUNDERBOLTS



## CRIME WAVE



### NEW RELEASES

Run a gauntlet of deadly  
alien sharpshooters.

The criminal element has run amok.  
Can you round them up?

We believe games should be fun and that the price of games shouldn't dampen that fun. The growth of the market over the past couple of years leads us to believe that \$19.95 may work now as a reasonable game price, so we're trying it for the next six months, and if we're right, longer. This policy does not just apply to new games, but to ALL our games, including our past and current best-sellers! Our bet is that we'll sell more and that the increased sales will offset the decreased income per product. If so, more people get to play our games, and we still make enough to keep developing newer and better software.

As our customers know, at Penguin Software we take a great deal of care and pride in our products. This change in our pricing in no way affects our standards of quality. We pioneered the removal of copy-protection from applications software last year in an effort to give you a better product. This year we are trying again to lead the way in putting the customer first.



# penguin software

the graphics people

(312) 232-1984 830 4th Avenue, Geneva, IL 60134

Dealer Hotline: (800) 323-0116, retailers only, please.

Available at your local computer store. Dealer and distributor inquiries welcome. Visa, MasterCard accepted.

# MICRO™

Advancing Computer Knowledge

**MICRO**  
34 Chelmsford Street, P.O. Box 6502  
Chelmsford, MA 01824 617-256-5515

*Editorial*

**Marjorie Morse**, Managing Editor  
**Phil Daley**, Technical Editor  
**Loren Wright**, Technical Editor  
**Emmalyn H. Bentley**, Assistant Editor  
**Maureen Dube**, Editorial Assistant  
**John Hedderman, Jr.**, Programmer

*Advertising*

**Bob Mackintosh**, Sales Manager  
**Dawn Blute**, Administrative Assistant

*Magazine Distribution*

**Kathie Maloof**, Sales Manager  
**Linda Hensdill**, Assistant  
**Carol A. Stark**, Subscriptions

*Graphics*

**Helen Bergeron**, Art Director  
**Paula Kramer**, Production Manager

*Accounting*

**Donna M. Tripp**, Comptroller  
**Kay Collins**, Bookkeeper

*Contributing Editors*

**Cornelis Bongers**  
**Dave Malmberg**  
**John Steiner**  
**Jim Strasma**  
**Paul Swanson**  
**Richard Vile**

*President/Editor in Chief*

**Robert M. Tripp**

*Publisher*

**John Grow**

MICRO is published monthly by: MICRO, Chelmsford, MA 01824. Second Class postage paid at: Chelmsford, MA 01824 and additional mailing offices. USPS Publication Number: 483470. ISSN: 0271-9002. Send subscriptions, change of address, USPS Form 3579, requests for back issues and all other fulfillment questions to MICRO, 34 Chelmsford St., P.O. Box 6502, Chelmsford, MA 01824, or call (617) 256-5515, Telex: 955329 TLX SRVC, 800-227-1617. *Subscription rates (per year):* U.S. \$24.00, \$42.00 / 2 yr. Foreign surface mail \$27.00. Air mail: Europe \$42.00; Mexico, Central America, Middle East, North Africa, Central Africa \$48.00; South America, South Africa, Far East, Australasia, New Zealand \$72.00.

Copyright © 1982 by MICRO.  
All Rights Reserved.


## COMMUNICATIONS FEATURE

- 26** Communications:  
The Growing Network..... *Bradley L. Coley, Jr.*
- 31** A Not-So-Dumb Terminal Program  
for the SuperPET..... *Terry M. Peterson*  
Turn the SuperPET into a smart terminal for a mainframe
- 38** Dialing the Networks..... *Cliff Glennon*  
A MC6809 communicates with major networks
- 44** A Home-Built Communications Interface... *John Steiner*  
Circuitry and techniques for construction
- 47** PET-to-PET Communications..... *F. Arthur Cochrane*  
Transfer an array over the User Port
- 50** Multi-Microprocessor Tidbits..... *Mike Rosing*  
Run a 6502 and 6809 on the same computer — simultaneously
- 54** In-House Communication..... *Phil Daley*  
A look at MICRO's use of computer communication

## THE LEARNING CENTER

- 70** MASTER for VIC and COMMODORE 64..... *Loren Wright*  
A serious look at a simple guessing game
- 84** Conservation of Momentum  
for ATARI and COMMODORE..... *Jerry Faughn*  
An introductory physics demonstration
- 86** Is a Number a Number?..... *Phil Daley*  
Convert numbers from one base to another
- 90** A Beginner's Computer Glossary, Part 2





Now experience adventuring in a brand new way. Attempt to win through on your own, or with up to 4 other decision-making characters **playing at the same time!** Either way, there's new involvement and enjoyment because you'll see all the magnificent characters on-screen as you travel and unravel the clues.

Your quest is to find the wizard's ring which has been missing for aeons. Many have searched for it . . . unsuccessfully. So, you know the hazards are many—the traps are ingenious—and solving the puzzle takes great wit.

But take heed. For plotting your way through the mysterious, magical rooms takes cleverness and a double dose of courage. And the more of you on the quest, the more intriguing and difficult the task becomes. The strong of heart can succeed where others fail—and win through to find the ancient missing ring. Are you the one?

The Missing Ring  
\$29.95 for Apple II\*

 **DATAMOST**

9748 Cozycroft Ave.,  
Chatsworth, Ca 91311.  
(213) 709-1202.



VISA/MASTERCARD accepted. \$2.00 shipping,  
handling charge. (California residents add 6.75%  
sales tax.)

\*Apple II is a trademark of Apple Computer, Inc.



### MICRO's Learning Center

As you can see by flipping through this month's issue, MICRO is changing — not in content, but in style. We're adding more color, more pictures, and more graphics. The only change in content is the addition of The Learning Center, which you'll find beginning on page 67.

#### Why a new section?

We know the material we offer each month is what you need — serious programming applications and techniques, and pertinent industry news — because you are a serious user. But we also know there are many new users who need tutoring and instruction. We've developed The Learning Center to help these computerists enhance their programming skills.

Many beginners purchase home computers such as the VIC-20, Commodore 64, Atari 400 or 800, TRS-80 Color Computer; most of the articles we publish will run on several of these systems, along with the Apple. We will provide the necessary conversions for running the programs on each machine. For instance, last month "MICROCalc" was offered for all Commodore machines and the Apple.

#### What will be in The Learning Center?

We plan to offer uncomplicated programs, accompanied by informative

text, that will answer your questions about programming. Why were certain lines inserted where they were? What approach is best for writing particular types of programs? What machine offers what characteristics?

#### Who will read it?

The Learning Center is not an attempt to turn MICRO into a magazine that covers all levels of computing for all levels of users. Instead it allows MICRO to reach the scope of its intended audience: serious, sophisticated users of all levels.

Even advanced users had to start somewhere. Many didn't want to play games or use canned software; they wanted to learn how to develop their own material. We hope readers following The Learning Center will pick up techniques and hints that will advance their programming capabilities and talents.

We'd like to receive feedback from our readers on this new section. Perhaps you have suggestions on topics or approaches. Maybe you could offer ideas on improvements. We would especially like to hear from those who feel they could contribute material to The Learning Center. Write to us soon; help us mold The Learning Center into a valuable and exciting part of MICRO.

*Marjorie Morse*

Marjorie Morse

MICRO™



Attache-style cases for carrying and protecting your complete computer set-up. Accommodates equipment in a fully operational configuration. Never a need to remove equipment from case. Simply remove lid, connect power, and operate.

AP101	Apple II with Single Drive	\$109
AP102	Apple II with Two Disk Drives	119
AP103	Apple II, 9 inch Monitor & Two Drives	129
AP104	Apple III, Two Drives & Silentyper Printer	139
AP105	13" Monitor with Accessories	99
AP106	AMDEK Color Monitor	119
RS201	TRS-80 Model I, Expansion Unit & Drives	109
RS204	TRS-80 Model III	129
AT301	ATARI Computers with Peripherals	109
P402	Centronics 730/737 & Radio Shack Printer	89
P403	Epson MX70/80 or Microline 82A	89
P404	Epson MX100 Printer	99
P405	IDS 560 or Priam 132 Printer	109
P406	Starwriter/Printmaster F-10 Printer	119
P407	Okidata Microline 83A or 84 Printer	99
P408	Prowriter 2 Printer	99
P409	Prowriter (Apple Dot Matrix) Printer	89
IB501	IBM Personal Computer	129
IB502	IBM Monitor	99
HP601	HP41 with Accessories	99
CM703	Commodore Model 64 with Drives	119
CM704	Commodore Model 64 with Dataset	109
NS010	North Star Advantage	139
CC80	Matching Attache Case (5")	85
CC90	Matching Attache Case (3")	75
CC91	Matching Accessory Case	95
CC92	5.25" Diskette Case	49

#### COMPUTER CASE COMPANY

5650 Indian Mound Court  
Columbus, Ohio 43213  
(614) 868-9464

CALL TOLL FREE  
800-848-7548



Circle No. 6

A harvest of savings from



Apple Tree Electronics

**SOFTWARE**

APPLE • ATARI • TRS80 • IBM

A full line of software for business, games and education **up to 35% off!**

MISE	LIS
VISICORP	STONEWARE
ON LINE	SYNERGISTIC
EDCWARE	HAYDEN
HOWARD	AND MANY MORE

**HARDWARE**

AMDEK • HAYES • MICROSOFT

FRANKLIN COMPUTER SYSTEM

ACE 1000 • \$1,795.00

**DISKS**

Maxell Box of 10, 5 1/4", SS-DD \$35.00  
Verbatim Box of 10, 5 1/4", SS-DD \$29.00

**MONITORS**

LE MONITORS	List	Our Price
9" Green	\$189.00	\$159.00
12" Green	\$199.00	\$169.00
ZENITH		
12" Green	\$179.00	\$129.00

Plus a full line of AMDEK Monitors

**PRINTERS**

PAPER TIGER	List	Our Price
460G	\$1,094.00	\$950.00
560G	\$1,394.00	\$1,250.00
EPSON		
MX 70	\$449.00	\$395.00
MX 80FT	\$745.00	\$595.00
MX 100FT	\$945.00	\$795.00

CALL FOR THIS MONTHS SPECIAL!

1-800-835-2246 EXT. 211

OR  
702-459-4114

5130 East Charleston Blvd  
Suite 5W  
Las Vegas, Nevada 89122

Phone orders welcome. Mail orders may send charge card number (include expiration date), cashiers check, money order or personal check (allow ten business days for personal or company checks to clear). Add \$3.00 for shipping, handling and insurance. Nevada residents add 5.75% sales tax. Please include phone number. All equipment is in factory cartons with manufacturers warranty. Equipment subject to price change and availability. Call or write for price list.

Circle No. 30

# MICRO™

## Letterbox

### OSI Questions

Dear Editor:

I own an OSI C1P series II computer and a Radio Shack Lineprinter VII; this configuration introduces a second linefeed by the printer, therefore double-spacing each printed line.

Apparently Radio Shack computers have an interpreter that doesn't send a linefeed so the printer must provide one. I would appreciate it if your readers could offer some help. This printer performs well and I'd hate to exchange it because of this annoying problem.

Ray Audette  
46 Carre Provence  
Neufchatel P.Q.  
Canada G2B 3R3

Dear Editor:

I've had nothing but trouble with my OSI C4P since the day I bought it. The trouble has been diagnosed as faulty memory. I was wondering if there is a memory program that can check the entire memory and locate the chip that is giving trouble. Also, what do you put in to check existing memory? How can you control the cursor (back up to rewrite)?

I've sent two letters to OSI and never received a reply. I can't even trade it for a newer one; even the dealer I bought it from won't take it on trade! Can any of your readers help me with this problem? [And, does anyone want to buy a C4P?]

Jeff Guernsey  
112 Overhill  
Salina, KS 67401

### Readers Help Out

Dear Editor:

A few months ago you published my letter to tell your readers that I was interested in compiling a book of listed programs for use in microcomputer applications in medicine. I received let-

ters from all parts of America, Canada, South America, Europe, Israel, South Africa, and even a letter from China. There were early morning phone calls, picture postcards, packets of discs, bundles of listings; it was a tremendous response.

The outcome is that the book is now published by medical Software Co., Box 874, Center Moriches, New York 11934, price \$80.00. The volume contains medical application programs for patient scheduling, record retrieval, simple billing, utilization of equipment, simple statistics; standard deviation calculations and curve fitting routines.

Programs are still coming in and are being reviewed for the second volume which should be ready in April 1983. I want to thank everyone again for the tremendous response.

Derek Enlander, M.D.  
University Hospital  
New York, NY

## Updates and Microbes

### Spell 'N Fix

There have been some changes in the configuration that affect my review [Spell 'N Fix 55:102]. The disk version has been optimized; disk and tape versions are no longer convertible. The new version is slightly faster and is compatible to *Color Scripsit* disk files. Filespecs are now checked before disk access, so you can recover from accidentally mistyping a filename. Lastly, the disk version is available on protected disk, making backups a little more difficult.

John Steiner  
Riverside, ND

### Data Sheet Bug

Apparently there is a bug in the BASIC decimal to hex number conversion program in the MICRO Data Sheet  
*(Continued on page 10)*

**SAVE  
20%!!!!**

**Subscribe  
to**

**MICRO™**

**Use This Postage  
Paid Card to Order  
the Next 12 Issues  
of MICRO and SAVE  
\$6.00 Off  
Newsstand Price!**

**MICRO™**

Yes! Enter my subscription to MICRO, and send me the next 12 issues for just **\$24.00**. I save **\$6.00 off** the newsstand price!



Name \_\_\_\_\_

Address \_\_\_\_\_

City \_\_\_\_\_

State \_\_\_\_\_ Zip \_\_\_\_\_

I'm paying by  Check  MO  VISA  MasterCard

Card # \_\_\_\_\_ Exp. Date \_\_\_\_\_

Signature \_\_\_\_\_

I OWN A:

- Commodore 64  VIC-20  
 Apple  PET  
 Atari 400  Atari 800  
 Other: \_\_\_\_\_

For Faster Service Call:

**1-800-345-8112**

(In PA: **1-800-662-2444**)

VISA or MasterCard Only

**A Feast Of  
Computing  
deas...**

**Order These  
Books From**

**MICRO™**

**MICRO™ Books**

**NEW for VIC-20 Users!  
Mastering Your VIC-20  
With 8 BASIC Projects**

A book that makes learning to program your VIC-20 fun! Contains 8 projects and programs. Games, utilities — even a VIC-20 version of "VisiCalc." All 8 programs on cassette to help you learn faster.

Mastering the VIC-20 @ \$23.95

**NEW for OSI Users!  
MICRO on the OSI**

Includes Machine-Language enhancements and BASIC Aids, hardware modifications for enhanced/reversed video, programs for control code and upper/lower case entry. A valuable programming tool.

Micro on the OSI @ \$19.95

**Best Sellers for  
APPLE Users!  
MICRO on the APPLE**

Programming aids, utilities, games, enhancements. Together Volumes 1, 2, and 3 contain over 100 programs on diskette. Fully documented and explained.

3-Volume Gift-Boxed @ \$59.95  
 Vol.1  Vol.2  Vol.3 \$24.95 ea.

Please rush the MICRO Books I've checked above to:

Name \_\_\_\_\_

Address \_\_\_\_\_

City \_\_\_\_\_ State \_\_\_\_\_ Zip \_\_\_\_\_

(Allow 6-8 weeks for delivery)

I'm paying by:  Check  MO  
 VISA  MC

Total Enclosed: \$ \_\_\_\_\_  
 (Add \$2.00 sh per book. MA res. add 5% tax)

Visa/MC # \_\_\_\_\_

Exp. Date: \_\_\_\_\_

**MICRO™**

**Reader  
Service...**

**For More  
Information  
On The  
Advertisers  
In This Issue!**

**MICRO™ Reader Service Card**

The numbers below correspond to the numbers imprinted on the advertisements in this issue of MICRO. This card valid for 90 days only.


Mail information to:

Name \_\_\_\_\_

Address \_\_\_\_\_

City \_\_\_\_\_ State \_\_\_\_\_ Zip \_\_\_\_\_

1	2	3	4	5	6	7	8	9	10	11	12	13
14	15	16	17	18	19	20	21	22	23	24	25	26
27	28	29	30	31	32	33	34	35	36	37	38	39
40	41	42	43	44	45	46	47	48	49	50	51	52
53	54	55	56	57	58	59	60	61	62	63	64	65
66	67	68	69	70	71	72	73	74	75	76	77	78
79	80	81	82	83	84	85	86	87	88	89	90	91
92	93	94	95	96	97	98	99	100	101	102	103	104



NO POSTAGE  
NECESSARY  
IF MAILED  
IN THE  
UNITED STATES

**BUSINESS REPLY CARD**

FIRST CLASS PERMIT NO. 60, CHELMSFORD, MA

POSTAGE WILL BE PAID BY ADDRESSEE



34 Chelmsford Street  
P.O. Box 6502  
Chelmsford, MA 01824



**SAVE  
20%!!!!**

**Subscribe  
to**



Use This Postage  
Paid Card to Order  
the Next 12 Issues  
of MICRO and SAVE  
**\$6.00 Off**  
Newsstand Price!



NO POSTAGE  
NECESSARY  
IF MAILED  
IN THE  
UNITED STATES

**BUSINESS REPLY CARD**

FIRST CLASS PERMIT NO. 60, CHELMSFORD, MA

POSTAGE WILL BE PAID BY ADDRESSEE



34 Chelmsford Street  
P.O. Box 6502  
Chelmsford, MA 01824



**A Feast Of  
Computing  
Ideas...**

**Order These  
Books From**



NO POSTAGE  
NECESSARY  
IF MAILED  
IN THE  
UNITED STATES

**BUSINESS REPLY CARD**

FIRST CLASS PERMIT NO. 60, CHELMSFORD, MA

POSTAGE WILL BE PAID BY ADDRESSEE



34 Chelmsford Street  
P.O. Box 6502  
Chelmsford, MA 01824



**Reader  
Service...**

**For More  
Information  
On The  
Advertisers  
In This Issue!**

## INVESTMENT TAX ANALYST

### Apple® II Version

Developed by Advanced Investment Strategies, Inc.

#### Tax planning made simple.

Take the number crunching out of investment strategy, with this easy-to-use tax analyst. Used as a template for VisiCalc®, it lets you instantly project the profitability of any investment (even series of investments) for any period up to six years. Calculates "before and after" tax liability and savings... analyzes the impact of tax credits and interest limitations... and calculates net cost, present value, and internal rate of return. For the Apple® II, 64K memory using VisiCalc. One 5 1/4" disk with documentation. \$150.00

## USING VISICALC®

### Getting Down To Business

#### Book / Disk Set

Developed by Carol Klitzner & Matthew Plociak, Jr.

#### You don't have to be a computer wiz to get all the computing power your VisiCalc was designed to deliver.

Now you can exploit every time-saving feature and management function built into VisiCalc. This unique book/software package explains all its functions and commands, and gives you ready-to-run layouts for financial planning and forecasting, cash flow analysis, inventory management, financial ratios, break-even analysis, and a host of other applications. 288-page book and one 5 1/4" disk for the Apple II, 48K memory using VisiCalc. \$56.90

## SCHEDULER/CALENDAR

### Apple® II Version

Developed by Ellen Montrose Cohen

#### Turn your Apple into a tireless, efficient electronic secretary.

A must for every busy professional. Simple, dependable, and easy-to-use, this total time management system lets you enter, find, display, delete, add to, and print an appointment or entire day's schedule in seconds... move appointments when there's a cancellation... interface with other files (such as phone numbers or addresses)... annotate your schedule... even print labels, "reminder" cards, and simple bills. One 5 1/4" disk with documentation for the Apple II, 48K memory. Available in May. \$65.00

## MULTIGRAPH

### Apple® II Version

Developed by Robert Abey

#### A powerful, versatile, extremely friendly computer graphics package.

Need to display financial or other numerical data clearly, quickly, and conveniently? Just select the type of graph you want—bar or line, pie charts or scatter diagrams—input the values, and MULTIGRAPH does the rest. Change the values, the graphs change automatically. You can even change from one type of graph to another... and print at the touch of a button. One 5 1/4" disk with documentation for the Apple II, 48K memory. Available in May. \$85.00

## GOLDEN DELICIOUS GAMES FOR THE APPLE® COMPUTER

### Book / Disk Set

Howard M. Franklin, Joanne Koltnow, LeRoy Finkel

Mind-challenging fun for the Apple® II. Ready-to-run game programs, plus techniques and subroutines more experienced programmers can use to plug into existing games or build new ones. 150-page book plus two 5 1/4" disks for the Apple II, 32K memory. \$47.90


## APPLE® BASIC

### Data File Programming

#### Book / Disk Set

LeRoy Finkel and Jerald Brown

How to create and maintain your own data files for billings, inventories, mailing lists, numerical and statistical data, and more—plus ready-to-run file programs. 303-page book plus one 5 1/4" disk for the Apple II, 48K memory. \$34.90



Ask for Wiley Professional Software at your local computer store. Or order directly from us with this coupon—and use any program free for 15 days.

## WILEY PROFESSIONAL SOFTWARE

a division of John Wiley & Sons, Inc.

605 Third Avenue  
New York, N.Y. 10158

Apple® is a registered trademark of Apple Computer, Inc.  
VisiCalc® is a registered trademark of VisiCorp

For faster service **CALL TOLL FREE:**  
800-526-5368. In New Jersey, call collect:  
(201) 797-7809. Order Code 3-9887  
VISA, MasterCard, American Express  
accepted on phone orders.

Mail to: **Wiley Professional Software**  
P.O. Box 092  
Somerset, N.J. 08873

Please send me the software indicated to use free for 15 days. If not completely satisfied, I may return any software within the trial period and owe nothing. (Restricted to continental U.S. and Canada.)

- Payment enclosed plus sales tax.** Wiley pays normal bookrate postage/handling. We normally ship within 10 days. If shipment cannot be made within 90 days, payment will be refunded.
- Bill me.**  **Bill my company.**
- (1-88953-9) AIS: **TAX ANALYST** . \$150.00
- (1-89004-9) Klitzner **VISICALC** . . . . \$56.90
- (1-87459-0) Cohen **CALENDAR** . . \$65.00
- (1-87460-4) Abey **MULTIGRAPH** . \$85.00
- (1-89842-2) Franklin **GAMES** . . . . . \$47.90
- (1-89843-0) Finkel **APPLE BASIC** . \$34.90

Please Print  
NAME \_\_\_\_\_  
FIRM \_\_\_\_\_  
ADDRESS \_\_\_\_\_  
CITY \_\_\_\_\_  
STATE/ZIP \_\_\_\_\_  
SIGN HERE \_\_\_\_\_

**CREDIT CARD ORDERS:** To charge your order plus local sales tax and shipping/handling, fill in the information below. If you are not satisfied with the book/software set, return it within 15 days for a full credit to your account.

**VISA**  **MASTERCARD**  
CARD NO. \_\_\_\_\_  
Expiration date \_\_\_\_\_  
Signature \_\_\_\_\_

(Offer valid through Dec. 31, 1983.)  
Prices subject to change without notice.

# Run with Wiley Professional Software

Unlocking the power of computing.



3-9887

## Updates & Microbes (continued)

#5 published in the September 1982 issue of MICRO.

As written, the program, run in either Applesoft BASIC or Commodore 4.0 BASIC, returns an @ instead of the initial nine for decimals in the range 36865 [\$9001] to 40959 [\$9FFF]. In fact, the program returns @@@@9 for decimal 39321 (\$9999).

The following new lines (in place of the existing lines) will correct the bug:

```
50 IF X >= 10 THEN PRINT
    CHR$(X + 55);
```

```
60 IF X <= 10 THEN PRINT
    CHR$(X + 48);
```

See listings 1 and 2 for both the original and corrected programs.

Wilmon B. Chipman  
Bridgewater, MA

### Listing 1

```
5 REM PUBLISHED VERSION
10 REM X < 65536
20 INPUT X
30 X = X / 4096
40 FOR J = 1 TO 4
50 IF X > 9 THEN PRINT CHR$(X + 55);
60 IF X <= 9 THEN PRINT CHR$(X + 48);
70 X = (X - INT(X)) * 16
80 NEXT J
```

### Listing 2

```
5 REM CORRECTED VERSION
10 REM X < 65536
20 INPUT X
30 X = X / 4096
40 FOR J = 1 TO 4
50 IF X >= 10 THEN PRINT CHR$(X + 55);
60 IF X <= 10 THEN PRINT CHR$(X + 48);
70 X = (X - INT(X)) * 16
80 NEXT J
```

### Apple Slices Sliced

Two lines in the December Apple Slices column (page 66) were left out. Insert:

```
179 9568 65 9B 179 ADC LOWTR
```

```
180 956A 85 9B 180 STA LOWTR
```

Tim Osborn  
Manchester, NH

### Oops!

In "Print Control for Apple Printers" (58:24), the "#" signs were left off of the following lines of the program.


0300 A9 04	36	PRNTCTRL	LDA 04	;	5 PARAMS (0 TO 4). COUNT THEM
030C C9 2C	41		CMP #COMMA	;	NEXT CHR ALSO COMMA?
031D A0 26	50	CONDOS	LDY #026	;	WHAT IS OUTPUT DEVICE ADDRESS?
0328 A0 00	56		LDY 00	;	THE ADDRESS ITSELF.
0335 A9 4D	62		LDA #HOOK	;	FINALLY POINT DOS' CSMC ADDRESS
0359 C9 8D	79	PRINTI	CHP #CR	;	GOT A CARRIAGE RETURN?
0379 A9 00	97	PAGETEST	LDA 00	;	COME HERE AFTER CARR. RETURN
038B A9 00	105	STEPOVER	LDA 00	;	SKIP LINES TO GET TO NEXT PAGE
03A6 A9 C9	120		LDA #TITLE	;	GET BYTE OF TITLE
03B3 A9 00	125		LDA 00	;	HIGH BYTE OF PAGE (SO MAX=255)

MICRO™

<b>VIC-20*</b>	<b>SOFTWARE SPECIALS</b>		<b>CBM-64*</b>
 <p><b>GALACTIC BLITZ</b></p> <p>FROM TRONIX ...</p> <p>Exciting fun in this galactic shoot-out in space. 15 different attack patterns with 32 levels of play. Cassette ..... \$21.95</p>	<p>From Interesting Software Cassette ..... \$15.95</p> <p><b>QUACKERS</b></p> <p>ALL MACHINE CODE!</p> <p>Bring the fun of the shooting gallery into your home. With music and colorful graphics.</p>	<h2 style="margin: 0;">Stellar Triumph</h2> <p>Great new all machine code game for your CBM-64. One or two player game with all the arcade sound and graphics! Fantastic space war game with many options.</p> <p>From H.A.L. Labs ... tape or disk ..... \$24.95</p>	
<p><b>SIDEWINDER 8K \$24.95</b></p> <p>Ten explosive levels as you fly your chopper at lightning speeds against deadly Battlepods, alien Obitojets and Stalker bombs!</p>	<p><b>CBM-64 &amp; VIC-20 MINI-MONITOR</b></p> <p>All machine code monitor which will disassemble code, do text dump, move memory, hex to decimal and decimal to hex conversion as well as a mini-assembler!</p> <p><b>VIC-20 version requires 8K expansion.</b></p> <p>Cassette ..... \$24.95 Disk ..... \$29.95</p>	<h2 style="margin: 0;">Dust Covers</h2> <p>Water resistant Attractive brown canvas <span style="float: right;">\$7.95</span></p>	
<p><b>SWARM! 5K \$24.95</b></p> <p>Fantastic action as you battle against a huge barrage of alien Android wasps and other insects!</p>	<p><b>CREATIVE SOFTWARE GAMES ON CARTRIDGE</b></p> <p>CHOPLIFTER ..... \$39.95 SERPENTINE ..... \$39.95 APPLE PANIC ..... \$39.95 ASTROBLITZ ..... \$39.95 TRASHMAN ..... \$39.95</p>	<h2 style="margin: 0;">KIDS &amp; THE VIC</h2> <p>Great new book to add to your library. only ..... \$14.95</p>	
<p><b>INTERESTING SOFTWARE</b></p> <p>21101 S. Harvard Blvd., Torrance, CA 90501 (213) 328-9422</p> <p>Visa/MC/Check/Money Order      Add \$2.00 Postage &amp; Handling CA residents add appropriate sales tax      Dealer Inquiries Invited</p> <p><small>*VIC-20 &amp; CBM-64 is a trademark of Commodore Business Machines</small></p>			

Circle No. 9

# NEW FROM D & N MICRO PRODUCTS, INC.



## MICRO-80 COMPUTER

Z80A CPU with 4MHz clock and CP/M 2.2 operating system. 64K of low power static RAM. Calendar real time clock. Centronics type parallel printer interface. Serial interface for terminal communications, dip switch baud rates of 150 to 9600. 4" cooling fan with air intake on back of computer and discharge through ventilation in the bottom. No holes on computer top or side for entry of foreign object. Two 8" single or double sided floppy disk drives. IBM single density 3740 format for 243K of storage on each drive. Using double density with 1K sectors 608K of storage is available on a single sided drive or 1.2 meg on a double sided drive. Satin finish extruded

aluminum with vinyl woodgrain decorative finish. 8 slot backplane for expansion. 48 pin buss is compatible with most OSI boards. Uses all standard IBM format CP/M software.

Model 80-1200	\$2995
2 8" single sided drives, 1.2 meg of storage	
Model 80-2400	\$3495
2 8" double sided drives, 2.4 meg of storage	
Option 001	\$ 95
Serial printer port, dip switch baud rate settings	

### Software available in IBM single density 8" format.

<b>Microsoft</b>		<b>Digital Research</b>		<b>Micropro</b>	
Basic-80	\$289	PL/1-80	\$459	Wordstar	\$299
Basic Compiler	\$329	Mac	\$ 85	Mail-Merge	\$109
Fortran-80	\$410	Sid	\$ 78	Spellstar	\$175
Cobol-80	\$574	Z-Sid	\$ 95	SuperSort I	\$195
Macro-80	\$175	CBasic-2	\$110	<b>Pascal</b>	
Edit-80	\$105	Tex	\$ 90	Pascal/MT +	\$429
Mu Simp/Mu Math	\$224	DeSpool	\$ 50	Pascal Z	\$349
Mu Lisp-80	\$174	<b>Ashton-Tate</b>		Pascal M	\$355
		dBase II	\$595		

## Convert almost any static memory OSI machine to CP/M® with the D & N-80 CPU Board.


Z80A CPU with 4MHz clock. 2716 EPROM with monitor and bootstrap loader. RS-232 serial interface for terminal communications or use as a serial printer interface in a VIDEO system. Disk controller is an Intel 8272 chip to provide single or double density disk format. 243K single density or 608K double density of disk storage on a single sided 8" drive. A double sided drive provides 1.2 meg of storage. DMA used with disk controller to unload CPU during block transfers from the disk drives. Optional Centronics type parallel printer port com-

plete with 10 ft. cable. Optional Real Time Calendar Clock may be set or read using 'CALL' function in high level languages. Power requirements are only 5 volts at 1.4 amps. Available with WORDSTAR for serial terminal systems.

### INCLUDES CPM 2.2

D & N-80 serial	\$695
D & N-80 serial w/Wordstar	\$870
D & N-80 video	\$695
Option001	\$ 80

parallel printer and real time calendar clock



## D & N-80 CPU BOARD

## OTHER OSI COMPATIBLE HARDWARE

**IO-CA10X Serial Printer Port** \$125  
Compatible with OS-65U and OS-65D software

**IO-CA9 Parallel Printer Port** \$175  
Centronics standard parallel printer interface with 10 ft. flat cable

**BP-580 8 Slot Backplane** \$ 47  
Assembled 8 slot backplane for OSI 48 pin buss

**24MEM-CM9** \$380    **24MEM-CM9F** \$530  
**16MEM-CM9** \$300    **16MEM-CM9F** \$450  
**8MEM-CM9** \$210    **8MEM-CM9F** \$380  
**BMEM-CM9F** \$ 50    **FL470** \$180

24K memory/floppy controller card supports up to 24K of 2114 memory chips and an OSI type floppy disk controller. Available fully assembled and tested with 8, 16, or 24K of memory, with floppy controller (F). Controller supports 2 drives. Needs separated clock and data inputs. Available Bare (BMEM-CM9F) or controller only (FL-470). Ideal way to upgrade cassette based system

**C1P-EXP Expansion Interface** \$ 65  
Expansion for C1P 600 or 610 board to the OSI 48 pin buss. Requires one slot in backplane. Use with BP-580 backplane

**BIO-1600 Bare IO card** \$ 50  
Supports 8K of memory, 2 16 bit parallel ports may be used as printer interfaces. 5 RS-232 serial ports, with manual and Molex connectors

**DSK-SW Disk Switch** \$ 29  
Extends life of drive and media. Shuts off minifloppy spindle motor when system is not accessing the drive. Complete KIT and manual

### Disk Drives and Cables

8" Shugart SA801 single sided	\$395
8" Shugart SA851 double sided	\$585
FLC-66ft. cable from D & N or OSI controller to 8" disk drive	\$ 89
5 1/4" MPI B51 with cable, power supply and cabinet	\$450
FLC-5 1/4 8 ft. cable for connection to 5 1/4 drive and D & N or OSI controller, with data separator and disk switch	\$ 75

### Okidata Microline Printers

<b>ML 82A Dot Matrix Printer</b>	\$534
120 CPS, 80/120 columns, 9.5" paper width, friction or pin feed	
<b>ML 83A</b> Same as 82A except 16" paper width, 132/232 columns with tractor feed	\$895
<b>ML 84</b> Same as 82A except 200 CPS, 16" paper width, 132/232 columns, 2K buffer, dot addressable graphics, with tractor feed	\$1152

## D & N Micro Products, Inc.

3684 N. Wells St.  
Fort Wayne, Ind. 46808  
(219) 485-6414



TERMS \$2.50 shipping, Foreign orders add 15%.  
Indiana residents add 4% sales tax.

Circle No. 7

Tim Osborn

---

This month's program, FORMULATE, lets VisiCalc users see the formulas that make up a worksheet all at once rather than one at a time on the edit line. If you do not use VisiCalc, you may still be interested in FORMULATE because it contains a general purpose BASIC subroutine to access individual DISK II sectors (lines 1140-1520).

FORMULATE will take any VisiCalc worksheet file and process it so that all values are stripped out and just the headings and formulas remain. The formulas are translated into headings so they will appear upon loading the file. The data is then saved under the original worksheet's name with ".FORMULAS" appended to the end of the name. The original worksheet file is unchanged, which preserves the data. When the .FORMULAS version of the worksheet is loaded (using the /SL command of VisiCalc), the formulas that make up the worksheet can be viewed all at once along with any headings contained in the worksheet. The ".FORMULAS" version of the worksheet can then be printed using the /P command.

When FORMULATE is run it will display each TEXT file residing on the diskette in the last accessed disk drive one at a time. The user is asked to respond "Y" if the file displayed is the desired file and "N" if it is not. Once the file is selected, FORMULATE will perform its function, notifying the user when the function is completed.

### The Program

Lines 5-110 perform an initialization function to get the program ready for operation. Line 120 calls the sector read/write subroutine and reads the VTOC (sector 0, track 17). The subroutine at lines 1210 through 1230 initialize two machine-language subrou-

tines. Line 1430 is a machine-language program to locate the current DOS Input/Output Block (IOB) and place a pointer to the IOB in locations \$00 through \$01 so that the parameters can be updated by BASIC. Line 1440 is a subroutine that locates the IOB and calls RWTS to perform the operations specified in the IOB.

Line 1235 CALLs the locate-IOB subroutine. Lines 1240-1250 compute the modulo-256 of the buffer address and update the IOB to point to the desired buffer. Lines 1300 through 1390 form a subroutine that takes the desired track (TRK%) and sector (SEC%) and performs the operation specified by OP% (where 1 = Read, 2 = Write). Lines 140-320 read the catalog sectors searching for TEXT files.

Once the user selects a text file to FORMULATE, the program displays a message "PLEASE WAIT" and begins the main process of the program at line number 450. Line 450 opens the chosen file. Line 460 attempts to delete any .FORMULAS version that may already exist. If the delete function fails because the file does not exist yet then an error-code 6 will be produced ("FILE NOT FOUND"). This condition will be trapped by the ONERR GOTO 880 statement in line 440. Lines 880 through 990 form a general purpose error-handling routine. Error codes 5 and 6 are normal for this program and are handled by the error routine. For error code 6, processing picks back up at line 470. Error code 5 signals an end to the input file so the files are closed and a "FUNCTION COMPLETE" message is displayed.

Line 470 opens the .FORMULAS version. Lines 480 through 870 form the input/output loop where the worksheet is read in, analyzed, and the .FORMULAS file is written out. Lines 500 to 540 replace the normal Apple-soft INPUT statement. This is used to avoid the all too familiar "EXTRA IGNORED" problem.

Lines 560 through 750 form a loop, which is used to parse the input record one byte at a time. This loop is an example of finite state automation. It is used here to analyze the worksheet file in order to recognize which records are labels, commands, formulas, and input files that are not worksheet files at all (see line 790).

Lines 760 through 790 check to see in which node (state) the program emerges from the loop. If it emerges in node 6, then the input record was a value (not a computed value or formula). Since FORMULATE strips these from the .FORMULAS version, the program continues to read the next input record without writing anything to the .FORMULAS file.

Line 770 checks for a node 10 or 4, which means that the input record was a label. Since these are written as is, processing continues at the output line number 850. Line 780 checks for a node 8, which means the input record was the VisiCalc Global Column width command (/GC). Since FORMULATE outputs one of these records to the .FORMULAS version at the end of processing (see line 920) to set the columns to the width of the widest formula + 1, this record is skipped by jumping to line 480 to get the next input record.

Line 790 checks for a node < > 11, which indicates that the file is not a VisiCalc worksheet; a proper message is displayed and processing is discontinued.

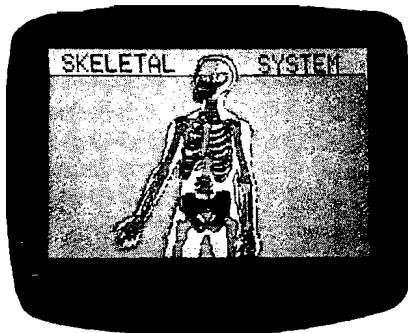
Lines 800 through 840 handle node = 9 (the input record is a formula). These lines simply split the formula into two pieces and place a quote (CHR\$(34)) into the proper position to make the formula a label. Lines 850 through 870 write the record out and jump back to 480 to get the next input record.

*(Listing begins on page 14)*



# FOR COMPLETE GRAPHICS: VersaWriter



EDUCATION



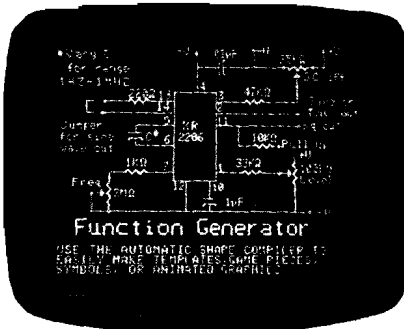
ARTIST



GAME PROGRAMMER



HOBBIEIST

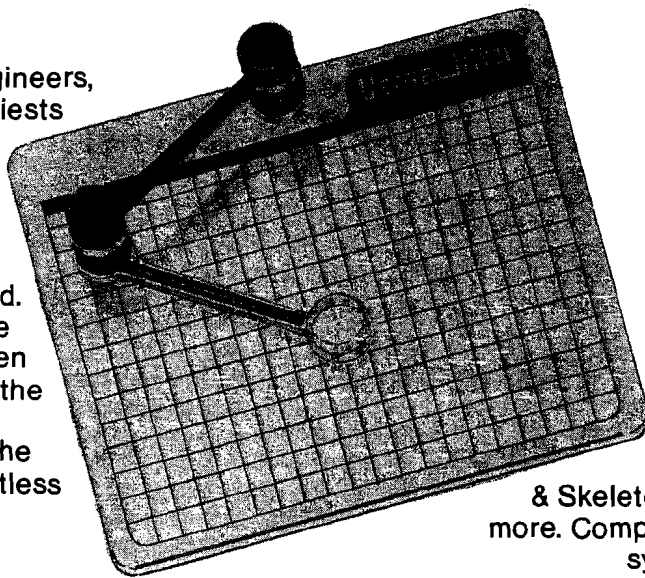


ENGINEERING



CHILDREN

Teachers, artists, engineers, programmers & hobbyists find VersaWriter an easy to use tool for creating micro computer graphics. No programming experience is required. Pictures can be made by simply tracing. Even children can explore the exciting world of computer graphics. The VersaWriter is as limitless as your imagination.



VersaWriter contains complete software for drawing with color, brushes & dots. Add text or fill in over 100 colors. Create your own shapes and place anywhere on the screen. Use Area/Distance, Move Picture, Electronic Drawing & Skeleton programs plus much more. Complete hardware/software system for Apple II/II+/IIe - \$299.00



Versa Computing Products are available at your local computer products store.

VersaWriter is also available with software designed for Atari & IBM PC.

Distributed by:

- Computerland Corp. Hayward, Calif.
- Softsel Computer Products Inglewood, Calif.
- Pete & Pam Computers Lancashire, England

- Micron Distributing Toronto, Canada
- Program Spektrum Bromma, Sweden
- Micron Products Sales Group Lynn, Mass.

- Educational Media Washington, Penn.
- ESD Laboratories Tokyo, Japan
- Blue Ridge Computers Capetown, South Africa

3541 Old Conejo Road, Suite 104 • Newbury Park, CA 91320 • (805) 498-1956

Circle No. 56

Apple Slices Listing

```

1 BF = 32744:OP% = 1
5 HM = PEEK (115) + PEEK (116) *
  256: REM SAVE HIMEM
10 HIMEM: BF - 1:HI = 8: REM SET
  HIMEM AND LONGEST FORMULA
20 DIM FL$(105): REM TEXT FILE N
  AME ARRAY
30 GOSUB 1090: REM ESTABLISH ONE
  RR FIX
40 REM *****
50 REM ** FT%,FL% AND FS% ARE **
60 REM ** OFFSETS INTO THE **
70 REM ** CATALOG BUFFER **
80 REM *****
90 FT% = 13: REM FILE TYPE OFFSET
100 FL% = 14: REM FILE NAME OFFSET
110 FS% = 11: REM FILE STATUS OFFSET
120 TRK% = 17:SEC% = 0: GOSUB 121
  0: GOSUB 1300: REM INIT SECT
  OR R/W ROUTINE AND READ VTOC
130 HOME : HTAB 5: VTAB 5: PRINT
  "PLEASE WAIT - READING CATAL
  OG.....";
140 FOR J = 1 TO 15: REM NUMBER
  OF CATALOG SECTORS
150 TRK% = PEEK (BF + 1):SEC% =
  PEEK (BF + 2): GOSUB 1300: REM
  READ CATALOG SECTOR INTO BUFFER
160 FOR K = BF TO BF + 210 STEP
  35: REM 7 FILE DESCRIPTORS;
  35 BYTES EACH
170 FS = PEEK (K + FS%): REM SEL
  FILE STATUS CODE
180 IF FS = 0 THEN J = 15:K = BF
  + 210: GOTO 310: REM END LOOP
190 IF FS = 255 GOTO 310: REM SK
  IP DELETED FILE
200 FT = PEEK (K + FT%)
210 IF NOT (FT = 0 OR FT = 128)
  GOTO 310: REM SKIP NON-TEXT
  FILES
220 NF = NF + 1: REM COUNT OF TE
  XT FILES
230 FL$ = "":SP% = 0: REM INITIA
  LIZE FILE NAME AND TRAILING
  SPACES COUNT
240 FOR L = K + FL% TO K + FL% + 29
250 NW$ = CHR$ ( PEEK (L))
260 IF NW$ = CHR$ (160) THEN SP
  % = SP% + 1: GOTO 280
270 SP% = 0: REM RESET TRAILING S
  PACES COUNT
280 FL$ = FL$ + NW$: REM ADD NEW
  CHARACTER TO NAME
290 NEXT : REM L
300 FL$(NF) = LEFT$( FL$,30 - SP
  %): REM DROP TRAILING SPACE
  S AND SAVE IN FILE NAME ARRAY
310 NEXT : REM K
320 NEXT : REM J
330 IF NF = 0 THEN HOME : PRINT
  "THERE ARE NO TEXT FILES ON
  VOLUME ";: HIMEM: HM: END
340 FOR J = 1 TO NF
350 HOME : HTAB 5: VTAB 5: PRINT
  "IS ";FL$(J);" THE FILE"
360 HTAB 5: VTAB 7: PRINT "YOU D
  ESIRE ? ENTER Y(ES) OR N(O)
  ";: GET A$
370 IF A$ = "Y" THEN FL$ = FL$(J
  ):J = NF: GOTO 390
380 IF A$ <> "N" GOTO 340
390 NEXT : REM J
400 IF A$ <> "Y" THEN HOME : HTAB
  5: VTAB 5: PRINT "NO MORE TE
  XT FILES ON VOLUME": HIMEM:
  HM: END
410 CD$ = CHR$ (4)
420 HTAB 5: VTAB 9: PRINT "PLEAS
  E WAIT....."
430 POKE 34,10: REM SET TOP OF T
  EXT WINDOW
440 ONERR GOTO 880
450 PRINT CD$"OPEN ";FL$
460 PRINT CD$"DELETE ";FL$;".FOR
  MULAS"
470 PRINT CD$"OPEN ";FL$;".FORMULAS"
480 PRINT CD$: PRINT CD$"READ ";FL$
490 D$ = ""
500 FOR J = 1 TO 200
510 GET A$
520 IF A$ = CHR$ (13) THEN LN =
  J - 1:J = 200: GOTO 540
530 D$ = D$ + A$
540 NEXT
550 NODE = 1
560 FOR J = 1 TO LN
570 MD$ = MID$( D$,J,1)
580 IF MD$ = ">" AND NODE = 1 THEN
  NODE = 2: GOTO 750
590 IF NODE = 1 AND MD$ = "/" THEN
  NODE = 5: GOTO 750
600 IF NODE = 1 THEN NODE = 11:J
  = LN: GOTO 750
610 IF NODE = 2 AND MD$ = ":" THEN
  K = J:NODE = 3: GOTO 750
620 IF NODE = 2 GOTO 750
630 IF NODE = 3 AND MD$ = CHR$
  (34) THEN J = LN:NODE = 10: GOTO 750
640 IF NODE = 3 AND MD$ = "/" THEN
  NODE = 4: GOTO 750
650 IF NODE = 3 THEN NODE = 6: GOTO 750
660 IF NODE = 4 AND MD$ = "F" THEN
  NODE = 6:J = J + 1:K = J: GOTO 750
670 IF NODE = 4 THEN J = LN:NODE
  = 10: GOTO 750
680 IF NODE = 5 AND MD$ = "G" THEN
  NODE = 7: GOTO 750
690 IF NODE = 5 THEN J = LN:NODE
  = 10: GOTO 750
700 IF NODE = 6 AND MD$ > "@" AND
  MD$ < CHR$ (91) THEN J = LN
  :NODE = 9: GOTO 750
710 IF NODE = 6 AND MD$ = CHR$
  (34) THEN J = LN:NODE = 10: GOTO 750
720 IF NODE = 6 GOTO 750
730 IF NODE = 7 AND MD$ = "C" THEN
  NODE = 8:J = LN: GOTO 750
740 IF NODE = 7 THEN J = LN:NODE = 10
750 NEXT : REM J
760 IF NODE = 6 THEN GOTO 480: REM
  SKIP RECORD
770 IF NODE = 10 OR NODE = 4 THEN
  GOTO 850: REM WRITE AS IS
780 IF NODE = 8 THEN GOTO 480: REM
  SKIP "/GC" - PROGRAM PRODUC
  ES ITS' OWN
790 IF NODE = 11 THEN POKE 34,0
  : PRINT CD$: HOME : PRINT "T
  HIS DOES NOT APPEAR TO BE A
  WORKSHEET";: PRINT CD$: PRINT
  CD$"CLOSE": PRINT CD$"DELETE
  ";FL$;".FORMULAS": HIMEM: H
  M: END
800 REM NODE = 9 PASSES HERE
810 L = LN - K
820 IF L > HI THEN HI = L: REM
  SAVE LENGTH OF LONGEST FORMULA
830 LT$ = LEFT$( D$,K):RT$ = RIGHT$(
  D$,L)
840 D$ = LT$ + CHR$ (34) + RT$
850 PRINT CD$: PRINT CD$;"WRITE"
  ;FL$;".FORMULAS"
860 PRINT D$
870 GOTO 480
880 CALL 768: REM ONERR FIX
890 ER = PEEK (222): REM SET ERR
  OR CODE
900 IF ER = 6 THEN PRINT CD$: GOTO
  470: REM NO FORMULAS FILE TO
  DELETE (CONTINUE)
910 POKE 34,0: REM RESET TEXT WI
  NDOW
920 IF ER = 5 THEN PRINT CD$: PRINT
  CD$"WRITE ";FL$;".FORMULAS":
  PRINT "/GC"; STR$( HI + 1):
  PRINT CD$: GOTO 1000
930 IF ER = 4 THEN PRINT "WRITE
  PROTECTED": GOTO 1040
950 IF ER = 10 THEN PRINT "FILE
  LOCKED": GOTO 1040
960 HOME : PRINT " ERROR CODE =
  ";ER
970 PRINT "IN LINE NUMBER "; PEEK
  (218) + PEEK (219) * 256
980 IF ER > 15 OR ER = 0 THEN PRINT
  "SEE PAGE 81 OF THE APPLESOF
  T": PRINT "BASIC PROGRAMMING
  REFERENCE MANUAL": GOTO 1040
990 PRINT "SEE PAGES 114 - 115 O
  F THE DOS MANUAL": GOTO 1040
1000 HOME : HTAB 5: VTAB 5
1010 PRINT "FUNCTION COMPLETED"
1020 HTAB 5: VTAB 7: PRINT "FILE
  ";FL$;".FORMULAS"
1030 HTAB 5: VTAB 9: PRINT "IS N
  OW SAVED ON DISK"
1040 POKE 216,0: REM TURN OFF
  ONERR GOTO INCASE OF TROUBLE
  W/CLOSE (AVOIDS POSSIBLE LO
  OP)
1050 PRINT CD$: PRINT CD$"CLOSE"
1060 HIMEM: HM: END : REM RESET
  HIMEM AND END
1070 REM
1080 REM ***** ONERR FIX *****
1090 FOR J = 768 TO 777: READ K:
  POKE J,K: NEXT : RETURN
1100 DATA 104,168,104,166,223,1
  54,72,152,72,96
1110 REM *****
1150 REM ** READ TRACK-SECTOR **
1160 REM ** SUBROUTINE **
1170 REM *****
1180 REM SEC%=SECTOR TO READ
1190 REM BF =BUFFER ADDRESS
1200 REM TRK%=TRACK TO READ
1210 FOR J = 33000 TO 33014
1220 READ I$: POKE J,I$
1230 NEXT
1235 CALL 33000: REM LOCATE THE IOB
1240 BH% = INT (BF / 256)
1242 BL% = INT ((BF / 256 - INT
  (BF / 256)) * 256 + .05) * SGN
  (BF / 256)
1244 PTR = PEEK (0) + PEEK (1) * 256
1250 POKE PTR + 8,BL%: POKE PTR +
  9,BH%: REM SET BUFFER ADDRESS
1260 RETURN
1270 REM *****
1280 REM * PTR=BEGIN. OF IOB *
1290 REM *****
1300 POKE PTR + 4,TRK%
1310 POKE PTR + 5,SEC%
1350 POKE PTR + 12,OP%: REM OPER
  ATION 1 = READ 2 = WRITE
1360 POKE PTR + 3,0: REM WILDCARD VOL
1370 CALL 33008: REM CALL LOCI0B+RWTS
1380 POKE 72,0: REM RESET PREG
1390 RETURN
1400 REM *****
1430 DATA 32,227,03,132,00,133,01,96
1440 DATA 32,227,03,32,217,03,96
1450 REM *****
1460 REM * 1ST DATA STMENT *
1470 REM * MACH. LANG. TO *
1480 REM * LOCATE THE IOB *
1490 REM * 2ND DATA STMENT *
1500 REM * LOCATE THE IOB *
1510 REM * AND CALL RWTS *
1520 REM *****
>A9:"TAXES
>H8:@SUM(B8...G8)
>G8:+G6-G7
>F8:+F6-F7
>E8:+E6-E7
>D8:+D6-D7
>C8:+C6-C7
>B8:+B6-B7
>A8:"GROSS
>H7:@SUM(B7...G7)
>A7:"EXPENSES
>H6:@SUM(B6...G6)
>G6:@SUM(G2...G5)
>F6:@SUM(F2...F5)
>E6:@SUM(E2...E5)
>D6:@SUM(D2...D5)
>C6:@SUM(C2...C5)
>B6:@SUM(B2...B5)
>A6:"TTL SALES
>H5:@SUM(B5...G5)
>A5:"MISC
>H4:@SUM(B4...G4)
>A4:"LABOR
>H3:@SUM(B3...G3)
>A3:"TIRES
>H2:@SUM(B2...G2)
>A2:"BIKES
>H1:"GRAND TTL
>G1:"JUNE
>F1:"MAY
>E1:"APRIL
>D1:"MAR
>C1:"FEB
>B1:"JAN
>H10:@SUM(B10...G10)
>G10:+G8-G9
>F10:+F8-F9
>E10:+E8-E9
>D10:+D8-D9
>C10:+C8-C9
>B10:+B8-B9
>A10:"NET
>H9:@SUM(B9...G9)
>A9:"TAXES
>H8:@SUM(B8...G8)
>G8:+G6-G7
>F8:+F6-F7
>E8:+E6-E7
>D8:+D6-D7
>C8:+C6-C7
>B8:+B6-B7
>A8:"GROSS
>H7:@SUM(B7...G7)
>A7:"EXPENSES
>H6:@SUM(B6...G6)
>G6:@SUM(G2...G5)
>F6:@SUM(F2...F5)
>E6:@SUM(E2...E5)
>D6:@SUM(D2...D5)
>C6:@SUM(C2...C5)
>B6:@SUM(B2...B5)
>A6:"TTL SALES
>H5:@SUM(B5...G5)
>A5:"MISC
>H4:@SUM(B4...G4)
>A4:"LABOR
>H3:@SUM(B3...G3)
>A3:"TIRES
>H2:@SUM(B2...G2)
>A2:"BIKES
>H1:"GRAND TTL
>G1:"JUNE
>F1:"MAY
>E1:"APRIL
>D1:"MAR
>C1:"FEB
>B1:"JAN
/GC16

```



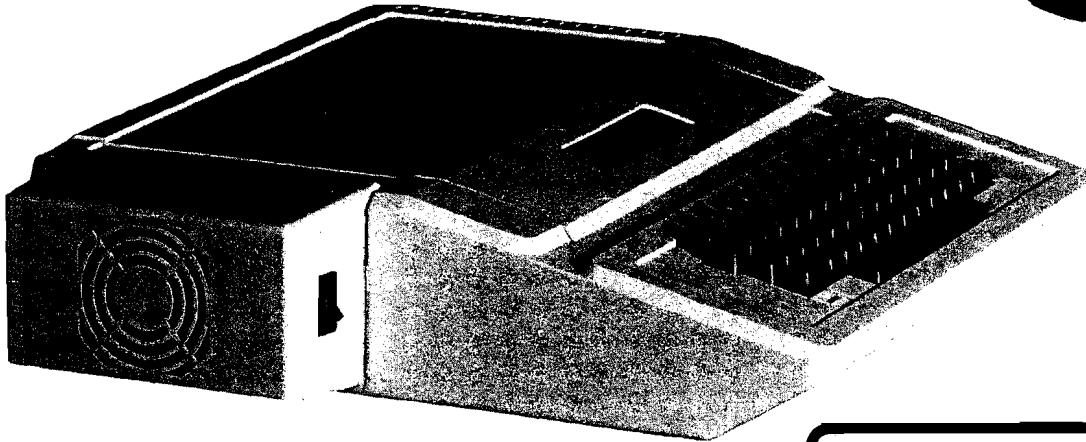
# RH ELECTRONICS, INC.

COPYRIGHT © 1981 — PATENTS PENDING  
566 Irelan, Buellton, CA 93427  
(805) 688-2047  
8:00 TO 5:00 CALIFORNIA TIME

COMPUTER PRODUCTS  
DESIGNING • MANUFACTURING  
ELECTRONIC ENGINEERING



## SUPER FAN II™ FOR YOUR APPLE II\* COMPUTER



One Year Warranty

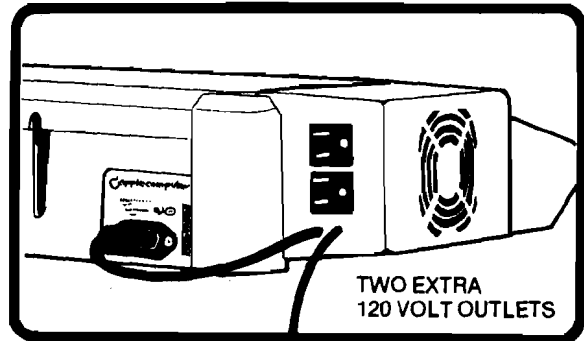
**\$74.95**

With Zener Ray™  
Protection **\$109.00**

MASTERCARD — VISA

### "COOL IT"

- ALSO FITS ON APPLE'S\* NEW MONITOR STAND
- RED PILOT LIGHT ON/OFF SYSTEM SWITCH
- CLIPS ON — NO HOLES OR SCREWS • REPLACEABLE SWITCH
- AVAILABLE IN 120V or 240V AND 50/60 HZ • DURABLE MOTOR
- REDUCES HEAT CAUSED BY EXTRA PLUG-IN CARDS
- SOLD WORLD WIDE • UNIQUE 1 YEAR WARRANTY
- TAN OR BLACK COLOR • QUIETEST FAN ON THE MARKET
- INCREASED RELIABILITY — SAVES DOWN TIME AND REPAIR CHARGES
- LOW NOISE DUE TO DRAWING EFFECT OF AIR THROUGH YOUR COMPUTER AND SPECIAL FAN AND MOTOR DESIGN
- TWO EXTRA 120V OUTLETS FOR MONITOR AND ACCESSORIES TURN ON WHEN YOU TURN ON YOUR FAN (NOT AVAILABLE ON 240V MODEL)



**SUPER FAN II™ WITH ZENER RAY OPTION \$109.00**

## ZENER RAY™ TRANSIENT VOLTAGE SUPPRESSOR

OUR BUILT IN ADVANCED DESIGN UNIT GIVES  
**DRAMATIC COST SAVINGS** — STOPS ANNOYING DOWN TIME  
**INSURANCE FROM VOLTAGE SPIKES - GLITCHES**  
**DANGEROUS VOLTAGE SPIKES CAN JEOPARDIZE YOUR COMPUTER SYSTEMS**  
**PROTECT COMPUTER · DISK DRIVE · PRINTER AND MONITOR**

NO CUTTING WIRES • WON'T VOID WARRANTY, JUST PLUG IN SUPERFAN II WITH ZENER RAY

OTHER PRODUCTS BY **RH ELECTRONICS, INC.**

**SUPER RAM II™** 16K RAM CARD FOR YOUR APPLE II. 2 YEAR WARRANTY \$125

**GUARDIAN ANGEL™** AN UNINTERRUPTABLE POWER SOURCE \$595

**12 VOLT TRANSVERTER** 12 VOLT — RUNS YOUR APPLE II COMPUTER AND  
AND 5¼" DRIVE FROM YOUR CIGARETTE LIGHTER \$149

\*Registered trademarks of Apple Computer Inc.

**DEALER INQUIRIES INVITED**

Circle No. 13

- ✓ Full Screen Editing
- ✓ Copy-Move sentences, paragraphs
- ✓ Insert-Delete letters, sentences
- ✓ Form letters-User defined data
- ✓ Shorthand-words, phrases
- ✓ Centering-Justification-Tabs
- ✓ Headers-Footers-set page size
- ✓ Automatic Page Numbering
- ✓ Double columns-set margin, line size
- ✓ Printer graphics-send hex codes
- ✓ Set up to support most printers
- ✓ Disk file concatenation
- ✓ Program update support provided

**THE NEXT LOGICAL  
STEP IN THE  
EVOLUTION of  
WORD PROCESSING**

**COPY-WRITER**

Copy-Writer is a full featured professional quality word processor. It offers all the capabilities required for high performance and efficiency. In addition, advanced features such as double columns, multiple disk files, printer hex control, etc. Copy-Writer is written in FORTH, a unique language that runs nearly as fast as machine code but actually occupies less memory. This allows more room in memory for lines of text. More than otherwise possible. Copy-Writer updates will be distributed on request to all registered users for just the update cost. Even when a more powerful version is introduced!

**AVAILABLE FOR 40XX/8032/C64  
only \$145.00**

SEE YOUR DEALER OR:

**MICROTECH** P.O. Box 102  
Langhorne, Pa. 19047  
215-757-0284  
**DEALER INQUIRIES INVITED**

## Commodore Gets Smart

"Having a modem and a good terminal software package like this can really open up a new world of applications for your Commodore system." — Robert W. Baker  
— MICROCOMPUTING

- ✓ record to disk/transmit from disk
- ✓ output to Commodore/ASCII printer
- ✓ XON/XOFF control capability
- ✓ translates files ASCII/BASIC/W-PRO
- ✓ system status line-clock with alarm
- ✓ user table allows encoded data
- ✓ user access to routines-telemetry

The most sophisticated terminal package available. Gives you all the features needed now and for the future. Available — Commodore 40XX, 8032 with 4040, 8050, PEDISK II

Available from cgrs MICROTECH,  
P.O. Box 102, Langhorne, PA 19047  
215-757-0284

**\$129.00 DEALER INQUIRIES INVITED**

with Intelligent Terminal  
Communications Package

## COMPACT

Circle No. 45

# MICRO™

## PET Vet

Loren Wright

### New Commodore-oriented Books

Without much fanfare the new edition of the *PET/CBM Personal Computer Guide* has arrived from Osborne/McGraw-Hill. The new edition, by Adam Osborne, Jim Strasma, and Ellen Strasma, has been published in two versions, called *PET Personal Computer Guide* and *CBM Professional Computer Guide*. The emphasis in the PET Guide is on the PET series of computers, the 4022 printer, and the 4040 Guide is on the PET series of computers, the 4022 printer, and the 4040 and 2031 disk drives. The CBM Guide concentrates on the 8032 and the 2001-B, with some mention of the SuperPET and the 8096. Peripherals covered include the 8050 and 8250 disk drives, and the 8024, 8023P, and 8300P printers. Both versions cover the 8010 modem and the 4010 voice synthesizer.

Listings in the PET Guide are presented in upper case/graphics, while the CBM Guide uses mixed case for its listings. More detail is given in the PET Guide on graphics programming, while the CBM pays more attention to numerical calculations and data formatting.

In general, the two books are very similar. They both have the same overall organization, and most of the material is duplicated. Much attention has been paid to updating, correcting, and clarifying material that appeared in the previous edition. One area in particular that received a lot of attention is the section on the CBM relative record system. The second edition of the PET/CBM Guide covered this topic very poorly, including errors and misleading information.

There is also much new material in the new book, including expanded memory maps and detailed information on fixes and upgrades for the various operating systems. In addition to the new material, more program examples are included. Author Jim Strasma offers, at an extra cost, a 'Help' disk, which includes longer demonstration

and utility programs. (It also includes "Bennett's Mail List," the subject of Strasma's six-part series in MICRO.)

The two books can serve both as tutorial texts for newcomers and as valuable references for more experienced programmers. I did notice a large number of typographical errors. The Strasmas have published errata lists in *The Midnite Paper*, and the next printing of the guides will correct them. With no comprehensive guide available yet for the Commodore 64, the PET Guide should do very well as a stand-in, since the C64's BASIC is the same as PET BASIC 2. It is too bad that Commodore no longer includes a comprehensive guide with its computers. This is one that every PET or CBM user should have.

Although it is published in the US by COMPUTE!, *Programming the PET/CBM* by Raeto Collin West deserves mention here. It is probably the most comprehensive and detailed description of the PET/CBM operating system available. Particular attention is given to how the system works on a machine-language level. Every BASIC command is explained in detail, with examples. Programs are provided to add extensions, such as TRACE and PRINT USING. There is also an extensive, well explained list of ROM routines. This book is not for the newcomer to programming, but I have found it an essential reference—a good companion to one of the Osborne/McGraw-Hill books.

### New Commodore 64 Software

C64 software is beginning to arrive so fast that I can't keep up with it. In my June column, I plan to cover word processors, including Script 64 (Richvale Telecommunications, 10610 Bayview Av., Richmond Hill, Ontario L4C 3N8, Canada), WordPro 3 (Professional Software, 51 Fremont St., Needham, MA 02194), and Paper Clip (Batteries Included, 71 McCaul St., Toronto, Ontario M5T 2X1, Canada).

Also received was a C64 version of KMMM Pascal. Author Willi Kusche

(Continued on page 18)

# SJB DISTRIBUTORS. THE MOST COMPETITIVE PRICES ON COMMODORE.



## NEW COMMODORE PRODUCTS

CBM P500 .....	\$ 695
CBM B500 .....	695
CBM B700 .....	2990
CBM 1520 Plotter .....	259
CBM 1701 Color Monitor .....	279

## SOFTWARE FOR CBM 64

Word Processing (WordPro 3*) .....	\$ 69
Word-Pac (tape) .....	60
The Assistant Series	
Writer's Assistant (easy and flexible) .....	99
File Assistant (database with merge) .....	99
Spreadsheet Assistant .....	99
Pers. Finance Assist.(great reports) .....	45
Busicalc (Spreadsheet) .....	62
Coco II (build your own games easily) .....	45
Home Accounting Package .....	39
General Ledger, A/R, A/P (with check writing) .....	ea.175
CBM EasyFinance .....	50
CBM EasyScript .....	80
CBM EasyFile .....	80
Data Manager .....	70
Stock (investment analysis) .....	80
Pet Emulator (emulates 4.0 basic) .....	30
Sprite-Magic (use joystick to design sprites) .....	19
Assembler Package (cassette or disk, compiled, includes editor, loader, disassembler) .....	39
Spaceball .....	20
Retrball .....	34

## INTERFACES & ACCESSORIES

80 Column Expander .....	\$159
VIC 1600 Modem .....	95
VIC 1650 (auto answer, auto dial) .....	150
VIC 1525 Graphic Printer .....	329
VIC 1530 Datasette Recorder .....	65
VIC 1541 Disk Drive .....	329
VIC Switch (connect 8 64's or Vics to printer, dd) .....	149
IEEE Interface (64) .....	85
PET-IEEE cable .....	33
IEEE-IEEE cable (2m) .....	39
Parallel Interface (Epson, Okidata, IDS, NEC) .....	80
RS-232 Printer Interface (Okidata, Diablo, etc.) .....	60
Programmers Reference Guide .....	18
Verbatim Diskettes (10 per box) .....	26
Victree (Programmers Utility) .....	75

## VIC PRODUCTS & ACCESSORIES

8K RAM Memory Expansion Cartridge ...	\$ 40
16K RAM .....	70
24K RAM .....	105

VIC IEEE Interface .....	75
VIC 3 Slot Expander .....	27
VIC 6 Slot Expander .....	70
RS-232 Printer Interface .....	65
Cassette Interface .....	27
Home Finance Package (6 tapes) ....	47
Gorf (64 also) .....	30
Omega Race .....	30
Arcade Joystick - Heavy duty w/2 firing buttons! Great for the VIC or 64 .....	25

## MONITORS - GREAT RESOLUTION (64 OR VIC)

Amdex Color I .....	\$ 319
Amdex II or III .....	call
Panasonic CT160 .....	295
Comrex 6500 - 13" Color .....	299
Transtar 20 (High Resolution Green Phosphor) .....	129
Video/Audio Cable .....	15

## PRINTERS - LETTER QUALITY

CBM B300, 40 cps .....	\$1450
Diablo 620, 25 cps .....	995
ComRiter, 17 cps .....	899
Transtar 130, 16 cps (auto load, wp features!) .....	769
NEC 7700 series .....	2350
NEC 3500 series .....	1600

## PRINTERS - DOT MATRIX

CBM 8023, 150 cps/graphics .....	589
Epson FX Printer, 160 cps .....	529
Okidata 82A, 120 cps (serial and parallel) .....	429
NEC 8023A (parallel) .....	469
Okidata 92 .....	559
Star Gemini, 10 .....	429
Star Gemini, 15 .....	529

## COMMODORE BUSINESS SERIES

SuperPet (5 languages, 2 processors) .....	\$1409
CBM 8032 Computer, 80 Column ...	1029
CBM Memory Expansion, 64K .....	359
CBM 8050, 1 mg. Dual Drive .....	1259
CBM 8250, 2 mg. Dual Drive .....	1500
CBM D9060, 5 mg. Hard Disk .....	2240
CBM D9090, 7.5 mg. Hard Disk .....	2600
CBM 2031, 170K Single Drive (New)	489
DC Hayes Smart Modem .....	220

## BUSINESS SOFTWARE

WordPro 4* or 5* .....	\$ 309
Administrator .....	489
VisiCalc (expanded) .....	199
The Manager (database) .....	199
BPI A/R, G/L, Job Cost, Inventory, Payroll .....	ea.325

## MasterCard, Visa, Money Order, Bank Check

COD (add \$5) accepted.  
Add 3% surcharge for credit cards.  
In stock items shipped within 48 hours,  
F.O.B. Dallas, Texas  
All products shipped with manufacturer's  
warranty.

Prices are subject to change without notice.

**TO ORDER  
CALL TOLL FREE  
800-527-4893  
800-442-1048  
(Within Texas)**

Business Hours  
Mon.- Fri. 8 to 6, Sat. 10-2

Write for free catalog.



**SJB DISTRIBUTORS INC.**  
10520 Plano Road, Suite 206  
Dallas, Texas 75238  
**(214) 343-1328**

Circle No. 10

# COMPU SENSE

QUICK BROWN FOX	<b>\$60.95</b>
The #1 word processor!	
GENERAL LEDGER	<b>\$19.95</b>
(VIC-20)	
CHECK MINDER	
VIC-20	<b>\$19.95</b>
C-64	<b>\$24.95</b>
HOME INVENTORY	<b>\$19.95</b>
(VIC-20)	
CENTIPOD	<b>\$27.95</b>
Like Centiped, only better!	
FROGEE	<b>\$27.95</b>
The exciting arcade game of Frogger.	
MOTOR MOUSE	<b>\$29.95</b>
What a cheese ee game!	
CRIBBAGE	
VIC-20	<b>\$14.95</b>
C-64	<b>\$17.95</b>
This is the game of Cribbage.	
STAR TREK	
VIC-20	<b>\$12.95</b>
C-64	<b>\$17.95</b>
Excellent adventure game!	
MASTER MIND	
VIC-20	<b>\$12.95</b>
C-64	<b>\$19.95</b>
Makes you think.	
ROACH MOTEL	<b>\$9.95</b>
Kill the bugs!	
YAHTZEE 1.1	<b>\$12.95</b>
YAHTZEE 2.1	<b>\$14.95</b>

## TO ORDER:

P. O. BOX 18765  
WICHITA, KS 67218  
(316) 263-1095

Personal checks accepted  
(Allow 3 weeks) or  
C.O.D. (Add \$2.00)  
Handling charges \$2.00

VIC-20® is a registered trademark of Commodore



## C64 FORTH for the Commodore 64

Fig.-Forth implementation  
including:

- Full feature screen editor and assembler
- Forth 79 Standard Commands with extensions
- High resolution 320x200 pixel, 16 color graphics
- Sprite graphics for control of 32 sprites
- Three voice tone and music synthesizer
- Detailed manual with examples and BASIC-FORTH conversions
- Trace feature for Debugging

**\$99.95 — Disk Version**  
(Specify CBM 1540 or CBM 1541 Disk)

**\$99.95 — Cassette Version**

(CBM & Commodore 64 are  
Trademarks of Commodore)

**PERFORMANCE MICRO PRODUCTS**  
770 Dedham Street  
Canton, MA 02021  
(617) 828-1209

## PET VET (continued)

has modified the program so that it dispenses with the BASIC ROMs, thereby making 10K extra available for programs. In addition, errors have been corrected, restrictions removed, and new string handling functions added. The programs operate with the C64's serial bus or with the CIE IEEE-488 interface (but apparently not completely with the C64-Link cartridge). As far as I know, it is the only Pascal available that can generate executable machine code. KMMM Pascal is available from AB Computers (252 Bethlehem Pike, Colmar, PA 18915) for \$85.

### Support for the Commodore 64

Commodore seems to be doing better at supporting the C64 than it has with previous machines. The Programmer's Reference Guide (described in my December column) arrived at dealers at the end of December. Many of the programs I mentioned then, including the sprite editor, character editor, and simple PET emulator, have been placed in the public domain by Commodore, so you should be able to obtain them from a dealer or users' group.

### Commodore's New Machines

As you may remember from a few months back, Commodore announced three new computers. These were the P, B, and BX series. It seems now that the P is the only one of these we're likely to see very soon. It is now called the Commodore 128, and I assume it will have the same 128K, expanded keyboard, and color-and-sound features originally announced. At the Consumer Electronics Show in January, Commodore was saying it would appear in 90 to 120 days.

Commodore showed off some other new products at that show in Las Vegas, but their arrival dates are even less certain. One product was a portable 64K machine, compatible with the Commodore 64. This '64 Series' computer will be available in three configurations: 1) with built-in single disk drive and built-in black-and-white monitor, 2) with single drive and color monitor, and 3) with dual drive and color monitor.

Commodore will soon be selling its own high-resolution color monitor, designed especially for the Commodore

64 and VIC-20, for \$299. Other products shown in prototype versions were a hand-held computer, a piano keyboard for the C64, a voice synthesizer cartridge with interchangeable 'voices' and vocabularies, and a touch-screen panel.

Look for my article in next month's "New Wave of Computers" where I will cover the technical details of the Commodore 64, the Commodore 128, and, I hope, the 64 series portable computers.

### TPUG Conference--May 14-15

The Toronto PET User Group (TPUG) is holding a large conference at the Castle Loma campus of George Brown College in Toronto the weekend of May 14-15. I have accepted an invitation to join Jim Butterfield, Steve Punter, Jim Strasma, and a number of other PET experts as a speaker. The presentations will cover a wide variety of topics and experience levels. In addition to the presentations, there will be a major copy session of the TPUG library, which now exceeds 100 disks. Finally, there will be commercial displays, including those from all the stores in the local Toronto area. For more information, write TPUG, c/o Chris Bennett, 381 Lawrence Avenue W., Toronto, Ontario M5M 1B9, Canada.

### Lincoln College Summer Computer Seminar

Lincoln College in Lincoln, IL is running a week-long seminar June 19-26. Faculty will include Jim and Ellen Strasma, Jim Butterfield, Len Lindsay, Keith Peterson, and a number of other experts on Commodore equipment. The cost, including room, board, and tuition, is \$350. If you don't have a Commodore computer you can bring, a limited number of rentals will be available for an additional fee. You will also be able to purchase a VIC for use in the seminar. For more information, write Jim Strasma at 1280 Richland Avenue, Lincoln, IL 62656.

**MICRO™**

# Lycy Computer Marketing & Consultants

TO ORDER  
CALL US

TOLL FREE 800-233-8760

In PA 1-717-398-4079

**FREE**


DUST COVER  
with Purchase of

ATARI 800 48K .... \$489.00

ATARI 400 64K .... \$349.00

810 DISK DRIVE.....\$419.00

ATARI 1200 64K RAM... \$CALL \$



## ATARI HARDWARE

810 DISK DRIVE ..... \$419.00  
410 RECORDER ..... \$75.00  
1010 RECORDER ..... \$75.00  
850 INTERFACE ..... \$164.00

### PACKAGES

CX482 EDUCATOR ..... \$119.00  
CX 483 PROGRAMMER ..... \$54.00  
CX488 COMMUNICATOR ..... \$219.00  
CX419 BOOKEEPER ..... \$189.00  
KX7104 ENTERTAINER ..... \$69.00

### NEW RELEASES

400 KEYBOARD ..... \$99.00  
MINER 2049er ..... \$32.75  
FROGGER ..... \$25.75  
PREPPIE ..... \$19.75  
SEA DRAGON ..... \$24.75  
STRATOS ..... \$24.75  
DISKY ..... \$39.95  
MONKEY WRENCH 2 ..... \$52.75

## MONITORS

NEC JB1260 ..... \$125.00  
NEC JB1201 ..... \$155.00  
NEC TC1201 ..... \$315.00  
AMDEK 300G ..... \$159.00  
AMDEK COLOR I ..... \$329.00

## MODEMS

ANCHOR MARK I ..... \$79.00  
ANCHOR MARK II ..... \$79.00  
HAYES SMART ..... \$239.00  
HAYES MICRO II ..... \$309.00  
CAT ..... \$144.00  
J-CAT ..... \$ CALL \$

## PERCOM DISK DRIVES

SINGLE DRIVE AT88 ..... \$389.00  
ADD ON ..... \$289.00  
SINGLE DRIVE 40S1 ..... \$529.00  
ADD ON ..... \$329.00  
DUAL DRIVE 40S2 ..... \$845.00  
DUAL HEAD SINGLE DRIVE 44S1 ... \$649.00  
DUAL HEAD DUAL DRIVE 44S2 .... \$789.00

# SAVE on these in-stock PRINTERS

PROWRITER ..... \$375.00

NEC 8023A ..... \$439.00

SMITH CORONA TP1 ... \$569.00

STARWRITER ..... \$1475.00  
PRINTMASTER ..... \$1675.00

### PRINTER CABLES for Atari

CITOH ..... \$35.00  
EPSON ..... \$35.00  
NEC ..... \$35.00  
OKIDATA ..... \$35.00  
SMITH CORONA ..... \$35.00

OKIDATA 82A ..... \$419.00  
OKIDATA 83A ..... \$639.00  
OKIDATA 84 ..... \$1029.00  
OKIDATA TRACTOR ..... \$63.00

### DISKETTES : In Stock

BASF ..... \$19.00  
ELEPHANT ..... \$21.00  
MAXELL MDI ..... \$34.00  
MAXELL MDII ..... \$44.00

### BUSINESS SOFTWARE

VISICALC ..... \$159.75  
LETTER PERFECT ..... \$115.75  
LETTER PERFECT ... ROM ... \$159.75  
DATA PERFECT ..... \$75.75  
TEXT WIZZARD ..... \$79.75  
SPELL WIZZARD ..... \$64.75  
FILE MANAGER 800+ ..... \$69.75  
ATARI WORD PRO ..... \$109.75



POLICY  
DURING APRIL



In-Stock items shipped within 24 hours of order. Personal checks require four weeks clearance before shipping. No deposit for COD orders. PA residents add sales tax. All products subject to availability and price change. Advertised prices show 4% discount offered for cash. Add 4% for Mastercard and Visa.

Circle No. 15

TO ORDER  
CALL TOLL FREE  
**800-233-8760**  
In PA 1-717-398-4079  
or send order to  
Lycy Computer  
P.O. Box 5088  
Jersey Shore, PA 17740

Paul S. Swanson

### Clearing Up the Rumors

Many rumors are circulating about new products from Atari. I have seen the 1200 — it is *not* just a rumor. There are also indications that another computer will be announced sometime this summer. But the rumors concerning a 48K Atari 600 no longer look credible since Atari is more likely to bring out a more advanced product; a computer that is between the 400 and 800 is not a step forward. Any statements not officially announced by Atari are probably inaccurate. I'll keep you up to date on significant official announcements.

### Missing the Right Cartridge Slot?

I have received a few letters from Atari 400 owners concerned about the right cartridge slot on the Atari 800. Since the Atari's newest computer, the 1200, has no right cartridge slot, and there is very little existing software that requires it, it is not likely that much future software will require it.

Another popular topic in letters is assembly language on the Atari. The Atari uses 6502 assembly language, the same used by Apple, Commodore, and others, so general 6502 books will be useful. A few topics concerning assembly language are specific to the Atari, so if your concerns deal with them, write a letter to me describing the specific application.

For example, one reader asked about creating a cassette bootable program. If you hold down the START button while you power up the computer, it will attempt to load and run a program from tape. The program on tape must be in machine language, which is where assemblers become important. Cassettes are a little more difficult to deal with than disks, primarily because there is no cassette operating system comparable to the disk operating time.

To create a cassette bootable program, you must understand what the computer does when it reads such a file. The steps that the computer executes in reading the file are:

1. The first record loads into the cassette buffer and the computer stores the first six bytes and saves them in various places. The first byte is not used. The second byte contains the number of records to load. Bytes 3 and 4 contain the address to start saving the program. The last two bytes are the initialization address.
2. The first record [apparently including the first six bytes] is moved from the cassette buffer into the indicated start address, then the rest of the records are read and placed in sequential memory locations following the first record.

3. The computer JSRs to the address of the byte immediately following the first six bytes (starting address plus six). You can use this to load more records into memory if you wish. Return by using an RTS command after clearing the carry (if there was no error), or setting the carry to indicate that there was an error during this routine.
4. The computer next JSRs to your initialization address (indirectly through bytes 5 and 6). In this routine, do whatever initialization you want, then place your actual starting address in DOSVEC (at \$000A). Use another RTS to end this routine.
5. Finally, the computer JMPs indirectly through DOSVEC to begin your application. At any time during the execution of your application, SYSTEM RESET is pressed and steps 4 and 5 are repeated.

There is a small bug in Atari's cassette boot routine. At the end of the routine that starts at the start address plus six (step 3), you must stop the cassette motor.

### Back to Graphics

Last month I promised some information on using IR modes 4 and 5, which are the character graphics modes that will be available as OS modes 12 and 13 on the Atari 1200. You can, on the 400 and 800, use these two modes if you define your own display list and a custom character set. For hints on how to create a character set, refer to my article in the October 1982 [53:87] issue of MICRO.

There is an important difference in forming each of the characters. You must locate the set on a 1K boundary the same way I describe in the article. However, the formats for each character will be interpreted differently for IR modes 4 and 5. In these modes, the bytes in the set are interpreted as bit pairs, which refer to color registers. Zero refers to the background register, one refers to register zero, two to register one, and three to either register two or register three. In all, you can have up to five colors on the screen with up to four in each character. The reference to registers two or three depends on whether the character is printed in normal or inverse video.

Both of these modes support 40-character lines. Mode 4 uses one scan line per line of format, so it is easily implemented from an IR mode 2 (operating system mode 0) screen, allowing you to access it as if it were a text screen. Mode 5 uses two scan lines per line of format, making it equivalent in resolution to an OS mode 7 map mode screen. You can also modify a text screen for this one, too, but you have only half of the characters available on a full screen, so you must take this into account.

Mixing some IR mode 2 text lines with mode 5 is relatively easy. If you alter the display list to make some of the lines mode 5 and leave others in mode 2, you can



PRINT to the screen as if it were the standard OS mode 0 screen using BASIC. The drawback is that the text lines will use register 2 for the background color and the luminance of register 1 for the letters, so the screen will either have stripes where the text lines go or, if you set register 2 to black, the graphics will have only four colors instead of five, and only three can be used in each graphics character.

Some experimentation with these two modes will explain quite a bit about how they work. I have included a listing at the end of this column that should get you started.

### Hardware

If you have a printer that works off the 850 interface, I have one note that may interest you, particularly if you write rather large programs. If the 850 is on when you start up the Atari, some memory is set aside to handle device R:. If you are not using the interface for anything except the printer, you do not need this device, nor do you need to have that extra memory subtracted from your program area. If the 850 is turned on only after the computer is turned on (i.e., the 850 is off when you turn the computer on), this memory is not set aside and device R: will not be available. Device P: is always enabled at power-up, so the printer will be available any time you have both the 850 and the printer turned on.

### Reference Books

In a recent column [56:19], I reviewed some reference books that you may want next to your Atari to help with your programming. Since then I learned that Educational Software, Inc. [4565 Cherryvale Avenue, Soquel, CA 95073] publishes references for beginners or experts on the Atari computers, as well as software that will help your programming. Their *Master Memory Map*, for example, is a good roadmap of the hardware and shadow registers in the Atari.

### A Closing Note on Character Graphics

When you are finished experimenting with modes 4 and 5, set up a standard text screen and POKE 64, 128, or 192 into location 623. This causes the character set to be interpreted in four-bit groups, effectively implementing a character graphics screen equivalent to OS modes 9, 10, and 11. Note that these are the GTIA modes, so this won't work on the older Atari computers that have CTIA chips instead of the GTIA chips.

Send your letters to Mr. Swanson at 97 Jackson Street, Cambridge, MA 02140.

# NAME BRAND SUPER SALE

## Bulk Diskettes\* with envelopes

\*Now Get High Quality at a Low Price Manufactured by a Major Disc Company For MDS Without Their Name on Diskettes. \*Minimum order 20 diskettes with Tyvek envelope and storage shipping box. \*Quantity Discounts - 100 deduct 3%, 1000 deduct 5%, 10,000 deduct 10%. 100% Certified 1 Year Warranty.

### 5 1/4" Soft Sectors

SINGLE SIDE SINGLE DENSITY W/HUB RING	\$1.69*
SINGLE SIDE DOUBLE DENSITY W/HUB RING	\$1.99*
DOUBLE SIDE DOUBLE DENSITY W/HUB RING	\$2.79*

### 8" Soft or 32 Sectors

SINGLE SIDE SINGLE DENSITY	\$1.79*
SINGLE SIDE DOUBLE DENSITY	\$2.29*
DOUBLE SIDE DOUBLE DENSITY	\$3.09*

### PRINTERS

All EPSONs available	\$call
GEMINI 10 by Star Micronics	\$399.00
GEMINI 15 by Star Micronics	\$349.00
Okidata Microline 80	\$call
Okidata Microline 82	\$469.00
Okidata Microline 83A	\$call
Okidata Microline 84	\$call

### MICROBUFFER

MBP-16K Parallel	\$149.00
MICROBUFFER IN-LINE For Most Printers	
32K Parallel	\$289.00
64K Parallel	\$339.00
32K Serial	\$289.00
64K Serial	\$339.00
64K Memory	
Expansion Modules	\$169.00

### SUPPLIES

EVERY TABULABLES	
5,000 3-1/2 x 15/16	\$15.95


FAN FOLD PAPER (Prices F.O.B.S.P.)	
9-1/2 x 11 18lb. White 3,000 ct.	\$29.95
14-7/8 11 18lb. White 3,000 ct.	\$39.95

#### ★ ★ THIS MONTH'S SPECIALS ★ ★

Flip 'n' File & 1 box of Paragon Golds	\$49.95
Head cleaning kit & 1 box of Paragon Gold	\$34.95

### TANDON DISK DRIVE ENCLOSURES

Complete with Chassis & Power Supply: Fully assembled silver or beige chassis with external card edge connector for easy cable installation for 5 1/4" drives. With MDS 120 days warranty \$59.00



### BARE DRIVES

TM100-1 40 Trk	\$199.00
TM100-2 40/40 Trk	\$269.00
TM100-4 80/80 Trk	\$339.00
SIEMENS FDD100-8 SS/DD 8 in	\$279.00
TM50 SS/DD 40 Trk Thinline	\$199.00
TM84B-1 SS/DD 8" 77 Trk Thinline	\$369.00
TM84B-2 DD/DD 8" 77 Trk Thinline	\$479.00

Add \$59.00 For Complete 5 1/4" Drive System

### HEAD CLEANING KIT 5 1/4"

Clean the heads in just 30 seconds and save on costly service calls and data drop-outs.



**SPECIAL \$17.95**

Free shipping on all prepaid orders over \$100.00 In U.S.A.

# MDS MICRO DATA SUPPLIES

22295 EUCLID AVE.  
EUCLID, OHIO 44117

Call (216) 481-1600

#### WE ACCEPT

- VISA
- MasterCard
- CHECKS
- MONEY ORDER
- C.O.D.


#### ALL PRICES ARE FOR

MADE IN U.S.A. ONLY  
Prices by mail order and other ships subject to change without notice.

#### ADD \$1.00 FOR SHIPPING & HANDLING

\$6.00 Extra for C.O.D. Orders  
On in-Residents add 6.9% Sales Tax

**32K CMOS STATIC RAM BOARD for SYM/ AIM**  
 Models MB-132/32K, \$299  
 /16K \$241, /8K \$197




**Features:**

- 200ns Low Power CMOS, STATIC RAM
- Extends your expansion connector
- Plug compatible with 2716 EPROMS
- First 8K are jumper selectable
- Entire board may be bank-switched
- G-10 Glass epoxy, Full solder mask, Gold fingers
- Full 1-year limited warranty

**I/O EXPANSION BOARD for the SYM/ AIM**

and other microcomputers that use 6522 VIAs for I/O and do not provide full address decoding on board. This board has physical space for four additional 6522 VIAs, and provides additional decoding for a total of 16 devices. Connectors for all I/O lines, and further expansion are included. All 6522 functions are available, with no interference with previous functions of the original VIA. Two versions of this board are available. The I/OX-122 mounts above, and directly plugs into, an on-board 6522 socket, and relocates the original VIA to the expansion board. Where there are space limitations, the I/OX-222 uses a dip header and an 8" cable for remote installation.

I/OX-122 \$60  
 I/OX-222 \$72



**REAL-TIME CLOCK/CALENDAR \$60** Write for Info.  
 P.O. Box 1019 • Whittier, CA 90609 • (213) 941-1383

ALTERNATIVE  
 ENERGY  
 PRODUCTS

Circle No. 50

# RAM

**For ATARI**  
**64K RAM BOARD FOR THE 400**  
 with Lifetime Warranty

- Highest quality available
- Reduces power consumption
- Reduces heat

**64K Board** (400) **\$150**  
**48K Board** (400) **\$115**  
**32K Board** (400/800) **\$ 90**

FREE SHIPPING ANYWHERE IN U.S.A.

**INTEC**  
**PERIPHERALS**  
**CORP**

906 E. Highland Ave.  
 San Bernardino, CA 92404

(714) 881-1533



ATARI, 400, 800 are Trademarks of ATARI, Inc.

Circle No. 8

**Here to Atari Listing**

```

10 REM ....Character Graphics.....
20 REM ....Using IR mode 4.....
30 REM .....
40 REM ....Paul S. Swanson.....
50 REM .....
60 REM *****
70 REM **Place character set on****
80 REM **a 1K boundary*****
90 REM *****
100 DIM X$(1):A=ADR(X$):B=INT(A/1024+1)
    *1024:DIM F$(B-A-1),CSET$(1024)
110 CSET$="@ "
120 CSET$(1024)="@"
130 CSET$(2)=CSET$
140 REM *****
150 REM **Use CTRL characters for**
160 REM **the redefined characters*
170 REM *****
180 RESTORE 1000
190 C=513
200 READ N
210 IF N=256 THEN 300
220 CSET$(C,C)=CHR$(N)
230 C=C+1
240 GOTO 200
250 REM *****
260 REM **Declare a GR.0 screen,**
270 REM **then redefine its*****
280 REM **display list.*****
290 REM *****
300 GRAPHICS 0
310 DL=PEEK(560)+PEEK(561)*256
320 POKE DL+3,68
330 I=DL+6
340 N=PEEK(I)
350 IF N=65 THEN 430
360 POKE I,4
370 I=I+1
380 GOTO 340
390 REM *****
400 REM **Use standard PRINTs*****
410 REM **to display characters.**
420 REM *****
430 FOR I=0 TO 26
440 PRINT CHR$(I);
450 NEXT I
460 REM *****
470 REM **PRINT the inverse*****
480 REM *****
490 PRINT :PRINT
500 FOR I=0 TO 26
510 PRINT CHR$(I+128);
520 NEXT I
530 REM *****
540 REM **Tell the Atari where to**
550 REM **find the new characters**
560 REM *****
570 POKE 756,B/256
580 GOTO 580
960 REM *****
970 REM **The custom characters****
980 REM **One DATA per character**
990 REM *****
1000 DATA 5,5,5,5,5,5,5
1010 DATA 90,90,90,90,90,90,90
1020 DATA 175,175,175,175,175,175,175,175
1030 DATA 250,250,250,250,250,250,250,250
1040 DATA 165,165,165,165,165,165,165,165
1050 DATA 80,80,80,80,80,80,80,80
1060 DATA 0,0,0,0,1,5,21,85
1070 DATA 0,0,0,1,5,21,85,86
1080 DATA 0,0,1,5,21,85,86,90
1090 DATA 0,1,5,21,85,86,90,106
1100 DATA 1,5,21,85,86,90,106,170
1110 DATA 5,21,85,86,90,106,170,171
1120 DATA 21,85,86,90,106,170,171,175
1130 DATA 85,86,90,106,170,171,175,191
1140 DATA 86,90,106,170,171,175,191,255
1150 DATA 90,106,170,171,175,191,255,252
1160 DATA 106,170,171,175,191,255,252,240
1170 DATA 170,171,175,191,255,252,240,192
1180 DATA 171,175,191,255,252,240,192,64
1190 DATA 175,191,255,252,240,192,64,0
1200 DATA 191,255,252,240,192,64,0,0
1210 DATA 255,252,240,192,64,0,0,0
1220 DATA 252,240,192,64,0,0,0,0
9999 DATA 256
    
```

# MICRO™

## CoCo Bits

John Steiner

### Updates

In the December 1982 issue, I presented a short program on a single disk copy routine. A few people have written about a problem with the program crashing in line 200 with a filename error. Other people may run into this problem too, so I will pass along what might be the correction. In program line 130 the routine uses an IF...THEN construct to check for a valid file. If the file does exist and has not been killed, the extension is appended to the filename. A slashbar is also placed in the line as a delimiter; however, an extra space seems to have found its way into the listing. The line should read as follows:

```
130 IF LEFT$(N$(N),1) < > CHR$(  
    0) AND LEFT$(N$(N),1)  
    CHR$(255) THEN FI$(K)=N$(N)+  
    "/" + EX$(N) : K = K$1
```

The slashbar should be the only character within the quotation marks. The "/" could be replaced with CHR\$(47) if you wish. The program would crash in line 200 because the extra space would cause the filename to be one character too long.

I received a letter from Walter Oller of Rapid City, SD, asking about the availability of software capable of handling bowling league team and individual record keeping. If you have software, or are aware of its existence, please let me know.

### The "F" Board

Last month I commented on the fact that the TDP System 100 has a slightly different circuit board from the standard CoCo. That statement is no longer true. Since December, Radio Shack has been delivering the computers with this new "F" board. Though the board has no "F" designation on it, it is replacing "E" board computers. If you have a late model

Color Computer, you can tell which board you have by lifting the door on the ROM port and looking inside. Computers with an "E" board or earlier have a shield around the processor and memory chips. The shield is almost the only thing visible in the earlier models. "F" board models shield only the RAM chips themselves, so when you look into the port, you can see components all the way through to the other side of the cabinet. The RAM shield is visible to the left of the port as you are looking in.

As I said last month, the computer will probably be offered as a 64K machine. Rumors abound as I am writing this that OS-9 will be available soon in a format licensed to Tandy Radio Shack.

CoCos with 16K are easily converted to 64K. You just have to remove several capacitors, replace the 4116's with 4164's, and move the jumpers from 16K to 64K positions. An additional jumper must be added to the points near the 6821 PIA.

If you have a 32K "F" board, call map type 1, the all RAM mode. The hand-wired modifications required on the earlier boards are no longer necessary.

### CoCo Operating Systems

The Radio Shack disk operating system is adequate for BASIC programming and contains many powerful features. There is much to be desired for the machine-language programmer, however. This is partially due to the fact that the system is not well documented. Only a few ROM calls are provided, and sophisticated applications require disassembly of the ROM just to locate and access the routines.

One solution to this can be found in a disk resident DOS. Some commercial programs use the technique, including Radio Shack's own Disk Scripsit. If you can write your own DOS, you will have no problem; but if you are like me, that would be a major hurdle. However, you can purchase disk resident operating

systems for the Color Computer. These systems and their utilities give the assembly-language programmer much more power than when using the standard DOS.

I was looking for a disk operating system for quite another reason, however. With many operating systems, files can be read or written by computers using the same DOS, even though they may be different brands. I would be able to send disks along with my articles that contain the text. The editor would then be able to read the file into the text editor for editing and eventual typesetting. The FLEX operating system is one of the more powerful systems available today. In addition, it is implemented on nearly all 6800 series processors. There are several versions of FLEX available, and at least two are implemented on CoCo. I have just purchased Frank Hogg's version and am learning how to use it to full advantage. See November (MICRO 54:23) for a more complete discussion of Frank Hogg's FLEX.

I wish I could say that this month's column was submitted in FLEX format. Unfortunately, a few hours after receiving and loading FLEX, my TDP-100 broke down. But I have already formed some strong impressions on the system in the first few hours.

FLEX is definitely best implemented on at least a two-drive system. I am waiting for a second drive unit, but it has not arrived yet. Working with the system and creating the first backup was enough to convince me that another drive is needed.

One feature of this version of FLEX is DBASIC, a \$40.00 program that allows you to use and convert Radio Shack software to FLEX format. The only feature of R/S disk BASIC that is not implemented is random access file capacity. This is not a limitation of FLEX, but of DBASIC. Another appealing feature is a way to call BASIC without accessing Extended BASIC. If you can live without extended BASIC routines, you can use the extra memory

---

## CoCo Bits *(continued)*

---

(over 39K) for your program.

If you have a monitor, you can use FLEX in a 64 × 32-line format. There are six choices of character and screen dimensions, starting with the standard 32 × 16 format. FLEX is initialized in a 51 × 24 format. A setup program can change that, plus many other power up standards.

There are many people who would like to have the versatility of a DOS but don't have the 64K capacity FLEX requires (or maybe they just don't feel like paying an additional one hundred dollars on a DOS). A viable alternative is Peter Stark's Star-DOS. Star-DOS will run on a 16K CoCo, and requires no modification of the computer. Many of the standard DOS features are implemented, and the user has an opportunity to get the feel of using and pro-

gramming a disk operating system without spending a lot of money. Star-DOS is priced at \$49.95. Unlike FLEX, Star-DOS reads and writes standard Radio Shack format disk files. In addition, a 55-page manual provides all the documentation needed to implement serious disk system applications in assembly language.

Both memory resident and disk resident commands are supported and, like FLEX, it is possible to improve on the DOS by writing your own command routines. If you would like to experiment with a DOS, you might be interested in Star-DOS.

More information is available on these programs from their authors:

Color Computer FLEX  
Frank Hogg Laboratories

The Regency Tower  
770 James St.  
Syracuse, NY 13203  
Star-DOS  
Star-Kits  
P.O. Box 209  
Mt. Kisco, NY 10549

Other disk operating systems are available for the Color Computer from Exatron Corporation and Cer-Comp, among others. I am not familiar with either of these systems. If you have experience with them and would like to pass it along, drop me a line. Next month I will take a closer look at some of the features of a typical DOS.

---

You may contact Mr. Steiner at 508  
Fourth Avenue NW, Riverside, ND 58078.

---

**MICRO™**

# TECH EDITOR

## FOR INTERNATIONAL MICROCOMPUTER MAGAZINE

If you have the following qualifications,  
contact us now!

- ★ Excellent writing and editing skills
- ★ Knowledge of assembly language
- ★ Experience with Atari or TRS-80  
Color Computer
- ★ Familiarity with Pascal or FORTH  
(optional)

Join an enthusiastic editorial staff  
covering the exciting microcom-  
puter field. Friendly  
environment, new offices in  
southern New Hampshire. Send  
your resume to John Grow,  
Publisher, MICRO, P.O. Box  
6502, Chelmsford, MA 01824.

## It Pays to Write for MICRO

Get paid for your ideas: write for MICRO!  
Thousands of people read MICRO every month.  
MICRO is sold in computer stores and on  
newsstands worldwide. Send for a copy of our  
Writer's Guide now. Our author payment rate is  
competitive with the leading magazines in the  
industry.

We welcome articles on any aspect of 6502/  
6809/68000 hardware and software for the  
Apple, Atari, CBM/PET, TRS-80 Color Computer,  
VIC, OSI, 6809, or 68000.

### 1983 Features:

- May — Wave of New Computers
- June — Operating Systems
- July — Hardware
- August — Word Processing
- September — Education
- October — Programming Techniques
- November — Games
- December — New Microprocessors

Send material to Editor, MICRO, P.O. Box 6502,  
Chelmsford, MA 01824.



# MAROONED!

And you're the quarry  
for the Questers!

You're marooned in a derelict space station trapped between the stars. Waiting for rescue.

But, you may never make it. The deadly space Questers have located you and are ready to attack. Your first line of defense is to close the space ports on A Deck before you're overrun, then use the Teleportation chamber to head them off on the other decks.

As you navigate the lonely corridors . . . turning here, hiding there, attacking or retreating, the swarms of Questers get faster and smarter!

There's no other game like Spectre. Deck after deck, you'll find the most challenging and original 3-D maze action ever!

Get SPECTRE now, only \$29.95 for the Apple II\* at your computer store, or




DATAQUEST

8943 Fullbright Ave.,  
Chatsworth, CA 91311 (213) 709-1202

VISA MASTERCARD accepted \$2.00 shipping handling charge (California residents add 6% sales tax)  
Apple II is a trademark of Apple Computer, Inc.

213-709-1202

# Comm



## The Growing Nerve

Illustration by [Name]

Industry analysts, like their counterparts in economics, have to eat their predictions.

The market for most home computers fell so short of 3-year-old forecasts that, until recently, they called the "home" computer a misnomer, some concluding that there is no market for home computers.

Caught between the "video game gold rush" and the yet-to-come "home banking and teleshopping revolutions," what are we to think about the information society and the micro-on-everydesk predictions? What has become of the visionaries who a few years ago predicted that the eighties would usher in a truly participatory democracy where every home would be plugged into not only Pac Man and the boob tube, but the World Brain, as well?

Electronic lobbying, on-line community organizing, horizontal management, and "People's" data bases were supposed to be up and running by 1983. Technologically, the potential is here, the Utopians insist, but the leadership is not.

Separating fact from wish fulfillment, the predictions may be right about the hardware part of the revolution at least. However "unplugged" we may be as networkers intellectually and politically, the tools of social change are finally proliferating. Estimates for under-\$500 home computers show that in 1983 the market is exploding; it should be over \$1 billion this year.

"Eight million computer terminals will be in use in American homes by the end of this decade, many linked by information networks to businesses and other data bases," according to J.S. Mayo of Bell Labs. "The nature and location of work and education will thus be dramatically transformed. Eventually, the home/work/study center may replace the classroom and the office for a great many people."

Perhaps, but currently less than 5% of all personal computers sold are connected into any type of network, according to market research surveys. This backs up the industry assumption that current micro users could hardly care less about the personal improvement issues of electronic togetherness; they're into games. What, then, will drive the interactive and networking potential?

### Theory One The Home

The answer can be found by looking

at the national investment, all corporate, in what is called "videotex." If you have a TV set or monitor, a telephone, and a connecting micro (better it be a black box with a few buttons saying YES, NO, BUY IT, CHARGE IT), that is called videotex. Major investors in videotex, such as Warner-Amex, Time Inc., CBS, Knight Ridder, have based their development on the assumption that the public will be interested only in "consumer" uses of information. They are convinced that now only entertainment (video games) and, later, teleshopping and home video banking are what the information revolution is all about.

According to one think tank, International Resource Development of Norwalk, Connecticut, one in four U.S. households will have installed in-

---

**However**  
**"unplugged" we may**  
**be as networkers**  
**intellectually and**  
**politically, the tools**  
**of social change are**  
**finally proliferating.**

---

tegrated video terminals and micros capable of accessing outside information by 1990. However, the information will consist simply of news, entertainment and transaction services. Modem-connected terminals, capable as they are of electronic mail and interpersonal networking, will be used primarily for consumption of advertising, news, and teleshopping, according to IRD and their clients, AT&T, GTE, etc., who are "racing to complete trials of new interactive home information."

Just how interactive is this revolutionary technology brought to us by Ma Bell and the corporate providers? It will enable (and I quote IRD) "the customer to use his TV screen as an 'electronic catalogue' on which he can view products and then place his order for them." So much for Ma Bell.

### Theory Two The Office

It's not the home users that will drive the network information marketplace; it's the serious users of information and computer-mediated communications. This school of thought is backed by billions of dollars of vendor advertising and editorials in countless journals. Whether your office is downtown, on campus, or at home, that's the place for plugging into information power.

A recent article in *Personal Computing* entitled "Networking: A Powerful Tool for Personal Communication" catches the eye as you browse the newsstand. Pulse rising, you grab the magazine and read the subtitle: "It may be the most important trend on the horizon of personal computing." On the first page you read: "No longer will an individual computer be limited to its own data resources and computing power; information can be shared quickly, amplified, and amended at will by computer users who might otherwise have to wait for a weekly or a monthly meeting to make the same exchange."

Right on. At last it's being spelled out in print. But wait, the very next sentence says: "A local area network is what makes the power of personal computing for businesses and professionals seem real and practical."

For those who don't know what a local area network is, it means the latest in office automation efficiencies; machines "talking" to other machines, no matter how incompatible. But the incompatibility lies not in the machines themselves; technological advances are taking care of *that* problem rapidly. Senior executives simply see no compelling reason to have micros on their desks. Whether or not they are cyberphobe (afraid of computers) or technophobe (can't wait, can't type), the tried and true ways to communicate are safer and more artistic, suiting the style of upper management — impulsive and unstructured.

For years, office automation professionals have been trying to woo senior management generalists in large organizations, public and private, to their way of thinking. In the seventies, these professionals hyped Management Information Systems, but they flopped — strictly for the technical, DP types. Resurfacing as proponents of Decision Support or IRM (Information Resource Management), they have had no less trouble. Cybernetic missionaries in a pagan land: their ways of improving ex-

ecutive productivity fell on deaf ears.

Yet, the tide seems to be turning. According to Ed Robertson, office automation consultant to the major multinational corporations, "We finally have the technologies... that fit their decision-making style. Number crunching, however graphic and analytical, is not the grabber. Sophisticated ways to communicate with a wider Old Boys Network, beyond what they're used to trusting, is what will get them in the water." He adds a caveat: "Only a handful of corporations are managing information at the top less crudely. It will take a few years. In the meanwhile, please don't use the word 'workstation' for CEO offices. At least not to their faces."

### Theory 3

#### *Enterprise*

If it is not the enlightened home or the liberated office that will be the first to drive the network information marketplace in the next generation (two to three years), then what will?

Although we can see where the obstacles are at the top and the bottom of the power structure, we have only to look at the new wave of micro users to see from where the leadership is coming; the information hungry, the networkers who know they have to unite. Revolutionaries? Utopian Socialists? Hardly.

The Third Wave in networking comes once again from the entrepreneurial "middle" society. The same spirit that pioneered the opening of the West is motivating the opportunity seekers of today. We can see them surfacing in small business, law, accounting, education, medicine, and scientific research. They are people working within corporate structures.

#### **Information for Profit**

"On-line entrepreneurs of the world, unite!" may be the rallying cry in a world that is rapidly becoming peopled with opportunity seekers working on their own to market and distribute a wide variety of products and services through self-created networks.

Take the example of two consultants from Arthur D. Little Management Consultant Firm in Boston who were advising clients on electronic publishing and the data base business. These consultants saw a way to make a profit by putting together electronically two groups of people who badly needed each other: hi-tech corporations and

technically oriented professionals. Until now, the inefficient job market used classified advertising as its medium for reaching people.

Robert Kvall and George Sacerdote decided to apply their knowledge to this one obvious area of interactive recruiting, using an on-line service over Telenet and Timenet. Last Fall they started Connexions, a Cambridge, Massachusetts, company offering on-line help-wanted advertising. Job seekers can create a customized resume and send it electronically to the key person in the firm in which they are interested. On the other end, a company can tailor an advertisement by asking certain questions that will further screen the applicants. Only the corporations that the applicant selects get a chance to look at the information.

---

**"Only a handful  
of corporations  
are managing  
information at the  
top less crudely.  
It will take  
a few years."**

---

Most of the major corporations in New England are advertising largely for DP, computer science, or electronic engineers through newspaper ads. Previously, there was no more efficient way. Connexions now makes it possible for both advertisers and subscribers to find each other and pay mutually for the service at each end — with anonymity and confidentiality.

Another successful, on-line, profitable venture is an existing private national association that helps small businesses. The Small Business Science Bureau (SBSB) in Worcester, Massachusetts, has recently established an international computer network in conjunction with the CompuServe Information Service that allows small businesses to send and receive information, electronic mail, software, and data.

#### **A "For Profit" Association**

Members benefit from a wide variety of services: volume purchase discounts for products, supplies and health programs, management assistance, and new venture start-up assistance.

Based on a DEC 20 in Worcester, and linked to a gateway to the CompuServe network, a user can send mail to the other 35,000 subscribers. SBSB has made available discounted TRS-80s, which include a communications package that acts as both a dumb terminal and also allows one-key transmission of electronic mail and simple transmission of word processing text.

According to Harley Goodwin, VP for Computer Services at SBSB, members will find [and, indeed have already found] ingenious ways to make and save money through the network. Selling the network through cable TV franchises is one; transmitting direct mail lists is another. "We are collectively putting technology to work for small business and the opportunities are endless."

#### **Business Opportunities Network**

Another computerized network creating business leads and bringing opportunities together is International Business Opportunities of Woodland Valley, California. IBO collects, screens, and evaluates businesses that are for sale nationally and services would-be investors and buyers. Through their own network of 25 brokers in key cities, potential matchups are referred based on various criteria. For example, if a member broker in New England uses IBO to find a new business in Florida for a buyer, and a member broker in Florida finds a business that fits the bill, both share the commission and pass along a slice to IBO. The company not only maintains the data base by means of continuous search through collective referrals, but it provides full service consulting to both parties, including venture financing.

Many entrepreneurs use The Source Telecomputing Corp. (Source of Silver Springs, MD) and CompuServe Consumer Information Service for communication among close user groups and for fun and profit. These networks continuously update information of broad public appeal, which can be accessed by any communications micro (dumb or videotex terminal) through local telephone calls. Along with other "information utility" networks, such as Dow Jones or Dialcom, they provide



electronic mail and private storage for a fee. Data bases are accessed by subscribers on a time charge basis. The Source now refers to these closed groups as Private Sectors, and openly solicits sponsors or information providers and groups to set up on-line DBS and electronic mail for publishing activities. The Source will pay royalties for the time your people spend on line. CompuServe calls them SIGs (Special Interests Groups) and publicizes them to attract other entrepreneurial group organizers.

These entrepreneurs are harbingers of things to come. Like the 1890's Gold Rush, the 1980's Information Mine is making money for the lease-holders (providers), the miners (vendors), and those who provide services for the life style that results.

One entrepreneur who does all three is Alan Carr, whose company, Information Inc., is making a profit via electronic mail and data base management in a unique way. His company's clients are Fortune 1000 companies and major industry associations that pay him \$64 a month per mail box account in return for his building and maintaining an information bank that can be easily accessed through The Source from anywhere. His clients feed him information, internally collected, and he gathers information they specify, externally, wherever he can find it. He's both an information broker and an electronic clipping service.

The end-products include interrogative data bases consisting of personalized material, public opinion, news features, survey highlights, etc. A popular service is the Issues Management file, the latest industry or corporate positions on various issues that management believes affects their organization. In its first year of operation, Information Inc. already has clients spending \$5,000-\$10,000 a month for the service, depending on the number of subscribers the organization supports.

**Information Brokers**

Would-be information brokers, on behalf of their clients, can access the Dow Jones News Retrieval Service (a subset of which can be accessed on The Source and CompuServe). This service has 60,000 subscribers paying \$1.20 per prime minute compared to The Source's 30,000 at \$.35 and CompuServe's 40,000 at \$.38.

Two recent entries into horizontal on-line information services are The Knowledge Index (from Dialogue) and

After Dark (from BRS). Between 6:00 p.m. and midnight, for as little as \$6 per hour, any personal computer operator with a modem and a password (for a \$50 registration fee) can access BRS and get the same in-depth, wide-ranging data files used by BRS Search Service subscribers (Fortune 500 corporations and reference librarians). These include technical and scientific abstracts, medical journals, government studies, business indexes, and general wire service and daily news. A home computer newsletter, electronic mail, shop at home service, and an instant software delivery service all come with the package.

The knowledge Index, from 6:00 p.m. to 5:00 a.m. and weekends, is able to scan more than four million entries from over 10,00 journals and other publications, many updated daily. Compu-

---

**...for as little as \$6  
per hour, any  
personal computer  
operator with a  
modem and a  
password can access  
the same data files  
used by Fortune 500  
corporations.**

---

ters, electronics, engineering, law, medicine, agriculture, business, psychology, education, and a wide range of information from newspapers, magazines, and government publications are included. You don't get the full articles, only an abstract or summary. The Knowledge Index will take, on line, orders for printed copies of the full text of the articles. Any combination of key words plus any other words, phrases, or numbers that appear in titles, abstracts, author listings, etc., can be used for searching. This raises the search capability of finding specific information beyond that of the conventional information utilities. Connecting words (AND, OR, NOT) enable you to zero in on a topic and find the abstracts of articles dealing with the effects of coffee, sailing in the Straights of

Georgia, wind power as an investment, and the effects of stress on managers.

**Videotex and Teletex**

In addition to the major networking services, there are videotex and teletex companies offering information over the phone lines and through cable TV. This information is thin news and shopping information and has the advertiser in mind, not the consumer. Teletex offers strictly one-way communication transmitted into the TV set. In some instances you can call up a page and it appears on the TV screen. But you can't go back and find additional information beyond what's in the system. On the other hand, videotex is interactive; you can request information and it is searched and produced.

With ever more valuable, searchable, and specific information services coming on line, the market for them is growing rapidly. Yet it comprises less than a third of personal computer owners and a tiny fraction of the potential population. As this changes, new opportunities are springing up almost daily for those who are discovering that properly mined, refined, and packaged information is money.

Theory E says that enterprise is what will stimulate the network information marketplace in the eighties.

**Are you ready?**

How do you get an information network started? First find a large, active group that needs to communicate regularly. They may now have a newsletter, publish a calendar or bulletin board, or have an organization that acts as a clearing house for information. Each person should probably have a private network on a dial-up system. Members can have confidential electronic mail and develop data bases, and they can have a window to the outside world and access the popular data bases as well. The network bills the members and will either send you a royalty or you can charge for the content.

Communications Strategies in New York is developing a cooperative start-up venture firm to help launch such enterprises. Dial them at (212) 684-0534. Another source for advice is IncNet. Started by Inc. Magazine for medium-size business owners, the network is currently operating on The Source and Dialcom. So far, it's been an electronic cocktail party because of the lack of leadership. But it could become a hotbed of entrepreneurial activity if it gets organized. IncNet operates on a new,

computer conferencing software called PARTICIPATE from Participation Systems Inc. (PSI) of Winchester, MA.

## Beyond Electronic Mail

PSI's founder, Chandler Harrison Stevens, is associated with the Center for Information Systems Research at MIT. Stevens has long been an advocate of Many-to-Many Communications, his term for the key difference between computer conferencing (CC) and other forms of electronic mail (Telex, facsimile, computer-based messaging, voice store, and forward). What's the difference?

Electronic mail simply provides electronic delivery of fairly ordinary memos that are typed in at one end and come out at the other, or are placed in queue behind other preceding messages. CC allows complex interactions among a group of people by storing the communications on a system, in one place. Any part of the "discussion" can be retrieved at will. You can reconstruct an ongoing "meeting" or correspondence at any time and make comments about specific parts. Many conferences can be held simultaneously, each serving a different purpose, each stored in its own place on the system.

"The single file, lock-step delivery of electronic mail doesn't permit this kind of multi-layered group communication," explains Tom Cross of Cross Communications in Boulder, Colorado. "For the first time, we can begin to really track the progress of a project from inception to completion, allowing software management, new staff, or observers to participate at any point along the way."

Only a small number of corporations, government agencies, and non-profit organizations are using computer conferencing. For instance, the nation's electric utilities and nuclear equipment suppliers use CC to share experiences and update one another on proposed regulations flowing out of Washington since the Three Mile Island incident.

Ron Simard of the Electric Power Research Institute in Palo Alto, California, has organized CC for the International Nuclear Power Organization (INPO). He claims his is the largest CC in the world: over five hundred people globally. "Subject matter ranges from operating plant experiences and problems, their implications and what to do about them immediately, to government regulation and how to respond," says Simard.

## Electronic Jungle Drums

The Bechtel Corporation is using CC to help manage several massive construction projects around the world. One is in the deepest jungles of New Guinea where the largest gold mine in the world was found, along with copper and other valuable minerals. According to Susan Winterstein, coordinator of the project, "The communications between jungle, the managing office in Australia, and our headquarters here in San Francisco would have been a nightmare without computer conferencing. In addition, new people coming on to the project can be quickly updated by retrieving previous entries," she said.

Patricia Pfifer of United Technologies, and ex-telecommunications specialist for AT&T, refers to the research on cost-effectiveness of teleconfer-

---

**PROPHET, a large  
timesharing service,  
is the central  
software link that  
makes possible  
several joint medical  
projects now going on  
at different locations.**

---

encing: "Our studies show that one dollar of teleconferencing equals four dollars of face-to-face meetings and travel." Citing the fact that white-collar workers are the least watched in industry in terms of productivity, the AT&T study concluded that 50% of all business conducted could be through teleconferencing. "It should be, too," Pfifer adds. She cites these advantages:

1. Computer conferencing saves time, not just money (35% reduction in time to achieve the same results).
2. It's convenient. Everyone can follow up on meetings, receive new policies, facts, and product information simultaneously; new people may be added to the conference as needed without briefing; colleagues who would not normally attend the meeting can participate later.

3. It forces discipline (better listening, preparedness, prioritizing). The study showed that CC enhances information exchange, briefings, decision-making, problem-solving, and settling differences of opinion. More human than paper, CC makes possible personal support at many levels of the organization.

## Scientists Collaborate

Computers are changing the way scientists communicate. PROPHET, a large timesharing service sponsored by NIH (Biotechnology Resources Program) is the central software link that makes possible several joint medical projects now going on at different locations. Maintained by Bolt, Branek, and Newman (BBN) of Cambridge, Massachusetts, PROPHET allows the researchers to transmit results to investigators elsewhere via ARPANET, the research and development network sponsored by the government's Advanced Research Projects Agency. In addition to instant dissemination, it allows the researcher to produce three-dimensional models of molecules and run statistical analyses.

## In the Crystal Ball

What's ahead for the micro revolution? To date, what's happening in the home and the office (Pac Man, Visi-Calc) is hardly going to change our lives; it's what going to happen that will. Theory 3 (or E for Enterprise) will drive the PC home market as much as all the other incentives (besides entertainment) put together, if the current trend accelerates apace. Electronic cottage industries, as well as electronic publishing by national and regional associations, are springing up so fast that venture capitalists are swamped with investment opportunities.

On the office front, local area networks and electronic mail are coming into use and will change the way executives communicate. Whether this will contribute to the Information Society or the Misinformation Society is up to the executives, not the technology.

---


Bradley "Pete" Coley is founder of Communications Strategies. His firm consults to information technology companies and new ventures. You may contact him at B.L. Coley Public Relations, 533 Second Ave., New York, NY 10016.

---

# A Not-So-Dumb Terminal

## Program for the SuperPET

by Terry M. Peterson



**Turn the Commodore SuperPET into a smart terminal for a mainframe with this 6502 machine-language program. The program uses the 6551 ACIA serial port of the SuperPET for RS-232 I/O and requires no external hardware.**

Probably the PET's most endearing feature is its convenient screen editor. After I became familiar with this editor, I found ordinary line-oriented text editors all but impossible to use. I felt especially frustrated when using the PET as a dumb terminal to a time-shared computer. Obviously the screen editor is still in there — but how do you use it? Before the advent of the SuperPET I made several attempts to tap this resource in programs designed to work with IEEE RS-232 interfaces, but the results were never satisfying. When I saw the built-in RS-232 port of the SuperPET that uses the 6551 ACIA, I knew the marriage of the PET screen editor and my time-share system was at hand.

This article describes a 6502 RS-232 terminal program that sends edited lines to a host computer using the PET screen editor and the SuperPET's 6551 ACIA. SMARTERM handles conversion of PET-ASCII to true ASCII, as well as control and BREAK characters. The program has an optional character-by-character mode for use with remote screen editors and for other cases when line-by-line mode is undesirable. I've tied the program into the PET's 60 Hz jiffy IRQ interrupt for the input of characters from the host computer, so unexpected input isn't lost. This IRQ

patch also allows you to enter from the keyboard, the 8032 special screen formatting characters and send control and BREAK characters. The program does not buffer characters input from the RS-232 port; such buffering is unnecessary for operation up to (at least) 2400 baud as long as the host computer can be made to send several nulls after each carriage return. At 300 baud even the nulls are unnecessary.

The 6551 ACIA makes the programmer's job very easy. This chip takes care of trapping characters at the serial port and decoding them into an 8-bit parallel buffer called the received-data register. The programmer only has to establish such things as the baud rate, parity, and duplexing — and to fetch the bytes from the received-data register before they are overwritten by the next character. Sending characters is even easier — merely POKE the data into the transmit-data register and wait for the 6551 to signal that it has finished sending.

To the 6502 or 6809 in the SuperPET, the 6551 appears as the four memory registers \$EFFF through \$EFF3. \$EFFF acts as the receive- or transmit-data register depending on whether it is PEEKed or POKEd. \$EFF1 is the status register. It indicates the following: status of the receive and transmit

registers; occurrence of parity, framing, and over-run errors; and the status of the RS-232 control lines DCD and DSR. It also contains an IRQ flag (bit 7). If \$EFF1 is POKEd with anything the 6551 is reset (i.e., turned off). \$EFF2 is called the command register. Most of its bits determine the mode of operation of the 6551 with respect to the microprocessor, but some are used to set the RS-232 parity option. \$EFF3, the control register, is used to set the 6551's RS-232 operation with respect to baud rate, word length, and number of stop bits. Table 1 shows the bit settings for the various modes determined by the control and command registers, as well as the bit arrangement of the status register. For further information on the 6551, I recommend the data sheets found in the Synertek 1981-1982 Data Catalog.

Listing 1 shows the assembler source for the terminal program. I have provided extensive comments in the listing, so I will give only a rough outline of the program operation here. (The names in parentheses give the label on the source code line that begins the section described.) The first part of the program (START) is a subroutine that revector the IRQ through the received-character detect code, sets the necessary 6551 registers, and enables the 6551 IRQ interrupt. If desired, the RTS at the end of this part may be omitted in order to fall directly into the main program loop instead of returning to the calling routine (BASIC).

Next is the main program loop (INLOOP) that handles characters from the keyboard. After the main loop follows (QUIT), the code that restores the IRQ vector and resets the 6551. Next is (CHARIN), the subroutine to

fetch characters from the keyboard. Note that this subroutine alerts the user of char-by-char operation by a non-flashing cursor. (The complication in the code here is setting/clearing control mode for char-by-char output.) Then comes (TSTIRQ), the IRQ vector patch code to trap 6551 IRQ's followed by (INCHR), the code to convert incoming characters to PET-ASCII and, optionally, to display control codes as reversed-field letters. Next is

(CTRLTB), a table of the PET-ASCII equivalents for ASCII control codes. Finally there is (KEYTST), the post-jiffy interrupt code that examines each keystroke to test for special screen formatting, control (reverse), and BREAK (STOP) keys. Notice that BREAK is always "live" — that is, even in line-by-line mode the BREAK character is sent while the 'STOP' key is held down.

Listing 2 shows a sample BASIC

calling program. Note that this program could be modified to send a log-in sequence between the two SYSs.

If you have machine-language experience and the inclination you could easily extend the terminal program. For example, to add a disk log of your terminal session, take the following steps: 1. Add two JSR \$FFD2's to the machine language (one just after the line labeled INLOOP and the other between CHA100 and JMP \$E202), 2. OPEN a disk file in the BASIC calling program, and 3. CMD the disk file just before the final SYS into SMARTERM. (This procedure will work even at high baud rates!) To up-load disk files to the mainframe, OPEN the disk file, perform the first SYS, and then GET# bytes from the file, POKE them into 61424, WAIT 61425,16, and loop. Of course this looping could be speeded up if it were implemented in machine language: add an ST check to the main loop and SYS to the sequence LDX #1fn/JSR \$FFC6/JMP INLOOP after OPENing the disk file #1fn in BASIC.


Command Register (\$EFF2)	
Bit(s)	Function
0	Data Terminal Ready (1 = DTR true & rcvr enabled)
1	Receiver IRQ Enable (0 = enabled)
2-3	Transmitter Control 00 = IRQ disabled, RTS false, Xmitter off 01 = IRQ enabled, RTS true, Xmitter on 10 = IRQ disabled, RTS true, Xmitter on 11 = IRQ disabled, RTS true, Xmit BREAK
4	Echo mode (1 = echo received chars.)
5-7	Parity Control XX0 = ignore parity 001 = odd parity 011 = even parity 101 = xmit '1' parity bit, ignore on received data 111 = xmit '0' parity bit, ignore on received data
Control Register(\$EFF3)	
Bit(s)	Function
0-3	BAUD rate 0000 = use external generator (not impl. on SuperPET) 0001 = 50 0010 = 75            1001 = 1800 0011 = 109.92      1010 = 2400 0100 = 134.58      1011 = 3600 0101 = 150           1100 = 4800 0110 = 300           1101 = 7200 0111 = 600           1110 = 9600 1000 = 1200         1111 = 19200
4	Receiver clock (1 = internal gen.)
5-6	Word length 00,01,10,11 = 8,7,6,5 bits respectively
7	Stop bits 0,1 = 1,2 stop bits (but see data sheet)
Status Register (\$EFF1)	
Bit(s)	Function
0	Parity error (1 = error)
1	Framing error (1 = error)
2	Overrun error (1 = error)
3	Received data (1 = true)
4	Transmitted data (1 = true)
5	[not]DCD (echos pin level, usu. inv. of RS232)
6	[not]DSR (as DCD)
7	IRQ (1 = interrupt requested)

Terry Peterson performs photovoltaic cell research at Chevron Research Company. He first used PETs at work to control and collect data from various laboratory experiments. Now addicted, he writes utility-type software and articles about the PET, CBM, SuperPET, VIC, C64, etc. He may be contacted at 8628 Edgehill Ct., El Cerrito, CA 94530.

**FOR YOUR CONVENIENCE  
THE LISTINGS FOR  
SMARTERM FOLLOW ON  
THE NEXT THREE  
RIGHT HAND PAGES**




# BUSIWRITER



## BUSIWRITER A Honey of a Word Processor

### Why word processors?

Word processors allow the user to quickly and easily create letters, memos, notes, reports, term papers, manuals, poetry and any other written information using the memory of the computer as a pencil and paper. The computer display or terminal acts as a window through which the user views the information as it is entered. The outstanding advantage of using BUSIWRITER is that it acts not only as a pencil and paper but as a perfect eraser and automatic typewriter.



### For Commodore CBM-64

Commodore 1515, 1525, Epson, C. Itoh, Qume, Diablo, NEC Spinwriter, Starwriter, Prowriter, Okidata, Microline, Gemini-10

And many more printers

## BUSIWRITER The Queen Bee of Word Processors

BUSIWRITER allows the user to quickly and easily make any number of alterations to the text. BUSIWRITER will instantly reformat your text and show you exactly and continuously how the final output will appear. BUSIWRITER has more functions than any other known microcomputer word processor. With BUSIWRITER assisting in the entry of text, providing a **20 page memory** and performing an enormous number of editing/composing functions, the preparation of written data is far faster and outstandingly more accurate than if it were prepared by hand.



## BUSIWRITER With the Sting Removed from the Prices

**BUSIWRITER 64** ..... only **\$99.00** for the CBM 64

**BUSIWRITER AVAILABLE NOW FROM YOUR LOCAL DEALER**

**(800) 227-9998**

**FOR THE NAME OF YOUR NEAREST DEALER**

California, Canada, Alaska and Hawaii please call (415) 965-1735



**Skyles Electric Works**

231G South Whisman Road  
Mountain View, CA 94041

Europe please contact Supersoft, Winchester House, Harrow Wealdstone, England HA3 7SJ, Tel. 01 861 1166

Circle No. 38

SMARTERM Listing (continued)

```

LOC CODE LINE
7D6A ;
7D6A ; If CHMODE<128 input is line-by-line,
7D6A ; otherwise characters are sent as soon
7D6A ; as they are typed.
7D6A CHARIN BIT CHMODE
7D6C BMT CHGET
7D6E 24 D3 ;line-by-line?
7D6E 30 0A ;no
7D6E 20 CF FF ;wait for RETURN, get char
7D71 C9 0D ;EOL?
7D73 D0 38 ;advance crsr
7D75 4C 02 E2 CHA100 JMP $E202

7D78 20 E4 FF CHGET JSR $FFE4
7D78 F0 F8 BEQ CHGET
7D7D C9 12 CMP #12
7D7F D0 06 BNE CHG100
7D81 20 95 7D CHG050 JSR CRTPRT
7D84 4C 78 7D JMP CHGET
7D87 C9 92 CHG100 CMP #92
7D89 F0 F6 BEQ CHG050
7D8B C9 22 CMP #22
7D8D F0 06 BEQ CRTPRT
7D8F A6 CD LDX CRSPRT
7D91 F0 02 BEQ CRTPRT
7D93 29 1F AND #1F
7D95 24 D3 CRTPRT BIT CHMODE
7D97 10 DC BPL CHA100
7D99 20 9F 7D JSR CRSFPL
7D9C 20 75 7D JSR CHA100
    
```

7D9F ; Turn on/off cursor at current position

```

7D9F CRSFPL PHA ;save char.
7DA0 98 TYA ; & YR
7DA1 48 PHA
7DA2 A4 C6 LDA $C6
7DA4 B1 C4 LDA ($C4),Y
7DA6 49 80 EOR #80
7DAB 91 C4 STA ($C4),Y
7DAA 68 PLA
7DAB 48 TAY
7DAC 68 CHDNE RTS
7DAE ; Code to handle interrupt-driven input of characters
7DAE ; from the 6551 ACIA.
7DAE TSTIRQ LDA $EFFF1
7DB1 10 07 BPL TST60
7DB3 AE F0 EF LDX $EFFF0
7DB6 29 08 AND #8
7DB8 D0 16 BNE INCHR
7DBA 2C 13 E8 BIT $E813
7DBD 10 5D BPL IRDDON
7DBF 2C 12 E8 BIT $E812
7DC2 58 CLI
7DC3 A9 7E LDA #>KEYTST
7DC5 48 PHA
7DC6 A9 3F LDA #<<KEYTST
7DC8 48 PHA
7DC9 08 PHP
7DCB 48 PHA
7DCC 48 PHA
    
```

SMARTERM Listing (continued)

```

LOC CODE LINE
7DDC 4C 55 E4 JMP $E455
7DD0 ; Process 6551 IRQ
7DD0 ;
7DD0 INCHR TXA
7DD1 C9 0D CMP #D
7DD3 D0 07 BNE INCH02
7DD5 A9 91 LDA #91
7DD7 20 95 7D JSR CRTPRT
7DDA D0 18 BNE INCH05

7DDC C9 20 INCH02 CMP #20
7DDE B0 18 BCS INCH10
7DE0 24 D2 BIT CTLPRT
7DE2 10 10 BPL INCH05
7DE4 69 40 ADC #40
7DE6 48 PHA
7DE7 A9 12 LDA #12
7DE9 20 95 7D JSR CRTPRT
7DEC 68 PLA
7DED 20 95 7D JSR CRTPRT
7DF0 A9 92 LDA #92
7DF2 D0 1D BNE INCH30

7DF4 8D 1F 7E INCH05 LDA CTRLTB,X
7DF4 F0 23 BEQ IRDDON
7DF9 D0 16 BNE INCH30

7DFB C9 41 INCH10 CMP #41
7DFD 90 12 BCC INCH30
7DFF C9 58 CMP #58
7E01 90 0C BCC INCH20
7E03 C9 7F CMP #7F
7E05 F0 15 BEQ IRDDON
7E07 C9 60 CMP #60
7E09 90 06 BCC INCH30
7E0B E9 20 SEC #20
7E0D 09 80 ORA #80
7E0F 49 80 EOR #80
7E11 20 95 7D INCH20 EOR #80
7E11 20 95 7D INCH30 JSR CRTPRT
7E14 ; Now fix screen editor pointers to ignore
7E14 ; input from RS232 port.
7E14 LDA $C6
7E16 B5 A4 STA $A4
7E18 A5 D8 LDA $D8
7E1A B5 A3 STA $A3

7E1C 4C 00 E6 IRDDON JMP $E600
7E1F ; Table of PET-control
7E1F ; zero entry = ignore
7E1F ; CTRLTB .BYTE 0,0,0,0
7E20 00 .BYTE 0,0,0,0,7
7E21 00
7E22 00
7E23 00
7E24 00
7E25 00
7E26 07
7E27 9B
7E28 09
7E29 11
    
```

```

7E1F ;restore regs., do RTI
7E1F ; code correspondences
7E1F ; CTRLTB .BYTE 0,0,0,0,7
7E28 09 .BYTE $9B,9,17,$91
7E29 11
    
```

Continued

Emulates these terminals exactly.


New File Transfer Language

IBM 3101  
DEC VT100, VT52  
Data General D200  
ADDS Regent 20, 25, 40  
HazelTne 1400, 1410, 1500  
Lear Siegler ADM-3A, ADM-5  
TeleVideo 910  
Teletype Model 33 KSR

Apple is a trademark of  
Apple Computer, Inc.

# SOFTERM

High-speed  
CRT Look-alike Software  
for Your Apple!



BREAK  
CATALOG  
CHAIN  
CONFIGURE  
CONNECT  
CONVERSE  
DIAL  
END  
HANGUP  
LOG  
MONITOR  
NOLOG  
ONERR  
PAUSE  
PROMPT  
RECEIVE  
REMARK  
RETRIES  
SEND  
SPECIAL  
SPEED  
TIMEOUT  
XMIT:WAIT

Supports these  
interface boards.

Apple Communications Card  
Apple Parallel Printer  
Apple Serial Interface  
Apple Super Serial Card  
Bit 3 Dual-Comm Plus™  
CCS 7710, 7720, 7728  
Hayes Micromodem II™  
Hayes Smartmodem™ 300, & 1200  
Intra Computer PS10  
Mountain Computer CPS Card™  
Novation Apple-Cat II™ 300 & 1200  
Orange Micro Grappler™  
Prometheus VERSAcad™  
SSM ASIO, APIO, AIO, AIO II™

Supports your 80-column hardware.

ALS Smarterm™  
Bit 3 Full-View 80™  
Computer Stop Omnivision™  
M&R Sup'R Terminal™  
STB Systems STB-80™  
Videx Videoterm™  
Vista Computer Vision 80™  
Wesper Micro Wizard 80™

## Your host computer won't know the difference!

Softerm provides an *exact* terminal emulation for a wide range of CRT terminals which interface to a variety of host computer systems. Special function keys, sophisticated editing features, even local printer capabilities of the terminals emulated by Softerm are fully supported. Softerm operates with even the most discriminating host computer applications including video editors. And at speeds up to 9600 baud using either a direct connection or any standard modem.

### Unmatched file transfer capability

Softerm offers file transfer methods flexible enough to match any host computer requirement. These include *character protocol* with user-definable terminator and acknowledge strings, block size, and character echo wait, and the intelligent *Softrans™* protocol which provides reliable error-free transmission and reception of data. The character protocol provides maximum flexibility for text file transfers. *Any* type file may be transferred using the Softrans protocol which provides automatic binary encoding and decoding, block checking with error recovery, and data compression to enhance line utilization. A FORTRAN 77 source program is supplied with Softerm which is easily adaptable to any host computer to allow communications with Softerm

using the Softrans protocol.

Softerm file transfer utilizes an easy to use *command language* which allows simple definition of even complex multiple-file transfers with handshaking. Twenty-three high-level commands include *DIAL, CATALOG, SEND, RECEIVE, ONERR, HANGUP, MONITOR* and others which may be executed in immediate command mode interactively or from a file transfer macro command file which has been previously entered and saved on disk.

### Built-in utilities

Softerm disk utilities allow DOS commands such as *CATALOG, INIT, RENAME, and DELETE* to be executed allowing convenient file maintenance. Local file transfers allow files to be displayed, printed, or even copied to another file without exiting the Softerm program. Numerous editing options such as tab expansion and space compression are provided to allow easy reformatting of data to accommodate the variations in data formats used by host computers. Softerm supports automatic dialing in both terminal and file transfer modes. Dial utilities allow a *phone book* of frequently used numbers to be defined which are accessed by a user-assigned name and specify

the serial interface parameters to be used.

### Online Update Service

The Softronics Online Update Service is provided as an additional support service at no additional cost to Softerm users. Its purpose is to allow fast turnaround of Softerm program fixes for user-reported problems using the *automatic patch facility* included in Softerm as well as a convenient distribution method for additional terminal emulations and I/O drivers which become available. *User correspondence* can be electronically mailed to Softronics, and *user-contributed* keyboard macros, file transfer macros, and host adaptations of the Softrans FORTRAN 77 program are available on-line.

### Most advanced communications software available

Just check Softerm's 300 page user manual. You simply can't buy a more sophisticated package or one that's easier to use. Available now for only \$150 from your local dealer or Softronics, Inc.

**SOFTRONICS**  
6626 Prince Edward, Memphis, TN 38119. 901-755-5006

Circle No. 18



SMARTERM Listing (continued)

```

LOC CODE LINE
7E2A 91
7E2B 93
7E2C 8D
7E2D 12
7E2E 92
7E2F 14
7E30 00
7E31 00
7E32 00
7E33 00
7E34 00
7E35 00
7E36 00
7E37 00
7E38 00
7E39 00
7E3A 00
7E3B 00
7E3C 00
7E3D 00
7E3E 00
7E3F
7E40 9E
7E41 F0 25
7E42 AD 6F 02
7E43 A6 CD
7E44 D0 16
7E45 A6 9B
7E46 F0 12
7E47 A2 0C
7E48 DD 9D 7E
7E49 D0 08
7E50 BD A9 7E
7E51 BD 6F 02
7E52 B0 0B
7E53 CA
7E54 10 F0
7E55 C9 12
7E56 F0 07
7E57 C9 03
7E58 F0 17
7E59
7E60 4C 1C 7E
7E61
7E62 A9 22
7E63 A6 CD
7E64 F0 05
7E65 AD 6F 02
7E66 A9 92
7E67 BD 70 02
7E68 A9 02
7E69 A9 02
7E70 A9 9E
7E71 D0 E9
    
```

```

.BYTE $93,$8D,$12,$92
.BYTE 20,0,0,0,0
.BYTE 0,0,0,0,0
.BYTE 0,0,0,0,0
.BYTE 0,0,0,0,0
.BYTE 0,0,0,0,0

; The following code is executed after
; each 'jiffy' interrupt. It tests for
; several 'special' keystrokes to allow
; enhanced screen editing, setting/clearing
; of control mode, and sending BRK's.
;
KEYTST LDA NDX
BEQ REXIT
LDA KEYD
LDX CRSPRT
BNE KEY05
LDX SFST
BEQ KEY05
LDX #NKYS
CMP KEYTAB,X
BNE KEY04
LDA RPLTAB,X
STA KEYD
BCS REXIT
KEY04 DEX
BPL KEY02
CMP #12
BEQ CTLTGL
CMP #3
BEQ KEYBRK
REXIT
JMP IRQDDON
; Set or clear control mode
;
CTLTGL LDA #22
LDX CRSPRT
BEQ CTL100
STA KEYD
LDA #92
CTL100 STA KEYD+1
LDA #2
STA NDX
BNE REXIT
    
```

SMARTERM Listing (continued)

```

LOC CODE LINE
7E7F
7E7F
7E7F A9 00
7E81 85 9E
7E83 A5 9B
7E85 C9 EF
7E87 D0 0A
7E89 AD F2 EF
7E8C 09 04
7E8E BD F2 EF
7E91 D0 EC
7E93 AD F2 EF
7E96 29 FB
7E98 BD F2 EF
7E9B D0 CB
7E9D
7E9E 1B
7E9E 30 31
7EA0 16
7EA1 95
7EA4 96
7EAC 15
7EAD 99
7EAE 11
7EAF 0E
7EB0 19
7EB1 91
7EB2 8E
7EB3 0F
7EB4 BF
7EB5
7EB5 00 00
7EB7
    
```

```

; Send BRK for as long as operator holds down 'STOP'.
;
KEYBRK LDA #0
STA NDX
LDA $9B
CMP #EF
BNE KBKDDON
LDA $EFF2
ORA #4
STA $EFF2
BNE KEYBRK
KBKDDON LDA $EFF2
AND #F8
STA $EFF2
BNE REXIT
; Table of special keys to be replaced (when
; they are pressed while holding the 'SHIFT'
; key) by screen editing function characters
; not directly accessible on the CBM keyboard.
;
KEYTAB .BYT 27,'0123456789.';'ESC' & numeric pad
RPLTAB .BYT 22
.BYT 149
.BYT 150
.BYT 21
.BYT 153
.BYT $11
.BYT $0E
.BYT 19
.BYT $91
.BYT $8E
.BYT $0F
.BYT $8F
NKYS = RPLTAB-KEYTAB ;# OF SPECIAL KEYS
JIFFY .WORD 00
.END
;Place to save IRQ vector
    
```

BASIC DRIVER FOR SMARTERM

```

100 POKE 53,7*16:CLR:
110 IF PEEK(32000)>120 THEN LOAD "smrt5".8: REM: get code if necessary
120 cs$="[ 2 HOME][TEXT][ 24 DOWN]": REM: crt format string
130 PRINT "[CRVS] S M A R T E R M 5 . 0 "
140 INPUT "[DOWN]mode (CRVS)[OFF]line/(CRVS)[OFF]har.) I [ 3 LEFT]";x$
150 md$="line-by-line"IF x$<>"1" THEN md$="char-by-char"
160 POKE 13*16+3,-255*(x$<>"1"): REM: set output mode flag
170 INPUT "[DOWN]display control chars (y/n) n[ 3 LEFT]";x$
180 POKE 13*16+2,-255*(x$="y"): REM: set cntrl char flag
190 cc$="invisible"IF x$="y" THEN cc$="visible"
200 SYS 32000:
210 GOSUB 270:
220 : REM: the following line could be replaced by auto-logout code
230 PRINT "[CLR]you should now attempt to login.
240 IF st=19 THEN 130:
250 PRINT "[CRVS]lost carrier.":END
260 PRINT cs$:[SET TDP][CLR][CRVS]mode: "md$;
270 PRINT TAB(30)"control chars: "cc$cs$[UP]" TAB(79)"[SET BOT][HOME]"
:RETURN
    
```

# Dialing the Networks

by Cliff Glennon

## Essential steps for a MC6809-based home computer to communicate with the two major computer networks.

Have you ever come home without a newspaper and wished you had something to read? Are you tired of paying high prices for slow mail delivery? Subscribers to THE SOURCE and COMPUSERVE can get news, instant electronic mail, and a host of other valuable services delivered right to their home computers.

There are so many services offered by COMPUSERVE that a magazine is published to provide a convenient index to them. THE SOURCE sends out an executive manual that covers its services. I had the spelling in this article checked by THE SOURCE, and COMPUSERVE can give me the prices of stereo equipment.

I have heard it said that by the next decade a literate person will have to know computers to be able to communicate. This communication most likely will be over the telephone lines through computer services such as THE SOURCE or COMPUSERVE. If you want a taste of what it will be like to work at home and communicate to a large central computer system, it's all here. If you have a program that will not fit in your memory, you have access to all the memory and disk operating systems you can handle over your telephone.

### The Modem

Modem is a contraction for modulator-demodulator. Although I don't have one, the Originate-Answer type of modem is probably best. This

### Dialing

requires:

6809-based microcomputer

**Table 1: Summary of the MC6850 ACIA Command Register**

bits 0-1)	000000bb	Divides the system clock to provide output baud rates. 00 - Divide by 1 01 - Divide by 16 10 - Divide by 64 11 - Reset the ACIA The SWTPC MP-S2 is set up to use a divide by 16 when 300 baud is selected on the interface jumpers.
bits 2-4)	000bbb00	Word Length, Parity, Stop Bit Selections 000 - 7-bit word, even parity, 2 stop bits 001 - 7-bit word, odd parity, 2 stop bits 010 - 7-bit word, even parity, 1 stop bit 011 - 7-bit word, odd parity, 1 stop bit 100 - 8-bit word, no parity, 2 stop bits 101 - 8-bit word, no parity, 1 stop bit 110 - 8-bit word, even parity, 1 stop bit 111 - 8-bit word, odd parity, 1 stop bit I access both COMPUSERVE and THE SOURCE with a 7-bit word, even parity, 1 stop bit, %00001000 or 010.
bits 5-6)	0bb00000	Controls RTS output [pin 5], Break Transmission, Transmitter Interrupts 00 - RTS = 0, inhibits transmitter interrupt 01 - RTS = 0, enables transmitter interrupt 10 - RTS = 1, inhibits transmitter interrupt 11 - RTS = 0, inhibits transmitter interrupt, transmits Break I do not use these features.
bit 7)	b0000000	Controls Interrupts to the 6809 Processor 1 - enables interrupts when a letter is received 0 - disables interrupts when a letter is received I have used this feature in the past, but my Disk Operating System uses the interrupt vector and I hesitate to share that vector when I am using disk reads and writes. Also I found that using interrupts prevents control characters from being sent to the Services (e.g., a break or Control-P) by assigning a priority to incoming letters.

means that you can be the one to initiate the call (Originate) or that your computer can be called by another computer (Answer). I have an Originate-only modem, and this is sufficient to connect to the computer services.

My modem is a direct-connect, which means there is no acoustic coupler to add problems to the communications channel. I see no need to convert the electronic signals from the computer to sound, and convert the sound back to electronic signals to send over the phone lines. In addition, acoustic couplers are made for round phone speakers, and my phone handset is square. The phone company installed the USOC RJ-11C jack required by the

modem. This jack, as it turns out, is also required by my telephone answering machine and enables me to plug or unplug phone equipment easily.

The two Services require at least a 300-baud rate:

baud = (approx.) 10 \* characters/second

but also provide 1200-baud service. The future undoubtedly will be with the faster baud rates and a modem that could operate at such speeds would be an advantage.

### The Cable

If you construct your own modem-computer connector, you must trans-

late the modem manufacturer's terms to the computer manufacturer's terms. The name RS-232 is code for a loose agreement "standard" for connectors that original equipment manufacturers (OEMs) can use to attach their devices to a variety of computers. As long as a device follows the RS-232 standard, I can attach it to my SWTPC S09 computer. Here are the modem-to-computer conversions:

Modem Pin	Line Description	Computer (SWTPC MP-S2) Pin
(1)	Protective Ground	(1)
(2)	Transmitted Data	(3) < **note well
(3)	Received Data	(2)
(5)	Clear to Send	Not connected
(6)	Data Set Ready	(20) Clear to Send
(7)	Signal Ground	(7)
(8)	Data Carrier Detector	(12) SDCD

The first thing to notice in the list is that lines 2 and 3 are reversed in the two machines. This is a standard configuration and should be found in all modem-computer connections. The Data Carrier Detector line does not have to be connected for the MP-S2 interface to work. A very careful reading of the SWTPC documentation discloses that pin 20, the Clear-to-Send pin, should be connected to "the buffer full or data terminal ready line." All in all, only five lines need to be implemented.

The cheapest cable is ribbon cable. But a major disadvantage is that the signals on this cable radiate to interfere with any television sets in your house. If you live in an apartment, ribbon cable is out; you should have a cable custom made with the lines twisted and mylar shielded. Another alternative is to adapt an unused shielded cable.

DB-25 is the name for the 25 pin connectors used with RS-232 interfaces. They are male and female to indicate whether they are plugs or sockets. If you order the cable made, be sure you understand how the manufacturer wants the gender of the DB-25 connector specified. Serial interfaces usually require male DB-25 connectors; parallel interfaces need female connectors. Cable and connectors can be purchased from computer stores or hobby mail-order houses.

Attaching wires to the connectors is easy. A low-wattage soldering iron and 60/40 rosin-core solder is all that is necessary. A short length of heat-

**Table 2: The MC6850 ACIA Status Register**

bit 0)	0000000b	0 - Receiver Data Register empty 1 - Receiver Data Register full A character has been received and can be read from the Data Register
bit 1)	000000b0	0 - Transmitter Data Register full ** Note opposite meanings from bit 0 1 - Transmitter Data Register empty A character can now be sent
bit 2)	00000b00	0 - Data Carrier Detect is present 1 - Loss of Data Carrier If this line is connected
bit 3)	0000b000	0 - Clear to Send signal is detected 1 - No Clear to Send **** Note: this line must be connected for the 6850 to operate. If this line is high (\$08 in the Status Register), no data can be transmitted. This is pin 20 on the MP-S2 connector
bit 4)	000b0000	0 - No Framing Error 1 - Framing Error Faulty character synchronization
bit 5)	00b00000	0 - No Overrun 1 - Overrun More than one character was received before one was read
bit 6)	0b000000	0 - No Parity Error 1 - Parity in the received character is incorrect
bit 7)	b0000000	0 - Any interrupts enabled in the Control register 1 - Can also be read as output in this bit

shrinkable tubing is slipped over the wire before soldering. After the solder connection is made, this tubing is pulled down over the connection and shrunk to a tight fit by heat from the iron; or you can use plastic electrical tape if you prefer. A VOM can be used to check if there are any invisible breaks in the wire, if the right pin is connected, or if there is a short between wires. An inexpensive VOM is sufficient, because only resistance measurements are needed.

The next step is to write the program that allows the computer to talk on the telephone. A preliminary procedure is to study the device used in the computer interface to find out the commands it needs to operate. The device in my system is the Motorola MC6850 ACIA, or Asynchronous Communications Interface Adapter (I am curious to see what the spelling checker does with that!). To send a command to the 6850, a value (such as \$03) is placed in the Control Register. For example:

```
LDA $03    Load accumulator A with
           the 6850 Reset value
STA $E040  Control/Status Register
           address in my system
```

The commands are coded to fit into an 8-bit byte (see table 1). If table 1 seems complicated, remember that all you have to do is select one option in each of the categories to fit your needs and the 6850 does the rest! Thus, COMPUSERVE asks for a 7-bit ASCII word, even parity, one start, and one stop bit. All this is done with a \$09 or %00001001. After sending this command to the 6850, all data sent out by the computer to the modem conforms to this requirement, and data received is checked to see if it matches as well. Characters are transmitted and received simultaneously.

THE SOURCE looks for an 8-bit ASCII word, no parity, one stop bit. This is obtained with a \$15 or %00010101. I am able to connect on my SWTPC 6800 system using this command; but my 6809 system balks at this code and talks only on the \$09 code. Customer service at THE SOURCE told me that a 7-bit word could be used to communicate, but that an 8-bit word is required in their "local mode," which, I guess, is dialing from Washington D.C. My motto in this case is "what works, works," but I am sure I will have to find the source of the trouble someday.

Both services require full-duplex

operation, which means the service will echo a character sent by your equipment back to you. Note that you do not have to echo a character back to the service. Full-duplex operation is assumed in the attached program.

The computer processor is processing data at a megahertz-cycle clip, and the ACIA modem is running at only 300 baud, so a means must be provided to see if the slow pair is ready for another letter. This is provided by the status register, which tells us whether or not a letter has come in, or what some of the problems in the reception are. On my system, this register is read by an

```
LDA $E040  Reads the ACIA Status
           Register
```

The status register is summarized in table 2.

It is necessary only to check bits 0 and 1 for normal communications. If a parity option has been selected such as a \$05: 7-bit word; odd parity; and divide by 16, and the parity status register bit number 6 is not checked by a statement such as

```
LDA $E040  Read status
BITA $40   Check parity bit
```

then you are sending characters out with a parity bit set, but your own system is ignoring any parity bits received.

The final piece of information is how to read and write to the ACIA. The required statement is:

```
LDA $E041  Read Data Register
           or
STA $E041  Write to Data Register
```

## The Program

After loading the program, it prompts for a letter to begin initializing the ACIA. Enter any letter to start. Dial the computer service at this time and follow the sign-on procedures detailed in their instructions. To record any information, type a '~' or \$7E. To stop recording, enter another '~' or \$7E. To transmit a text file, type a '{' or \$7B. Do not be alarmed if the characters echoed back by the service during the transmission of a text file do not agree with the characters that are being sent. More than likely, when you review the file in the service's memory, it will agree with what you intended to send. But (and there must always be a "but")

a poor telephone line or static on the telephone line may garble the best transmissions. You must not touch the keyboard during transmission because this will end the transmission. Use this method to end the transmission, however, if the service sends out trouble messages such as

> illegal command

If the file TODAY.TXT is inadvertently closed, you can exit and restart the MODEM program without losing the telephone connection. Exit from the program by typing a '}' or \$7D.

## Problems

To locate a problem you must first isolate it by eliminating any areas of the connection that are not (or should not be) involved. Generally I assume anything that I have done is wrong, even though I know that I am right beyond a shadow of a doubt. This attitude has solved most of my problems quickly. Any manufactured and tested part is probably not the source of the problem.

Of course, I hope you do not have any problems with the program as it is printed here. It is designed for exchanging text messages. Binary transmissions, such as machine-language program exchanges, would require that parity and framing errors be detected. Error-correcting codes would also have to be employed to achieve 100% accuracy.

To paraphrase Professor James Burke in his CONNECTIONS series: The inventions that will probably be the most important are the ones that will improve communications.

*P.S. The SPELL program caught my "proprietary" and pointed out the correct "proprietary." "Asynchronous" passed by "synchronization" was unknown. The SPELL program also listed all the text formatter commands that are imbedded in the text (such as centering, etc.) as unknown words.*

THE SOURCE is a servicemark of Source Telecomputing Corp., 1616 Anderson Road, McLean, VA 22102. MICRONET and COMPUSERVE are trademarks of Compuserve Inc., 5000 Arlington, Centre Blvd., Columbus, OH 43220. SWTPC, CT-82, MP-S2, S09 are trademarks of Southwest Technical Products Corp., 219 W. Rhapsody, San Antonio, TX 78216. FLEX, FLEX9, TSC are trademarks of Technical Systems Consultants, Inc., P.O. Box 2574, West Lafayette, IN 47906. MC6850 and MC6809 are trademarks of Motorola Inc., Integrated Circuit Division, 3501 Ed Bluestein Blvd., Austin, TX 78721.

You may contact the author at 3395 Nostrand Ave., Brooklyn, NY 11229.



BOX 120  
ALLAMUCHY, N.J. 07820  
201-362-6574

**HUDSON DIGITAL ELECTRONICS INC.**

## THE TASK\* MASTERS

HDE supports the \*TIM, AIM, SYM and KIM (TASK) with a growing line of computer programs and peripheral components. All HDE component boards are state-of-the-art 4½" x 6½", with on board regulation of all required voltages, fully compatible with the KIM-4 bus.

### **OMNIDISK 65/8 and 65/5**

Single and dual drive 8" and 5¼" disk systems. Complete, ready to plug in, bootstrap and run. Include HDE's proprietary operating system, FODS (File Oriented Disk System).

### **HDE DISK BASIC**

A full range disk BASIC for KIM based systems. Includes PRINT USING, IF ... THEN ... ELSE. Sequential and random file access and much more. \$175.00

### **DM816-M8A**

An 8K static RAM board tested for a minimum of 100 hours and warranted for a full 6 months.

### **HDE ADVANCED INTERACTIVE DISASSEMBLER (AID)**

Two pass disassembler assigns labels and constructs source files for any object program. Saves multiple files to disk. TIM, AIM, SYM, KIM versions. \$95.00

### **DM816-UB1**

A prototyping card with on-board 5V regulator and address selection. You add the application.

### **HDE ASSEMBLER**

Advanced, two pass assembler with standard mnemonics. KIM, TIM, SYM and KIM cassette versions. \$75.00 (\$80.00 cassette)

### **DM816-P8**

A 4/8K EPROM card for 2708 or 2716 circuits. On board regulation of all required voltages. Supplied without EPROMS.

### **HDE TEXT OUTPUT PROCESSING SYSTEM (TOPS)**

A comprehensive text processor with over 30 commands to format and output letters, documents, manuscripts. KIM, TIM and KIM cassette versions. \$135.00 (\$142.50 cassette)

### **DM816-CC15**

A 15 position motherboard mounted in a 19" RETMA standard card cage, with power supply. KIM, AIM and SYM versions.

### **HDE DYNAMIC DEBUGGING TOOL (DDT)**

Built in assembler/disassembler with program controlled single step and dynamic breakpoint entry/deletion. TIM, AIM, SYM, KIM AND KIM cassette versions. \$65.00 (\$68.50 cassette)

### **DISK PROGRAM LIBRARY**

Offers exchange of user contributed routines and programs for HDE Disk Systems. Contact Progressive Computer Software, Inc. for details.

### **HDE COMPREHENSIVE MEMORY TEST (CMT)**

Eight separate diagnostic routines for both static and dynamic memory. TIM, AIM, SYM, KIM and KIM cassette versions. \$65.00 (\$68.50 cassette)

### **AVAILABLE DIRECT OR FROM THESE FINE DEALERS:**

Progressive Computer Software  
405 Corbin Road  
York, PA 17403  
(717) 845-4954

Johnson computers  
Box 523  
Medina, Ohio 44256  
(216) 725-4560

Falk-Baker Associates  
382 Franklin Avenue  
Nutley, NJ 07110  
(201) 661-2430

Perry Peripherals  
P.O. Box 924  
Miller Place, NY 11764  
(516) 744-6462

Lux Associates  
20 Sunland Drive  
Chico, CA 95926  
(916) 343-5033

Laboratory Microcomputer Consultants  
P.O. Box 84  
East Amherst, NY 14051  
(716) 689-7344

Circle No. 52

# Communications

## Glennon Listing

```

NAM MODEM
PROC
FLEX9 ENTRY POINTS
D406 FMS EQU $D406 FILE MANAGEMENT
CD24 PCRLF EQU $CD24 CARRIAGE RETURN
      & LINE FEED
CD18 INBUFF EQU $CD18 INPUT INTO LINE BUFFER
CO80 LINBUF EQU $CO80 LINE BUFFER ADDRESS
CC14 BUFPOINT EQU $CC14 LINE BUFFER POINTER
CD2D GETFIL EQU $CD2D GET FILE SPECIFICATION
CD1E PSTRNG EQU $CD1E PRINT STRING
CD15 GETCHR EQU $CD15 INPUT 1 CHARACTER
CD3F RPTERR EQU $CD3F REPORT ERRORS
D403 FMSCLS EQU $D403 CLOSE OPEN FILES
CD03 WARMS EQU $CD03 EXIT TO FLEX9

ACIA ADDRESSES
E040 CNTRL EQU $E040 CONTROL/STATUS REGISTER
E041 DATA EQU $E041 DATA REGISTER

TERMINAL ACIA ADDRESSES
E004 TCNTRL EQU $E004 CONTROL/STATUS REGISTER
E005 TDATA EQU $E005 DATA REGISTER

PROGRAM ENTRY POINT
0000 8E 02 84 START: LDX #FCB THE FILE CONTROL
      . BLOCK (FCB) IS A 320 BYTE BLOCK USED BY
      . FLEX9 TO CONTROL DISK INPUT/OUTPUT.
0003 10 8E 02 72 LDY #FILSPEC A CONVENIENT
      . WAY TO INITIALIZE A FCB FOR USE BY
      . FLEX9.
0007 C6 0F LDB #15 15 LETTERS
0009 A6 A0 STLOOP LDA O,Y+ ARE WRITTEN
000B A7 80 STA O,X+ TO THE BLOCK.
000D 5A OECB
000E 2A F9 BPL STLDOP
0010 8E 02 84 LDX #FCB RESET ACCX
0013 BD 04 06 JSR FMS OPEN THE FILE
0016 10 26 01 55 BNE ERROR ERROR TRAP
001A 8E 01 96 LDX #PROMPT PAUSE BEFORE
001D BD CD 1E JSR PSTRNG INITIALIZING ACIA
0020 BD CD 15 JSR GETCHR INPUT CHARACTER
0023 86 03 RESET LDA #3 RESET ACIA
0025 B7 E0 40 STA CNTRL
0028 86 09 LDA #$09
002A B7 E0 40 STA CNTRL
002D 7F 02 71 CLR FLAG DISK WRITE FLAG
0030 8E 01 8B LDX #READMSG READY MESSAGE
0033 BD CD 1E JSR PSTRNG WRITE TO TERMINAL
      . INPUT A LETTER FROM THE TERMINAL
0036 86 E0 04 TERM LDA TCNTRL CHECK IF TERMINAL
0039 85 01 BITA #$01 KEY IS DEPRESSED
003B 27 33 BEQ PORT NO. GO SEE IF
      . MODEM HAS ANYTHING.
003D 86 E0 05 LDA TDATA YES. GET CHAR.
0040 81 7E CMPA #' ' TOGGLE DISK WRITE?
0042 26 18 BNE CKND NO. AND SKIP
D044 73 02 71 COM FLAG YES. FLIP SWITCH
0047 7D 02 71 TST FLAG DECIDE ON MESSAGE
004A 27 05 BEQ MSGOFF RECORD OFF
004C 8E 02 37 LDX #MSGOM RECORD ON
D04F 20 03 BRA MSG666 PUT ON TERMINAL
0051 8E 02 50 MSGOFF LDX #OFFMSG RECORD OFF
0054 BD CD 1E JSR PSTRNG REPORT IT
0057 8E 02 84 LDX #FCB RESTORE POINTER
D05A 20 14 BRA PORT GO CHECK ON PORT.
005C 81 7D CKND CMPA #'+' GIVE UP?
005E 10 27 01 00 BEQ DOEND YES.
0062 81 78 CMPA #'$' TRANSMIT A FILE?
0064 27 4D BEQ FILETRANS YES.
0066 F6 E0 40 OUTCH LDB CNTRL TRANSMITTER READY?
0069 C5 02 BITB #2
006B 27 F9 BEQ OUTCH NO. WAIT UNTIL READY
006D 87 E0 41 STA DATA READY, SEND DATA
      . INPUT A LETTER FROM THE MODEM.

```

```

PORT LDB CNTRL DID ANYTHING
0070 F6 E0 40 BITB #1 COME IN?
0073 C5 01 BEQ TERM NO. GO CHECK TERMINAL.
0075 27 BF
0077 B6 E0 41 LDA DATA GET LETTER
      . THE FOLLOWING SCREEN IS NECESSARY TO
      . PREVENT A STRAY MISREAD CHARACTER FROM
      . ACTIVATING ANY OF THE 150 FUNCTIONS ON
      . THE SWTPC CT-82
007A 81 00 CMPA #$0D CARRIAGE RETURN?
007C 27 16 BEQ PORT1 OK
007E 81 0A CMPA #$0A LINE FEED?
0080 27 12 BEQ PORT1 OK
0082 81 08 CMPA #$08 BACKSPACE?
0084 27 0E BEQ PORT1 OK
0086 81 07 CMPA #$07 CHIMES?
0088 27 0A BEQ PORT1 OK
008A 81 20 CMPA #$20 OTHER CONTROLS?
008C 25 04 BLO WHAT NOT OK
008E 81 7E CMPA #$7E NOT ASCII?
0090 23 02 BLS PORT1 NOT OK
0092 86 7C WHAT LDA #' ' A SYMBOL TO INDICATE
      . THAT A BAD CHARACTER WAS RECEIVED.
0094 7D 02 71 PORT1 TST FLAG WRITE LETTER
      . TO DISK?
0097 27 0E BEQ PORT2 NO. SKIP
0099 34 02 PSHS A SAVE ACCA
009B 8E 02 84 LDX #FCB WRITE LETTER
009E BD 04 06 JSR FMS TO DISK.
00A1 10 26 00 CA BNE ERRDR ERROR TRAP
00A5 35 02 PULS A RESTORE ACCA
00A7 F6 E0 04 PORT2 LOB TCNTRL TERM READY?
00AA C5 02 BITB #S02
00AC 27 F9 BEQ PORT2 NO. WAIT
00AE B7 E0 05 STA TDATA SEND CHARACTER
00B1 20 83 BRA TERM AND GO CHECK TERMINAL.
      . TRANSMIT A DISK FILE
00B3 8E 01 84 FILETRANS LDX #TRANSMMSG PROMPT FOR FILE NAME
00B6 BD CD 1E JSR PSTRNG PRINT PROMPT
D0B9 8E C0 80 LDX #$C080 LINE BUFFER ADDRESS
00BC BF CC 14 STX $CC14 BUFFER POINTER
00BF BD CD 1B JSR INBUFF INPUT FILE NAME
00C2 8E C0 80 LDX #$C080 LINE BUFFER ADDRESS
00C5 BF CC 14 STX $CC14 BUFFER POINTER
00C8 8E 03 C4 LDX #FCB2 NEW FILE CONTROL
      . BLOCK
00CB BD CD 2D JSR GETFIL ENTERS THE FILE
      . SPECIFICATION INTO THE
      . FILE CONTROL BLOCK
00CE 86 01 LDA #$01 OPEN FOR READ CODE
00D0 A7 84 STA O,X SET FCB
00D2 BD 04 06 JSR FMS OPENS THE FILE.
00D5 26 6D BNE ERRDR6 ERROR TRAP
      . READ EACH CHARACTER FROM THE FILE
00D7 8E 03 C4 READ_CHAR LDX #FCB2 POINTS TO FCB
00DA BD 04 06 JSR FMS LOADS ACCA WITH CHAR.
00DD 26 65 BNE ERRDR6 LOOKS FOR END OF FILE
      . ELIMINATE MORE THAN ONE CARRIAGE RETURN
      . TO PREVENT RETURNING TO COMMAND MODE IN
      . THE SOURCE.
00DF 81 00 CMPA #$00 CARRIAGE RETURN?
00E1 26 0C BNE NOT_CR NO.
00E3 7D 02 70 TST CRFLAG WAS LAST A C.R.?
00E6 26 EF BNE READ_CHAR YES SKIP THIS
00E8 C6 FF LOB #FFF NO. BUT SKIP
00EA F7 02 70 STB CRFLAG ALL SUBSE-
00ED 20 03 BRA WAIT22 QUENT C.R.S.
00EF 7F 02 70 NOT_CR CLR CRFLAG CLEAR FLAG
00F2 F6 E0 40 WAIT22 LDB CNTRL CHECK FOR EMPTY
00F5 C5 02 BITB #S02 TRANSMITTER.
00F7 27 F9 BEQ WAIT22 NOT READY.
00F9 B7 E0 41 STA DATA SEND CHARACTER
00FC F6 E0 40 WAIT30 LDB CNTRL WAIT FOR ECHO
00FF C5 01 BITB #S01 FROM HOST
0101 26 14 BNE WAIT OVER
0103 F6 E0 04 LDB TCNTRL ALLOW EXIT FROM
0106 C5 01 BITB #S01 LOOP
0108 27 F2 BEQ WAIT30
010A 26 73 BNE ERR66 TRAP ERROR
010C 8E 01 EE LOX #TRANSINT TRANSMISSION-

```

Glennon Listing (continued)

```

010F 80 CD 1E      JSR PSTRNG   INTERRUPTED.
0112 8E 03 C4      LDX #FCB2
0115 20 2D          BRA ERROR6

0117 86 E0 41      WAIT_OVER   LDA DATA    PICK UP
                                     RETURNED CHAR
011A 81 0D          CMPA #500    ALLOW A CARRIAGE RET.
011C 27 0C          BEQ PASS_OVR
011E 81 0A          CMPA #50A    ALLOW A LINE FEED
0120 27 08          BEQ PASS_OVR
0122 81 20          CMPA #520    SCREEN IT
0124 25 10          BLO BAD_ECHO
0126 81 7E          CMPA #57E    ASCII?
0128 22 0C          BHI BAD_ECHO
012A F6 E0 04      PASS_OVER   LDB TCNTRL   TERMINAL READY?
012D C5 02          BITB #502
012F 27 F9          BEQ PASS_OVR NOT YET.
0131 B7 E0 05      STA TDATA    SEND TO TERMINAL
0134 20 A1          BRA READ_CHAR GET NEXT CHARACTER.

0136 86 7C          BAD_ECHO LDA #' '  BAD ECHO INDICATOR
0138 F6 E0 04      BADBAD      LDB TCNTRL   TERMINAL READY?
013B C5 02          BITB #502
013D 27 F9          BEQ BADBAD  NOT YET
013F B7 E0 05      STA TDATA    SEND TO TERMINAL
0142 20 93          BRA READ_CHAR TRY NEXT CHARACTER.

0144 A6 01          ERROR6     LOA 1,X      ERROR CODE
0146 81 08          CMPA #508  END OF FILE
0148 27 03          BEQ CLOSE_SHOP YES THE END.
014A 80 C0 3F      JSR RPTERR  REPORT OTHER ERROR
014D 86 04          CLOSE_SHOP LDA #504  CLOSE FILE CODE
014F A7 84          STA 0,X
0151 80 04 06      JSR FMS     CLOSE FILE
0154 26 29          BNE ERR66
0156 8E 02 15      LDX #TRANSMCOMP END TRANSMISSION
0159 8D C0 1E      JSR PSTRNG  PRINT MSG
015C 8E 02 84      LDX #FCB    RESTORE POINTER
015F 16 FE D4      BRA TERM    RETURN TO MAIN
                                     PROGRAM LOOP.

EXIT PROGRAM

0162 8E 02 84      DOENO      LDX #FCB    TODAYS RECORD
0165 86 04          LDA #54     CLOSE FILE CODE
0167 A7 84          STA 0,X    CLOSE THE FILE
0169 8D D4 06      JSR FMS
016C 7E CD 03      JMP WARMS  AND RETURN TO FLEX9

DISK OPERATION ERRORS

IF THE FILE TODAY.TXT EXISTS IT
MUST BE DELETED.

016F A6 01          ERROR      LDA 1,X    GET ERROR CODE
0171 81 03          CMPA #3    FILE EXISTS?
0173 26 0A          BNE ERR66  NO. REAL TROUBLE

0175 86 0C          LDA #12    DELETE FILE
0177 A7 84          STA 0,X
0179 8D D4 06      JSR FMS
017C 16 FE 81      BRA START  AND TRY AGAIN

017F 8D CD 3F      ERR66     JSR RPTERR  REPORT ERROR
0182 8D D4 03      JSR FMSCLS CLOSE ALL FILES
0185 73 02 71      COM FLAG  CLEAR WRITE FLAG
0188 16 FE AB      BRA TERM  CONTINUE TO RECEIVE
018B 52 45 41 44  READMSG   FCC /READY/
0190 0A 00 00 00  FCB $0A,$0D,0,0,0,4
0196 54 59 50 45  PROMPT   FCC /TYPE ANY LETTER TO START/
01A2 0A 00 00 00  FCB $0A,$0D,0,0,0,4
01B4 45 4E 54 45  TRANSMMSG FCC /ENTER FILE SPECIFICATION FOR FILE
                                     TO BE TRANSMITTED./
01E8 0A 00 00 00  FCB $0A,$0D,0,0,0,4
01EE 49 4E 54 45  TRANSINT  FCC /INTERRUPT RECEIVED FROM
                                     TERMINAL./
020F 0A 00 00 00  FCB $0A,$0D,0,0,0,4
0215 54 52 41 4E  TRANSCOMP FCC /TRANSMISSION FILE IS CLOSED./
0231 0A 00 00 00  FCB $0A,$0D,0,0,0,4
0237 20 20 20 2B  MSGON    FCC / +++ RECORDING ON +++/
0250 20 20 20 2A  OFFMSG   FCC / +++ RECORDING OFF +++/
026A 0A 00 00 00  FCB $0A,$0D,0,0,0,4
0270          CRFLAG   RMB 1    CARRIAGE RETURN FLAG
0271          FLAG     RMB 1
0272 02 00 00 00  FILSPEC  FCB 2,0,0,0,"TODAY",0,0,0,"TXT",0,0,0
0284          FCB     RMB 320  RECORD FILE
0304          FCB2    RMB 320  TRANSMIT FILE
                                     END
0000          END START
-- NO ERRORS THIS ASSEMBLY.
    
```

MICRO™

PET / CBM™  
SOFTWARE SELECT !

8032 OR 4032  
DISPLAY OR DISPLAY

FROM THE KEYBOARD OR PROGRAM  
NOW RUN WORD PRO 3 OR WORD PRO 4

FROM THE SAME MACHINE

Available for either 4000 or 8000 Series

ALSO:

For 2001 / 3000 Series Computers

Operate these Models in a Full 8032 Like  
Display For Word Pro 4\*

and all other 80 Column Software

All installation instructions included.

EXECOM CORP.

1901 Polaris Ave.  
Racine, WI 53404  
Ph. 414-632-1004

PET/CBM a trademark of Commodore Business Machines  
\*trademark of Professional Software, Inc.

Circle No. 53

UV EPROM ERASER

- \* Erases Over 15 EPROMS - 15 minutes erase time
- \* Element life 7700 hours
- \* Intensity: 12W's 1/2cm² at 1"
- \* Erases all UV EPROMS (2716, 2732, 2516, 2532, etc.)

\$49.95\*

\* HOBBY MODEL



INDUSTRIAL MODEL

QUV-T8 / 2N

\$68.95

WITH TIMER AND  
SAFETY SWITCH

QUV-T8 / 2T

\$97.50

INTELLIGENT  
PROGRAMMER  
STAND ALONE  
RS-232

- \* RELIABLE
- \* EASY COPY (No external equipment needed)
- \* USER FRIENDLY

PROGRAMS: 2508, 2516, 2532, 2716, 27C16, 27C32,  
2732A, 2758, 8748, 8749H, 8748H

OPTIONAL MODULES: 2564, 2764, 8755A, 8741

- \* STAND ALONE, CRT, OR COMPUTER CONTROL
- \* UPLOAD/DOWNLOAD IN MOTOROLA OR INTEL HEX FORMAT
- \* MICROPROCESSOR BASED \* 4 K INTERNAL RAM
- \* 90 DAY PARTS & LABOR WARRANTY ON ALL PRODUCTS

SOON TO BE RELEASED:

PROMPRO-8 128K Version \$689.

MONEY BACK GUARANTEE

LOGICAL DEVICES INC.

781 W. OAKLAND PARK BLVD. • FT. LAUDERDALE, FL 33311

Phone Orders (305) 974-0967 • TWX: 510-955-9496

SEE US AT COMDEX SPRING - BOOTH #31019

(MCS-48)  
PROGRAMMING

PRICE INCLUDES  
PERSONALITY MODULE

\$489.00

Circle No. 61





Mark and space audio tones input to C2 cause the PLL output (pin 7) to be higher or lower than a reference voltage (pin 6). IC2, a comparator, compares the voltages and responds with a logic zero or logic one at the output (pin 2).

A few features have been added to the circuit to make it more versatile. R5 is mounted on the front panel and is a fine-frequency adjustment used to tune the PLL precisely to the input frequency. LED1 allows a visual indication of the data input. In practice, R5 is adjusted until the LED blinks with the changing data. Once the LED is blinking, you merely adjust for intelligible data on the CRT. Incorrect adjustment of R5 causes the LED to remain either on or off. Q1 is an inverter that reverses the state of the output logic, ensuring compatibility with any transmission standard. J2 is provided to connect an external speaker, making it easy to use the earphone jack on the transceiver and allowing you to monitor the incoming signal. SW1 can turn off the speaker once communication is established.

To adjust the demodulator, place a 2210 Hz signal on the input. Set R5 to midrange, then adjust R6 until the LED

changes state as you turn the potentiometer back and forth. Check to see that the LED changes state as you bring the audio frequency between mark and space frequencies. If you cannot adjust the output within range, you may have to change R15 slightly.

#### Modulator Circuit

The modulator circuit uses a 566 PLL IC as a frequency generator. The input to the modulator is serial binary data from the computer. A high causes the mark frequency to be sent, and a low causes the space frequency to be sent. Q1 is an inverter that allows the logic to be inverted. If you have software that can complement the output data, these associated components can be removed. Q2 is a switch that is used to change output frequency. When the modulator is receiving a high, this switch is on. Frequency is determined by the specific adjustments of R7 and R8 and the voltage divider of R9 through R12. When the input goes low, Q2 shuts off, switching R7 and R8 out of the circuit. During space, R10 and the associated divider resistors determine the output frequency.

To adjust the circuit, ground the input. This switches R7 and R8 out of the

circuit. Adjust R10 for the space frequency at the output as measured on a frequency counter. Put +5 volts on the input and adjust R8 to midrange and tune R7 until the output is at the mark frequency. Ground the input again and recheck space frequency. You will notice some interaction between the mark and space controls. Only slight adjustments will be required. As with the demodulator, you may have to change the value of R9 slightly if you cannot get the potentiometers within range. The entire process of adjusting the modem takes much less time to do than it does to describe!

SW2, a tone on/off switch, has been included to kill the tone without actually powering down the modem. As the unit warms up, it drifts very slightly. Let it run for a few minutes before making adjustments. Any drift in the demodulator is taken care of easily with the front panel control. Once warm, it is completely stable. We have had no long-term drift problems with the circuit.

#### Power Supply Regulator

The modem has a regulator circuit that helps stabilize the PLL circuits.

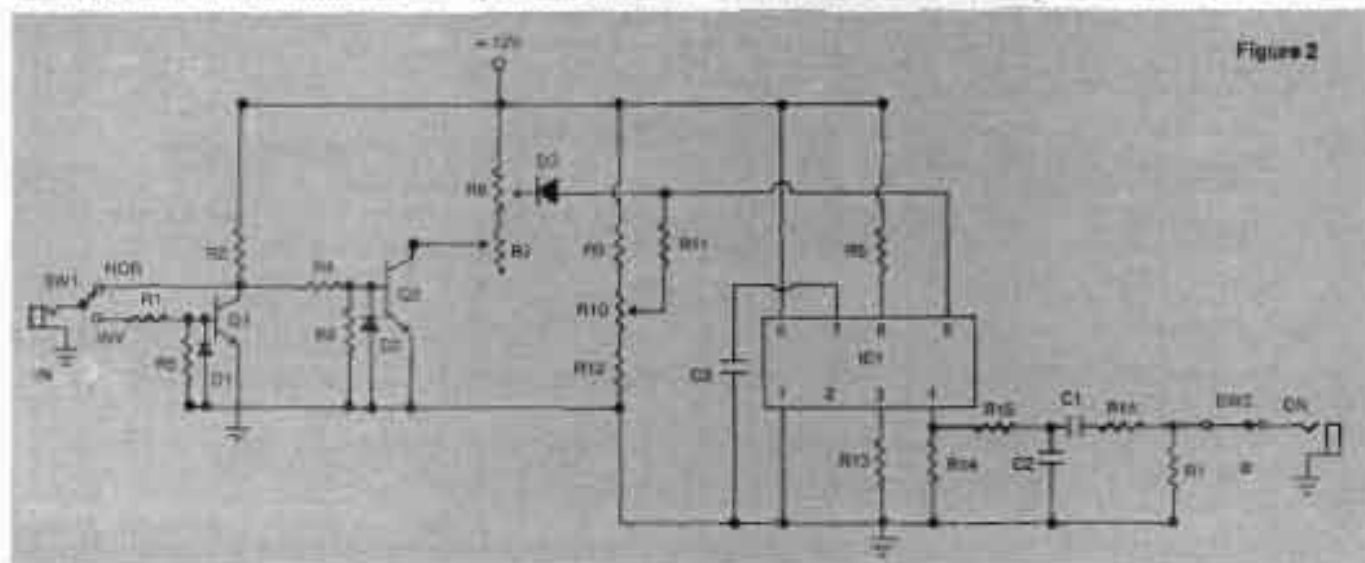


Figure 2

The heart of the circuit is a three-terminal IC — an LM 317 adjustable positive regulator. The circuit must have at least two volts more at the input than required at the output to retain regulation. The IC should be heat-sunk if you apply a very high input voltage. My regulator circuit gets its power from a 15-volt supply and does not run warm even without a heat sink. A power switch is included so that the main power supply can be left on for other purposes.

To adjust the circuit, connect a voltmeter to the output and adjust R1 until the meter reads 12 volts. Be sure to adjust the power supply output voltage before attempting to adjust the modem.

### Construction

None of the circuits are critical, and they can be wired on printed circuit or perf board as desired. We have had three units constructed using the same basic circuit; even though the layouts have been totally different, each has worked without any problems for several months. You should use a metal cabinet if you plan to run the unit in high RF fields. We have not noticed any particular RFI problems with our units. Jacks and cable connectors that match the appropriate connectors on the transmitting device are required.

### Interfacing the Modem

The connection between the Color Computer and modem is through the RS-232 jack marked SERIAL I/O on the rear panel of the computer. The easiest way to obtain the required four-pin DIN plug is to order the Radio Shack printer cable. If you cut it exactly in two, you will have two four-pin cables that can be used as I/O connections. The cable has color-coded conductors that are connected as follows:

Red to ground of modem

Green to output of demodulator

White to input of modulator  
Yellow to positive voltage

Connection to the transmitter is via the audio output or external speaker jack. This connection goes between ground and the demodulator input. The modulator output connects between ground and the microphone or auxiliary input jack on the transceiver. In my particular installation, I ordered an external microphone for the handi-talkie, and installed a mini-stereo jack in it since I didn't want to drill into the case. As an added convenience, I connected the extra conductor in the stereo jack to the PTT line inside the microphone. This line is controlled by a switch on the modem marked XMIT, and allows me to remain in transmit without holding in the PTT switch.

When Ken and I completed the construction of the two modems, the only available software we knew about was Radio Shack's VIDEOTEX terminal program. This machine-language program operates at 300 baud ASCII with even parity protocol. Ken and I were assured of private transmissions as we were the only RTTY stations in the area with 300-baud capability. The modem operates at this speed with no problems, under normal two-meter reception conditions.

One evening I heard from a friend who spends much time on RTTY. He had just finished a contact with a station that was using a TRS-80C on 60 WPM Baudot, the standard used mostly on HF. Bill (W0LHS) told me that a radio ham was communicating with several individuals, all with color computers. He told of sending programs back and forth between terminals and informed me that the software they were using was called RTTYCW, written by K6AEP. Coincidentally Ken had just sent for a RTTY program he read about. His order to Clay Ahrams Software was the same program — RTTYCW. It is capable of 60, 75, 100, and 110 WPM Baudot, as well as 50,

75, 100, 150, and 300 baud ASCII. The program will also send and receive morse code at 1 to 99 words per minute.

There are four message buffers and 12K transmit and receive buffers in a 32K CoCo. If you have a 16K machine, you are limited to a buffer size of about 4K. The transmit buffers can be loaded via tape, and all buffers can be saved to tape for loading at start-up time.

By loading a program saved in ASCII format into the transmit buffer, you can transmit that program to a receiver where it can be saved to tape. Then you can load the tape into the computer at a later time and resave it in standard format. If you want a hard copy of the text, all buffers can be sent to the printer. In short, I cannot say enough about the quality and capability of this software. It has all of the features I wanted when I thought of writing my own program.

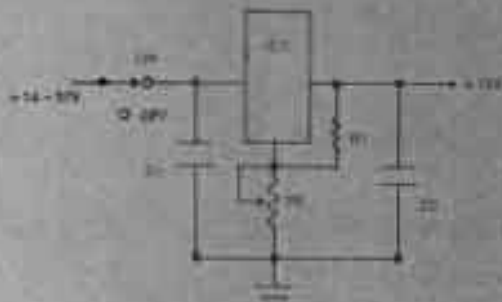
The Color Computer is easy to interface, and the simple modem circuit has provided me with many hours of fun and education. The easy-to-adjust circuit can be built in just a few hours at little expense. If you have any questions or problems with construction, you may contact me at the address below, or on the Color Computer NET. This net meets at 2000 hours UTC Sundays on 14.343 Mhz, and I try to check in regularly. If you write, please enclose a stamped, self-addressed envelope for a reply.

### Bibliography

1. ARPL Staff, "Radio Amateurs Handbook," American Radio Relay League, 1982.
2. Carr, Joseph J., "The UART," *Computers and Programming*, September 1981.
3. Colton, Rondey, "A PLL Demodulator and Modulator," *QST Magazine*, September 1981.
4. DeJong, Marvin L., "Morse Code Send/Receive Program," *Best of MICRO*, Volume 3.
5. Henry, George W., Jr., "ASCII Baudot and Radio Amateur," *QST Magazine*, September 1980.
6. Rouleau and Hodgson, *Packet Radio*, Tab Books, 1981.

You may contact John Striner at ARS WBONFX, 508 Fourth Ave. NW, Riverside, ND 58078.

Figure 3



# PET-to-PET Communications

by F. Arthur Cochrane

## This article describes a machine-language program to transfer an array from one PET to another over the User Port.

I have developed a method to communicate data between two Commodore PETs. Two PETs (PET A and PET B) are needed for on-line data collection and simultaneous graphic display and real-time monitoring of a chemical separations process. The tasks for PET A are instrument set-up, data collection, and data storage on disk. Tasks for PET B are graphic display, and reading and storing information on disk. The data for each transfer between PETs are limited to 14 floating-point values. For this application communication was necessary in only one direction — from PET A to PET B.

### The Method

I employed the user port on the PET to transfer 8-bit data. Table 1 describes the user port signals. The CB2 and CA1 lines are used for handshaking the data. The sender sets the 8-bit port for output mode and the receiver for input mode.

Table 1: User Port Signals

PET Connections	Signal
A	Ground
B	CA1 - Input Handshake Line
C	Most Significant Data Line PA7
D	Data Line PA6
E	Data Line PA5
F	Data Line PA4
H	Data Line PA3
J	Data Line PA2
K	Data Line PA1
L	Least Significant Data Line PA0
M	CB2 - Output Handshake Line
N	Ground

The CB2 line from the sender is connected to the CA1 line of the receiver and acts as a Data Ready signal. The CB2 line from the receiver is connected to the CA1 line of the sender and acts as a Data Accepted signal. The wiring hookup is shown in figure 1.

I could have transferred the data from the BASIC program with PEEKs and POKEs. But for this application, I wrote a simple machine-language program that transfers data much faster and allows the PETs to spend most of their time collecting data and doing numeric calculations, and very little time with the PET-to-PET communication.

The data sent are the first 14 elements of the first dimensioned real array. This puts the restriction on the BASIC program that the first dimensioned array in the program is the one to be sent or received.

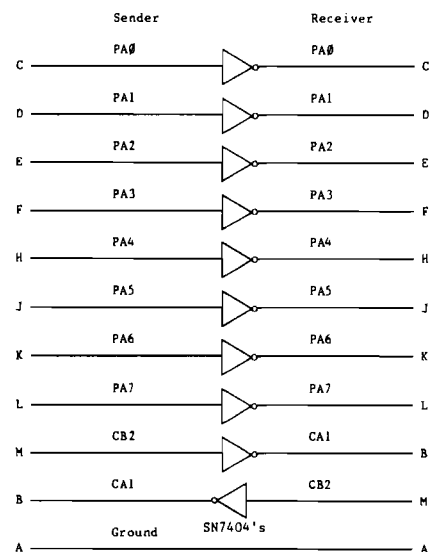
The set-up code for the sender (a SYS 637 command in the program listed) sets CB2 high, sets the data direction register for input, and clears CA1. When the sender wishes to send data, a SYS 634 is initiated in the sender code.

The set-up code for the receiver (a SYS 640 command in the program listed) sets CB2 high, sets the data direction register for input, and clears CA1. Also, the machine code changes the IRQ vector on the receiver to point to the machine-language routine that checks for a Data Ready signal from the sender.

The data are received in the receiver during the 60-Hz keyboard-scan routine, independent of action by the BASIC program. This is done by checking for a Data Ready from the sender each scan. If data are not ready, the normal keyboard scan functions as normal. If data are ready, the receiver code is executed, after which the keyboard-scan code continues. Because the data are received independently of the

BASIC program, the receiver program must be able to determine whether or not new data have been sent. This is done by using the zero element of the array as a flag. The receiver sets the zero element to zero, and the sender

Figure 1. PET to PET Connection



sets it to minus one. These numbers are chosen because PET BASIC takes a value of zero in decisions to be false and a minus one to be true. In an IF statement the receiver PET can check the zero element. If it is minus one, new data have been sent and can be copied to a safe location and the zero element flag can be reset to zero.

### Limitations

Although the sender PET can send information faster than the receiver PET needs it, in this application the sender spends most of its time collecting data and the receiver can plot them very quickly. This is not a problem if only the latest data are needed. If a future problem arises, additional coding in the program can be used to solve it. The additional machine code could check the zero element to see if it

is still minus one from the previous communication, in which case the receiver would not do the communication until it becomes zero.

The current program can be expanded only to send forty-nine elements of an array because the Y register of the 6502 microprocessor is used as a counter. This problem can be overcome by placing a two-byte counter in memory.

## Description of Programs

The first three instructions in lines 1090 to 1110 of the machine code (listing 1) form a jump table. The next group of instructions in lines 1130 to 1170 set up the PET as a sender. After that, lines 1190 to 1250 set up the PET as a receiver. The PET IRQ routine for the receiver starts in line 1280. Lines 1270 to 1320 look for the first Data Ready from the sender by checking the CA1 interrupt flag. The macro in line

1350 loops for the number of bytes to receive. The receiver code waits for a Data Ready, gets the data, and sends a Data Accepted. Line 1420 is the macro that loops for the number of bytes to send. The sender code writes the data, sends a Data Ready, and waits for a Data Accepted. Lines 1500 to 1550 detects a Data Ready or Data Accepted. Data are read or written in lines 1730 to 1820, using the array pointer.

This machine code is for BASIC 2.0 and loads into Cassette Buffer 1. To use the code with BASIC 4.0, the keyboard scan address must be changed from \$E62E to \$E455 and the return to BASIC READY from \$C389 to \$B3FF.

The sample BASIC listing consists of two programs. Lines 100 to 260 form a sender program, and lines 270 to 380 form a receiver program. After the machine code has been loaded into both PETs, the BASIC program (listing 2) is

run by the sequence given in the remarks in lines 120 to 160 of the program.

## Conclusion

This program shows how easy it is to expand the firmware of the Commodore PET to implement new functions. EPROMs can be added to the hardware for these expanded firmware programs. This program also shows how machine language can improve the speed of the PET, and have a program function independently of a BASIC program.

## Acknowledgements

The information contained in this article was developed during the course of work under Contract No. DE-AC09-76SR00001 with the U.S. Department of Energy.

You may contact Mr. Cochrane at E.I. du Pont de Nemours & Co., Savannah River Laboratory, Aiken, SC 29808.

### Listing 1

```
0010 ;THE SENDER PET SENDS THE FIRST FIFTEEN (0-14) ELEMENTS OF
      0020 ; THE FIRST DIMENSIONED ARRAY
      0030
      0040 ;THE RECEIVER PET RECEIVES DATA ALSO IN THE FIRST ARRAY
      0050
      0060 ; SYS 634 - SEND DATA
      0070
      0080 ; SYS 637 - SET UP SENDER PET
      0090
      0100 ; SYS 640 - SET UP RECEIVER PET
      0110
      0120 ;THE RECEIVER PET GETS DATA DURING THE KEYBOARD SCAN.
      0130 ;THE RECEIVER PET CAN DETECT IF NEW DATA HAS BEEN RECEIVED
      0140 ; BY CHECKING THE ZERO ELEMENT OF THE ARRAY. IF NEW DATA
      0150 ; HAS BEEN RECEIVED THEN MOVE IT AND RESET THE
      0160 ; ZERO ELEMENT.
      0170
      0180 ;IF THE PET HANGS UP AND THE STOP KEY DOES NOT FUNCTION
      0190 ; USE THE KEY TO RETURN TO READY.
      0200
      0210 POINTER .DE 44 ;START OF ARRAYS
      0220 IRQ .DE $90 ;PET IRQ VECTOR
      0230 READY .DE $C389 ;WARM START OF BASIC
      0240 PET.IRQ .DE $E62E ;PET IRQ ROUTINE
      0250 PIAK .DE 59410 ;KEYBOARD PORT
      0260
      0270 ;HEADER BYTES/ELEMENT * ELEMENTS MOVED - ONE LESS
      0280 ; 7 5 * 15 - 1
      0290 COUNTER .DE 775-1 ;BYTES TO TRANSFER
      0300
      0310 HDATA .DE 59457 ;DATA WITH HANDSHAKE
      0320 DDR .DE 59459 ;DATA DIRECTION REG
      0330 AUXREG .DE 59467 ;AUXILLARY CONTROL REG
      0340 POREG .DE 59468 ;PERIPHERAL CONTROL REG
      0350 IFREG .DE 59469 ;INTERRUPT FLAG REG
      0360 DATA .DE 59471 ;DATA REG
      0370
      0380 ;SET REGISTER 3 FOR INPUT OR OUTPUT
      0390 !!!SET.DIR .MD (...DIR)
      0400 LDA #...DIR
      0410 STA DDR
      0420 .ME
      0430
      0440 ;SET BITS IN SPECIFIED REGISTER WHICH CORRESPOND WITH
      0450 ;1'S IN MASK.
      0460 !!!SET.BIT .MD (...MASK ...REG)
      0470 LDA #...MASK
      0480 ORA ...REG
      0490 STA ...REG
      0500 .ME
      0510
      0520 ;CLEAR BITS IN SPECIFIED REGISTER WHICH CORRESPOND
      0530 ;WITH 1'S IN MASK.
      0540 !!!CLR.BIT .MD (...MASK ...REG)
      0550 LDA #...MASK
      0560 EOR #%11111111 ;INVERT MASK
```

### Listing 1 (Continued)

```
0570 AND ...REG
0580 STA ...REG
0590 .ME
0600
0610 ;SET IRQ VECTOR TO NEW VALUE
0620 !!!SET.IRQ .MD (...VECTOR)
0630 SEI ;DISABLE IRQ'S
0640 LDA #L,...VECTOR
0650 STA *IRQ
0660 LDA #H,...VECTOR
0670 STA *IRQ1
0680 CLI ;RESTORE IRQ'S
0690 .ME
0700
0710 LOOP ROUTINE FOR SENDING AND RECEIVING
0720 !!!LOOP .MD (...FIRST ...SECOND ...THIRD)
0730 SEI ;DISABLE IRQ'S
0740 LDY #COUNTER ;SETUP POINTER TO AF
0750 ..AGAIN JSR ...FIRST
0760 JSR ...SECOND
0770 JSR ...THIRD
0780 DEY ;DECREMENT THE COUN
0790 BPL ...AGAIN ;INCLUDES ZERO
0800 CLI ;RESTORE IRQ'S
0810 RTS
0820 .ME
0830
0840
0850 .BA 634 ;FIRST CASSETTE BUFI
0860 .CE ;CONTINUE IF ERRORS
0870
0880 .PR PET TO PET COMMUNICATION
0890
0900
0910 .PR STORE OBJECT CODE? (ONO, 1YES)
0920 OBJ .IN OBJ
0930 IFN OBJ
0940 .OS
0950 ***
0960
0970 .PR LISTING OUTPUT? (ONO, 1YES)
0980 LISTIT .IN LISTIT
0990 IFN LISTIT
1000 .LS
1010 .PR EXPAND MACROS? (ONO, 1YES)
1020 EXPAND .IN EXPAND
1030 IFN EXPAND
1040 .ES
1050 ***
1060 ***
1070
1080 ;JUMP TABLE
027A- 4C EC 02 1090 JMP SEND.MAIN ;SYS 634 FOR SENDINC
027D- 4C 83 02 1100 JMP BEGIN.S ;SYS 637 FOR SENDER
0280- 4C 9E 02 1110 JMP BEGIN.R ;SYS 640 FOR RECEIVI
1120
```

## Listing 1 (Continued)

```

1130 BEGIN.S      SET.BIT ($11100000 PCREG) ;SET CB2 HIGH
0283- A9 E0
0285- OD 4C E8
0288- 8D 4C E8

1140              SET.DIR ($11111111) ;SET FOR OUTPUT

028B- A9 FF
028D- 8D 43 E8

1150              CLR.BIT ($00011100 AUXREG) ;DISABLE SHIFT REGIS

0290- A9 1C
0292- 49 FF
0294- 2D 4B E8
0297- 8D 4B E8

029A- AD 41 E8    1160      LDA HDATA          ;CLEARS CA1
029D- 60          1170      RTS
                  1180
                  1190 BEGIN.R      SET.BIT ($11100000 PCREG) ;SET CB2 HIGH

029E- A9 E0
02A0- OD 4C E8
02A3- 8D 4C E8

1200              SET.DIR ($00000000) ;SET FOR INPUT

02A6- A9 00
02A8- 8D 43 E8

1210              CLR.BIT ($00011100 AUXREG) ;DISABLE SHIFT REGIS

02AB- A9 1C
02AD- 49 FF
02AF- 2D 4B E8
02B2- 8D 4B E8

02B5- AD 41 E8    1220      LDA HDATA          ;CLEARS CA1
                  1230      SET.BIT ($00000001 AUXREG) ;ENABLE LATCHING OF

02B8- A9 01
02BA- OD 4B E8
02BD- 8D 4B E8

1240              SET.IRQ (LOOK)      ;CHANGE PET IRQ VECTOR

02C0- 78
02C1- A9 CE
02C3- 85 90
02C5- A9 02
02C7- 85 91
02C9- 58

02CA- 60          1250      RTS
                  1260
02CB- 4C 2E E6    1270      JMP PET.IRQ          ;TO PET IRQ ROUTINE
02CE- A9 02          1280      LOOK      LDA #00000010
02D0- 2C 4D E8    1290          BIT IFREG
02D3- F0 F6          1300      BEQ PETROUT      ;CA1 NOT SET SO NO DATA RE
02D5- 20 DB 02    1310          JSR REC.MAIN
02D8- 4C CB 02    1320          JMP PETROUT      ;FINISH UP PET IRQ ROUTINE
                  1330
                  1340 ;MAIN RECEIVER ROUTINE
                  1350 REC.MAIN  LOOP (WAIT.CA1 RECEIVE SEND.CB2)

02DB- 78
02DC- A0 51
02DE- 20 FD 02
02E1- 20 27 03
02E4- 20 0A 03
02E7- 88
02E8- 10 F4
02EA- 58
02EB- 60

1360
1370 ;1. WAIT FOR DATA READY
1380 ;2. GET DATA & CLEAR CA1
1390 ;3. SEND DATA ACCEPTED
1400
1410 ;MAIN SENDER ROUTINE
1420 SEND.MAIN  LOOP (SENDER SEND.CB2 WAIT.CA1)

02EC- 78
02ED- A0 51
02EF- 20 1F 03
02F2- 20 0A 03
02F5- 20 FD 02
02F8- 88
02F9- 10 F4
    
```

## Listing 1 (Continued)

```

02FB- 58
02FC- 60

1440 ;1. WRITE DATA & CLEAR CA1
1450 ;2. SEND DATA READY
1460 ;3. WAIT FOR DATA ACCEPTED
1470
1480
1490 ;WAIT FOR CA1 TO BE SET
02FD- A9 02    1500      WAIT.CA1  LDA #00000010      ;MASK TO READ CA1
02FF- 2C 12 E8 1510      LOOP      BIT PIAK          ;TEST FOR PANIC KEY
0302- 10 29    1520          BPL ESCAPE      ;IF KEY THEN SIGN BIT S
0304- 2C 4D E8 1530          BIT IFREG
0307- F0 F6    1540          BEQ LOOP          ;LOOP IF CA1 NOT SET
0309- 60          1550          RTS
                  1560
                  1570 ;SEND DATA READY OR DATA ACCEPTED
030A- 20 16 03 1580      SEND.CB2  JSR TOGGLE.CB2
030D- EA          1590          NOP          ;DELAY SOME
030E- EA          1600          NOP
030F- EA          1610          NOP
0310- EA          1620          NOP
0311- EA          1630          NOP
0312- 20 16 03 1640          JSR TOGGLE.CB2
0315- 60          1650          RTS
                  1660
                  1670 ;SET CB2 TO REVERSE STATE
0316- A9 20    1680      TOGGLE.CB2 LDA #00100000      ;MASK FOR CB2 OUTPUT COM
0318- 4D 4C E8 1690          EOR PCREG          ;TOGGLE BIT 5
031B- 8D 4C E8 1700          STA PCREG          ;WHICH CHANGES CB2 HIGHL
031E- 60          1710          RTS
                  1720
                  1730 ;SET DATA TO SEND OUT
031F- B1 2C    1740      SENDER  LDA (PTRNTR),Y
0321- 49 FF    1750          EOR #11111111      ;INVERT FOR INVERTERS
0323- 8D 41 E8 1760          STA HDATA          ;CLEARS CA1
0326- 60          1770          RTS
                  1780
                  1790 ;STORE DATA RECEIVED
0327- AD 41 E8 1800      RECEIVE  LDA HDATA          ;CLEARS CA1
032A- 91 2C    1810          STA (PTRNTR),Y
032C- 60          1820          RTS
                  1830
                  1840
                  1850 ;ESCAPE CODE IF PANIC KEY ( ) PRESSED
032D- 58          1860      ESCAPE  CLI
032E- 4C 89 C3 1870          JMP READY          ;RETURN TO BASIC
                  1880
                  1890
                  1900          .EN

END OF MAE PASS!

--- LABEL FILE: ---

AUXREG E84B      BEGIN.R 029E      BEGIN.S 0283
COUNTER 0051    DATA E84F      DDR E843
ESCAPE 032D     EXPAND 0001    HDATA E841
IFREG E84D      IRQ 0090      LISTIT 0001
LOOK 02CE      LOOP 02FF      OBJ 0000
PCREG E84C     PET.IRQ E62E    PETROUT 020B
PIAK E812      POINTER 002C    READY C389
REC.MAIN 02DB  RECEIVE 0327    SEND.CB2 030A
SEND.MAIN 02EC SENDER 031F    TOGGLE.CB2 0316
WAIT.CA1 02FD
//0000,0331,0331
    
```

## Listing 2

```

100 REM PET TO PET TEST PROGRAM
110 REM SENDER PROGRAM
120 SYS 637:REM SET UP FOR SEND
130 PRINT "SEND CONT":STOP
140 DIM X(6):REM DEFINE ARRAY TO SEND
150 FOR I=0 TO 6:READ X(I):NEXT:REM LOAD ARRAY
    TO SEND
160 SYS 634:REM SEND DATA
170 END
180 DATA -1,1,2,3,4,5,6
190 REM
200 REM RECEIVER PROGRAM
210 SYS 640:REM SET UP FOR RECEIVING
220 PRINT "RECV CONT":STOP
230 DIM X(6):X(0)=0:TB=34
240 FOR I=1 TO 6:X(I)=0:NEXT
250 PRINT "CURRENT ARRAY ELEMENTS":
260 FOR I=1 TO 6:PRINT X(I):NEXT
270 IF X(0) THEN PRINT " ":FOR I=1 TO 6:PRINT X(I)
:NEXT:PRINT "RECV ARRAY RECEIVED":X(0)=0
280 PRINT "S";TAB(TB);"R";TI$;
290 GOTO 270
    
```

# Multi-Microprocessor Tidbits

by Mike Rosing

**Running a 6502 and 6809 in the same computer simultaneously creates a powerful device. This article describes problems you might encounter and a general description of a specific task for which two processors were used.**

Watching two 300-baud lines simultaneously and recalling each record that comes over those lines is easy with a multiprocessing system. By using two Asynchronous Communication Interface Adaptors (ACIAs) connected to an Apple's Interrupt Request Line (IRQ) and a Stellation Two 6809 board, the data collection is done in background and the data display is done in foreground.

Some problems running two micros simultaneously include waking up, communication, and debugging. The major problem is finding a 6809 assembler for the Apple. At the time I purchased the Stellation Two board there was no software. Now you can get a very nice assembler and debugger from Stellation Two for about \$150.

I bought the assembler package that runs under the UCSD p-System from Softech Microsystems. It works on the Apple Pascal system but is difficult to transfer from the 8-inch floppy (with no paper work to tell how to read the disk) to the Apple 5 1/4-inch floppy. The assembler also has several bugs. For \$12,000 Softech will release the source listing but they won't fix the bugs for you!

The hardware consists of an Apple II with a 16K board in slot zero. The board was modified by breaking a tie and soldering a circle on the Apple 16K board to allow use of 2716 EPROMs. When the Apple is turned on the 2716 holds the reset vector enabling the Apple to become a dedicated machine.

The Stellation Two 6809 board has an EPROM slot built in so no modification of that board is necessary. The ACIAs are mounted on an Apple prototype board along with a few chips for buffers and logic for chip selection.

Each 300-baud line is terminated in a line receiver chip. The receiver outputs go to two Synertek ACIAs. After building the board with two crystals I learned that four ACIAs could be run with one crystal by using the clock outputs on the chips and programming the ACIAs correctly. It is possible to talk and listen to four serial lines using the multiprocessing system described here.

The wake-up routine for each computer is different. When Reset is pressed the 6502 is on and the 6809 is off. The 6502 executes the following code to turn the 6809 on [note that all interrupt lines are high before the 6809 is turned on]:

```

SLOT EQU 70 ;6809 slot pos. (ex.)
IRQ02 EQU C080 + SLOT ;6502 IRQ line
HALT EQU C081 + SLOT ;6809 halt line
RESET EQU C082 + SLOT ;6809 reset line
NMI EQU C083 + SLOT ;6809 non-maskable
; interrupt line
FIRO EQU C084 + SLOT ;6809 fast interrupt in
IRQ EQU C085 + SLOT ;6809 interrupt reqst in
ROM EQU C086 + SLOT ;on bd ROM enable bit
; for Stellation Two
SWAP EQU C087 + SLOT ;switches A15 to be
; opposite or same
; as 6502
;most significant bit of each location determines
; what lines will do

LDA #0 ;ensure that
STA HALT ;6809 is
STA RESET ;off
    
```

```

STA IRQ02 ;6502 interrupt goes out invert gate
LDA #80 ;raise
STA FIRO ;all 6809
STA IRQ ;interrupt
STA NMI ;lines
STA SWAP ;tells 6809 bd that A15 isn't flipped
;both CPU s view RAM the same way
STA ROM ;80 - ROM slot used, 00 - not used
STA HALT ;6809 on and
STA RESET ;going through reset procedure
    
```

When the 6502 reaches the last instruction the 6809 is on and running. The 6502 goes at about 1/5th its normal pace and the 6809 goes at full speed.

The 6809 wake-up routine is simple. As shown below, the 6809 defines its stacks, turns on the ACIAs and then unmask its IRQ line.

```

WAKEUP ORCC #50H ;mask interrupts
LDU #USRSTK ;set up
LDS #SYSSTK ;stack pointers
CLR STATUS ;set up
CLR STATUS + 4 ;ACIAs with
LDA #16H ;1 stop, 8 data bits
STA CNTRL ;300 baud
STA CNTRL + 4 ;no parity
LDA #1 ;receiver interrupt
STA CMD ;enabled
STA CMD + 4 ;transmitter disabled
CLRA ;set direct page
TFR A,DP ;same as Apple's zero pg
ANDCC #OEFFH ;enable IRQ
    
```

The addresses used depend on the logic used to get to each ACIA. These can be set using equates at the beginning of the code file.

The background task of collecting data from two serial lines is accomplished using interrupts from the ACIAs to the 6502 and the IRQ line from the 6502 to the 6809. This allows the operator to view call data from two hours ago at the same time new calls are coming in.

Once eight bits have been collected, either ACIA pulls the IRQ low to the 6502. The 6502 vectors to the interrupt handler and checks each ACIA to see which one is requesting service. If both ACIAs are requesting service, then IRQ will not clear and the 6502 will vector to the interrupt handler again. At 300 baud there is no loss of data for an interrupt handler that takes less than 30

milliseconds. When the 6809 is the master computer, the 6502 runs at about 1/5th normal speed. An average instruction takes four clock cycles on the 6502. Taking  $5 \cdot 1E - 6$  seconds as a clock cycle and  $4 \cdot 5E - 6$  seconds as an instruction (on average), the total number of instructions before loss of data is  $3E - 2/2E - 5 = 1.5E + 3$ . The interrupt handler in my system uses only 50 instructions. This allows plenty of time for foreground.

The beginning of the interrupt handler for the 6502 is shown below. After saving the registers, each ACIA must be polled to find which one is requesting service. Reading the status register of the 6551 ACIA clears the interrupt. The most significant bit tells the 6502 if the interrupt came from the device polled.

```
INTRPT PHA ;save
        TYA ;all
        PHA ;registers
        TXA
        PHA
        BIT P1STUS ;port 1 status checked
        BMI BOX1 ;if N bit set then ACIA 1
                ;gave interrupt
        BIT P1STUS + 4 ;port 2 status checked
        BMI BOX2 ;if N bit set then ACIA 2
                ;gave interrupt
        LDA ERMSG ;if neither set then there
                ;was an error
        JMP PRNTMSG ;so tell operator and
                ;then stop
```

After saving the byte into the buffer and incrementing the buffer pointer, the 6502 pulls all registers from the stack and executes RTI. The error message at the end is for debugging purposes. The IRQ from the 6809 to the 6502 goes through an inverting gate; this caused some problems before discovery.

At the end of each serial line the computer sends a start of text (STX) and end of text (ETX) for each message. The 6502 reads an entire message from STX to ETX and saves this to an input buffer. Upon receiving an ETX, it saves the line number in a common location

and pulls the 6809 IRQ. The 6809 checks which line has sent a completed message and then processes that buffer. There are many choices for the 6809, so its interrupt handler is over 250 instructions. Since the 6809 is the master CPU it takes about the same time as 50 instructions on the 6502. The 6809 also has more foreground tasks to do than the 6502. Both programs fit in 2K EPROMs. The rest of memory is used for record storage.

The beginning of the 6809 interrupt handler is shown below. A mailbox system is used to tell the 6809 which buffer to take care of. Since the IRQ is masked on vectoring to the interrupt, levels of interrupt are not allowed without unmasking. Because the operation of two 300-baud lines is slow, no attempt was made to make this system that complex.

```
INTRPT LDA #80H ;raise
        STA IRQ ;6809 IRQ line
        LDA IJOB ;box 1 or 2?
        STA TJOB ;save in case another
                ;interrupt is coming in fast
        BNE BOX2 ;non zero for box 2, zero
                ;for box 1
        LDD B1IB ;X reg is
        BRA GTBUF ;input buffer
BOX2 LDD B2IB ;pointer
GTBUF EXG A,B ;swap byte sex (this is
                ;important!)
        TFR D,X ;now have input buffer ptr
        NEGB ;go back to first char
        LDA B,X ;get first char in buffer
```

The location IJOB is the mailbox. TJOB is a temporary storage location in case another interrupt is attempted from the other box. B1IB [Box 1 Input

alone, it is easy to step through the input buffer. When B is zero, the end of the buffer has been reached.

The memory is organized with two 256-byte buffers for the input messages. Above those are two 1K buffers for "live calls." These are 32 slots (one for each phone line), which are 32 bytes each. When a call is finished, the slot corresponding to that line is packed in BCD format into the top of memory. This region is actually a ring buffer that holds about 2400 calls. As more calls come in, old calls are lost.

The operator can examine either live calls or past calls by using menu commands. The 6502 constantly polls the keyboard in foreground and when a key is pressed the processor compares the key to the acceptable commands. The 6502 then jumps to the routine that gathers the data the 6809 foreground program needs. For example, searching past records for all calls to area code 307 requires the 6502 to put the message "AREACODE?" on the screen. The 6502 then reads the keyboard for the area code and saves it to a common zero-page location. The 6809 is constantly checking a common location known as a mailbox. As long as the mailbox is zero the 6809 foreground has little to do. Once the 6502 gets the area code into a common buffer it puts a job number into the mailbox. The 6502 then goes to an input routine that controls the paging of records (since only 24 lines are visible on the screen at a time).

---

**"When the 6809 is the master computer,  
the 6502 runs at about 1/5th normal speed."**

---

Buffer] and B2IB are 6502 zero-page pointers that tell the 6502 where to put the next input character. The 6809 uses these as pointers to the input buffers as well as for the length of the message in the buffer. By incrementing the B register and leaving the X register

The foreground codes for the 6502 and 6809 are similar. The 6502 scans the keyboard location to see if any key has been pressed. The 6809 scans a mailbox to see if any jobs have been requested. In the meantime the background is running *via* interrupts. The

# OHIO SCIENTIFIC

## NEW PROGRAMS!

**SCOUT**—Full color, machine language, fast action and graphics! After a year of development, comes the all machine language **SCOUT**. Patrol the planet surface protecting and saving the human population from abductors. Turn your OSI into a real arcade!

\$24.95 C4PMF, C8PDF.

Send for our FREE catalog. We have what you want for less: S-FORTH \$39, FULL SCREEN EDITOR \$19, ADVENTURE \$19, SKYHAWK \$8, TOUCH TYPING \$19, INTELLIGENT TERMINAL \$24, THE WIZARD'S CITY \$12, UTILITIES, and much more for the C1P to the C8PDF.

(312) 259-3150

**AURORA SOFTWARE**

37 S. Mitchell  
Arlington Heights,  
Illinois 60005

Circle No. 19

## COMPU SENSE

### CARDBOARD 6 \$87.95

An expansion interface for the VIC-20. Allows expansion to 40 K or accepts up to six games. May be daisy chained for more versatility.

### CARDBOARD 3 \$39.95

Economy expansion interface for the VIC-20

### CARD "?" CARD/PRINT \$79.95

Universal Centronics Parallel Printer Interface for the VIC-20 or CBM-64. Use an Epson MX-80 or OKIDATA or TANDY or just about any other.

### CARDETTE \$39.95

Use any standard cassette player/recorder with your VIC-20 or CBM-64

### LIGHT PEN \$29.95

A light pen with six good programs to use with your VIC-20 or CBM-64

Prices subject to change.

TO ORDER: P. O. BOX 18765  
WICHITA, KS 67218  
(316) 263-1095

Personal Checks Accepted (Allow 3 Weeks)  
or C.O.D. (Add \$2) Handling Charges \$2.00

Circle No. 21

6809 foreground code is shown in the next code listing. Once the 6502 has collected all the data from the operator, it sends the 6809 a job number via a JOBBOX. The 6809 continuously scans the JOBBOX until a non-zero value appears via the 6502. It uses this job number as an index into a pointer table, and the job is executed as a subroutine. The code is written as relocatable, which really is not necessary for the job at hand. (This is only one of many ways to communicate between the two computers.)

```

JOBBOX EQU 4 ;zero pg for both
                6502 and 6809
START LDA JOBBOX ;any jobs?
      BEQ START ;loop till there is
      ASLA ;convert job number
                to offset
      LEAX JMPVEC,PCR ;get tbl address into
                X reg
      LDX A,X ;get relative offset
                into code
      LEAY WAKEUP,PCR ;get actual start of
                code location
      TFR Y,D ;relative offset plus
      JSR D,X ;starting loc gives
                absolute position
      BRA START ;look for next job
                ;never used
JMPVEC WORD DUMMY ;when assembled will
      WORD JOB1 ;hold offsets into
      WORD JOB2 ;file from zero pos
      WORD JOB3 ;which was wakeup
      ..... in this case
    
```

Once the 6809 gets a job number it jumps to the routine requested. In this case it packs the area code sent by the 6502 into BCD format and then scans all of the ring buffer for calls matching that area code. On a match the record is unpacked onto the screen. When 24 records have been found the 6809 waits for the 6502 to send a go signal to keep looking. Once all of the ring buffer has been scanned, both 6502 and 6809 return to polling their respective memory locations for the next foreground job. Meanwhile the background is still recording information coming over the two lines.

The 6809 can scan for input lines, output lines, authorization codes, and status messages, as well as area code. Each of these are part of a call record. The routines that scan memory use some common subroutines for bumping from one record to the next in the ring buffer. The Stellation Two board can support a 4K EPROM, but only 2K is needed for this dedicated application.

Choosing what each processor should do is arbitrary. The system described here uses the 6502 for interactive I/O operations and the 6809 for

all memory tasks. I find the 6809 easier to program than the 6502. Whether or not one microprocessor could do all the above as fast as two is not clear

The 6502 routine uses the 16K of RAM on the card as well as the 2K EPROM. By writing itself onto the RAM and then throwing the soft switch that allows the RAM to be read/write, the full 16K is available. The 6809 uses the bottom part of this RAM for its stack, leaving the 48K of RAM on the mother board for buffers. The code that does this follows:

```

RAMWRT EQU C089 ;write enable RAM cd
RAMRD EQU C08B ;read enable RAM cd

TRONST LDA #OFF ;will be zero
      BEQ TRON2X ;on warm start
      LDA RAMWRT ;write enable
      LDA RAMWRT ;RAM cd while getting
                code from EPROM
      LDA #0 ;clear index counter
      TAY
      STA 0 ;set zero pg ptr to start
                of ROM
      LDA #0F8 ;which is F800
      STA 1 ;up to FFFF
      LDA @0,Y ;get a byte from ROM
      STA @0,Y ;copy into RAM!
      INY ;bump counter
      BNE $1 ;bump
      INC 1 ;zero-page counter
      BNE $1 ;until past FFFF
      LDA #0 ;set RAM for warm
                reset
      STA TRONST + 1 ;because we don't
                need to do this again

TRON2X LDA RAMRD ;read/write
      LDA RAMRD ;enable RAM
      ; at this point the EPROM is not used
      ; but its code is running in RAM on the
      ; 16K board. On a warm reset the
      ; above code is bypassed since the
      ; reset vector is unchanged but the
      ; branch instruction will see zero
    
```

Debugging the above system required putting out messages on the screen to state how far into its program each computer had gotten. When I put 6502 messages at the top of the screen and 6809 messages at the bottom, the problem point was found easily. Usually the problems I had were byte-sex related or mailboxes not at the same address. By clearly separating the tasks of the two processors, mistakes and bugs can be found relatively quickly.

The specific examples used above work. They are not necessarily the only way to do multiprocessing in a dedicated environment. If you spend time deciding what each computer should do, the power of multiprocessing will become apparent.

You may contact Mike Rosing at 4260 E. Evans Ave., Denver, CO 80222.

**MICRO**





# FOR YOUR APPLE II

Industry standard products at super saver discount prices

## SOFTWARE

ARTSCI	List	SGC
Magicalc	\$149.00	\$ 99.00
Magic Window II	149.00	99.00
DBase (Apple)	695.00	475.00
<b>BRODERBUND</b>		
Payroll	\$395.00	\$295.00
Choplifter	34.95	25.00
Arcade Machine	44.95	29.95
Serpentine	34.95	25.00
Home Accountant	74.95	55.00
Home Accountant Plus	150.00	109.00
<b>DATAMOST</b>		
Snackattack	\$ 29.95	\$ 22.50
Thief	29.95	22.50
Swashbuckler	34.95	24.95
Zork I, II, or III	39.95	27.95
Starcross	39.95	27.95
Format II	250.00	175.00
System Saver & Fan	59.95	49.00
Multiplan	275.00	199.00
<b>ON LINE</b>		
Mystery House	\$ 24.95	\$ 19.95
Cranston Manor	34.95	24.95
Frogger	34.95	24.95
Screen Writer II	129.95	99.95
Memory Management II	49.95	39.95
<b>PEACHTREE</b>		
GL, AR, AP		
Inventory, Payroll	ea. \$400.00 ea.	\$295.00
Micro Buffer II	299.00	249.00
<b>SENSIBLE SOFTWARE</b>		
Super Disk Copy III	\$ 29.95	\$ 22.95
DOS Plus	24.95	17.95
<b>SERIOUS SOFTWARE</b>		
Bandits	\$ 34.95	\$ 26.95
Epoch	34.95	26.95
Fly Wars	29.95	22.95
Gorgon	39.95	29.95
Sneakers	29.95	22.95
Joy Port	74.95	59.95
Wizardry	49.95	34.95
Night of Diamonds	34.95	26.95
Star Maze	34.95	26.95
PFS	125.00	89.95
PFS Report	95.00	69.95
PFS Graph	125.00	89.95
Data Capture 4.0	64.95	49.95
Merlin/Assembly Lines	119.95	89.95
Merlin	64.95	49.95
ASCII Express Pro	129.95	99.95
Transend II	149.00	119.00
Transend I	89.00	65.00
DB Master	229.00	165.00
DB Utility Pack	99.00	79.00
<b>STRATEGIC SIMULATION</b>		
All Software	\$ 59.95	\$ 39.95
All Software	39.95	27.95
<b>SYNERGISTIC SOFTWARE</b>		
Wilderness & Dungeon	\$ 32.50	\$ 24.95
GPL	64.95	49.95
TG Joystick	59.95	45.00
Select-A-Port	59.95	45.00
Wordstar		325.00
Spellstar		175.00
SuperCalc		175.00
VisiCalc		179.00

## SPECIAL AND NEW

### FRANKLIN ACE 1000 COMPUTER

Hardware and Software compatible with Apple II ..... \$950

FRANKLIN ACE 1000 COMPUTER plus DISK DRIVE, CONTROLLER, and MAGICALC ..... \$1,250

### EXPAND-A-RAM™ PLUS MAGICALC™

Everything that Visicalc™ can do and much more — plus additional memory. Fully compatible with Visicalc. Includes DOS, CP/M, Pascal Disk Emulator. No preboot or Apple modification required.

64K EXPAND-A-RAM plus MAGICALC ..... \$375

128K EXPAND-A-RAM plus MAGICALC ..... \$449

### APPLEurance II™

Diagnostic Disk Controller and System Assurance Package. Standard disk controller plus automatic check of system hardware ..... \$99

### 5 1/4" DISK DRIVE

Use with either standard Apple II disk drive or APPLEurance II ..... \$249

### GRAPHITTI CARD

Prints HIRES page 1 or 2 from onboard firmware. Features: True 1:1 aspect ratio, prints emphasized mode, reverse mode, rotates 90 degrees... plus more. Compare all this with the Grappler. We think you'll agree that this is the best graphics card on the market. Specify for use with EPSON, NEC-8023, C-ITOH Prowriter, or Okidata.

(List: \$125) ..... \$89

### PARALLEL PRINTERS

#### NEC 8023 or C-ITOH 8510

(Virtually identical) Specifications: • 100 CPS dot matrix printer • 80 column print—136 characters per line • Tractor/friction feed • 7 different print fonts included • 2K printer buffer • Proportional spacing • Bit image graphics and graphic symbols.

NEC 8023 or C-ITOH ..... \$475

NEC 8023 or C-ITOH 8510 with Parallel Interface and Cable ..... \$550

EPSON 100 with Parallel Interface and Cable ..... \$775

BROTHER Daisywheel Printer ..... \$895

### VERSACard FROM PROMETHEUS

Four cards on one! With true simultaneous operation. Includes: (1) Serial Input/Output Interface, (2) Parallel Output Interface, (3) Precision Clock/Calendar, and (4) BSR Control. All on one card. Fully compatible with CP/M\* and Apple Pascal\*.

(List: \$249) ..... \$169

## WORD PROCESSING SPECIAL WITH WORDSTAR AND SUPERCALC!

Do professional word processing on your APPLE. All necessary hardware and software included. Complete 80 column video display, enhanced character set, 16K memory board, Z-Card with CP/M\* software, Wordstar and word processing software and SuperCALC.

(List: \$1,228) ... Special at \$795

Z-80 CARDS	List	SGC
Microsoft Softcard Z-80	\$399.00	\$289.00
ALS Synergizer	749.00	595.00
U-Z-80 Processor Board		125.00
Microsoft+Premium Syst.		595.00

80-COLUMN CARDS	List	SGC
Smarterm 80-Col Display	\$345.00	\$225.00
Smarterm Expanded Character Set		40.00
Combination Smarterm & Exp. Char. Set		260.00
Videx Videoterm		275.00
Videx Enhancer II	149.00	125.00
Videx VisiCalc Preboot	49.95	45.00

MODEMS FOR YOUR APPLE II	List	SGC
Hayes Smartmodem 300		\$229.00
Hayes Smartmodem 1200	699.00	550.00
Micromodem II		279.00
Hayes 100 Baud		Call
Apple Cat II	389.00	299.00
D Cat Modem	199.00	175.00

MONITORS	List	SGC
Amdek 300G Green		\$159.00
Color—Taxam RGB with Interface		395.00

PARALLEL INTERFACE	List	SGC
Centronics Compat. PRT-1		\$ 69.00

JOYSTICK	List	SGC
Replaces two Apple Paddle Controllers	\$ 59.00	\$ 39.00

FUNCTION STRIP	List	SGC
	\$ 79.00	\$ 65.00

MEMORY EXPANSION	List	SGC
Prometheus 16K RAM Module complete	\$169.00	\$ 65.00

5 1/4" FLOPPY DISKS	List	SGC
Box of 10 with hub rings		\$ 19.95
With other purchase		23.00
Without other purchase		

All equipment shipped factory fresh. Manufacturers' warranties included. California customers add 6 1/2% tax. Include payment by personal check, money order, or cashier's check with order and SGC will pay shipping charge. Call for amount of shipping charge when paying by credit card.

All items are normally in stock

**(415) 490-3420**

... And we'll be here to help after you receive your order. Feel free to call the SGC Technical Staff for assistance.




The mail order specialists

342 Quartz Circle, Livermore, CA 94550

# In-House Communication

by Phil Daley



MICRO has always been in the forefront of disseminating information useful to computerists of many types of systems. This necessitates our having different kinds of hardware, disks, and tape formats. In addition, the staff must know many different languages and dialects. To help overcome this drawback, we have established a centralized system that other computers can "talk" to and, eventually, receive from.

At MICRO, we have set up a system that utilizes a 6809 computer, the FOCUS, as the end source of all our files, and a word-processing system called TYPE+, written by Bob Tripp. An interface to a Compugraphic Editwriter allows us to transfer text files to the phototypesetter without human intervention, and to typeset those files without further editing. This is made possible by preprocessing the text files with the TYPE+ program.

Author-submitted and in-house articles and programs are written on whatever computer is available and appropriate to the task at hand. Then they are sent to the FOCUS using the Stylograph text editor, entry mode. This program takes the text or listing in from the serial port and stores it line by line in the 6809 RAM [see listing 1], then the file is saved to disk. The Stylograph

text editor imposes two restrictions on the listings: the first character on a line cannot be a "#", and the input buffer on the Flex operating system must not exceed 128 characters, including the carriage return. A line that is too long results in a carriage return being unaccepted, and the remainder of the file continuing to overflow the buffer. Although you will have quite a mess on the screen, you need only delete the current line to enable a normal SAVE operation.

The TYPE+ program includes a word processor that has the several Editwriter keyboards encoded to special keys on the FOCUS, enabling screen display of all the special Editwriter functions. In addition to the preprocessing function, we use the FOCUS as an additional Compugraphic terminal for normal typesetting input.

Since the Editwriter uses different ASCII codes for display than a standard computer, and has several dozen extra keys and codes, it is necessary to convert many of the standard codes in the text file to the non-standard Editwriter format. In addition, the display uses standard ASCII whenever possible, so the normal keys have to be converted from standard display to Editwriter display when transferring the file.

The standard file includes special Editwriter information so that the Compugraphic will understand what to do with the file when it arrives. Such things as font number and type size have to be specified at the beginning of the file and whenever any of the parameters have to be changed. A SEARCH and REPLACE function substitutes the required Editwriter codes for each regular character that has to be changed. For instance, the Editwriter will not accept the double quote ("). Each occurrence of the " is replaced by lower

precedent 0 (  $\overline{P}$  | 0 ). This ensures that the quote will appear as the proper code when the transfer takes place.

The most complicated change involves the 0. The SUN-MOON listing in January [MICRO 56:36] used the variable O extensively throughout the listing. When I proofread the listing, I couldn't see any difference in the O and the 0 (although the production people could). I thought that anyone trying to key in the program would be unable to notice the distinction.

I learned that the Compugraphic has a command called "Flash Only," which means that the character is printed but the paper is not advanced. This allows over-striking: the / is printed without advancing and then the 0 is printed on top of it. Simple in theory, unfortunately it turns out that this causes the slash to appear too low in the 0 to look natural. However, another command on the Compugraphic allows a character to be raised or lowered any number of points (plus or minus a point of lead  $\overline{LD}$   $\overline{LD}$ ). With this command, you can raise the slash in the zero to the center. The final substitution becomes: replace 0: with minus a point of lead, flash only, /, plus a point of lead, 0.

After adjusting the non-allowable characters to Compugraphic character codes, and the line lengths to the proper size for publication, a short program called TRANSFER is invoked to LIST the program to the Editwriter where it is entered as a file. The interface to the FOCUS has the Editwriter thinking that someone is typing the file into the keyboard instead of being sent through the serial port. The received file is then rejustified and saved to disk to be output in the normal manner when needed.

We are currently working on a program that will take a previously defined glossary and make all the necessary changes to the text file automatically. This will increase our productivity and, at the same time, decrease our typographical errors (when the bugs are out).

**The Bulletin Board**

The MICRO Bulletin Board System is working well and we have many regular callers. The BBS runs on our Apple II, but may be called by anyone with a modem. It normally runs four days a week, Monday through Thursday from 5:00 p.m. to 8:00 a.m. We are moving our offices and do not have the new phone number yet, but will let you know in our May issue. Anyone may call the system, but only subscribers are issued passwords for writing on the system. There are several useful programs that users may download onto their own systems, and we hope to have a selection for different machines before too long. If anyone has a program (personal or public domain) they would like to see get wider distribution, send it to us (via the BBS) and we will put it on-line.

Articles also can be received through this system and we have on-line capabilities with COMPUSERVE and THE SOURCE. An author can download to them and we can retrieve the file. (We received part of Clifford Glennon's communication article this way.) There are a few bugs to be worked out to make this a viable alternative; the lower-to-upper-case conversion and maximum file-length restriction are two.

You may contact Phil at MICRO, P.O. Box 6502, Chelmsford, MA 01824.

KEYBOARD/ACIA INPUT DRIVER

1-14-83 TSC ASSEMBLER

\* TERMINAL DRIVER PROGRAM FOR FLEXI-PLUS

- \* 27 MARCH 1982 - FOCUS VERSION - JR
- \* 27 MARCH 1982 - BAUD RATE SELECTION ADDED - RMT
- \* 14 APRIL 1982 - MODIFIED FOR APPLE - RMT
- \* 7 MAY 1982 - BASED ON APPLE.TXT - RMT+JJR
- \* 3 NOVEM 1982 - MODIFIED TO CMD - PRD

\* EQUATES

```

CD03 WARMS EQU %CD03
CD42 GETHEX EQU %CD42

F829 VKIN EQU %F829
F82C VKSTAT EQU %F82C
E549 STDIN EQU %E549

F815 MRSTAT EQU %F815

E180 ADATA EQU %E180
E181 ASTAT EQU ADATA+%01
E182 ACMD EQU ASTAT+%01
E183 ACTRL EQU ACMD+%01
    
```

```

C100 ORG %C100

C100 BD CD42 APPLE2 JSR GETHEX GET USER'S BAUD RATE
C103 CC 0B18 LDD #0B18 1200 BAUD
C106 8C 1200 CMPX #1200 IF NOT 1200
C109 27 02 BEQ NOADJ THEN DEFAULT TO
C10B C6 16 LDB #16 300 BAUD
C10D 8D 1F NOADJ BSR VAINIT
C10F 30 8D 000D LEAX INPUT,PCR
C113 BF E54A STX STDIN+1
C116 30 8D 002D LEAX STATUS,PCR
C11A BF F816 STX MRSTAT+1
C11D 7E CD03 JMP WARMS GO BACK TO FLEX

C120 BD F829 INPUT JSR VKIN NO
C123 25 01 BCS RTEST
C125 39 RTS

C126 8D 0D RTEST BSR VRCVR
C128 25 03 BCS KTEST
C12A 4D TSTA
C12B 27 F3 BEQ INPUT IGNORE NULLS
C12D 39 KTEST RTS
C12E FD E182 VAINIT STD ACMD
C131 B6 E180 LDA ADATA READ OLD DATA
C134 39 RTS

C135 34 04 VRCVR PSHS B
C137 53 COMB SET CARRY TO INDICATE
NO DATA (YET)

C138 F6 E181 LDB ASTAT
C13B C4 08 ANDB #08
C13D 27 06 BEQ NODATR
C13F B6 E180 LDA ADATA
C142 84 7F ANDA #7F STRIP PARITY
C144 5F CLR B CLEAR CARRY INDICATES DATA RCVD
C145 35 84 NODATR PULS B,PC

C147 BD F82C STATUS JSR VKSTAT
C14A 24 03 BCC RETURN
C14C BD F815 JSR MRSTAT
C14F 39 RETURN RTS

END APPLE2
    
```



# Products for Commodore, Atari, Apple, and others!


## NEW THE MONKEY WRENCH II A PROGRAMMERS AID FOR ATARI 800 NEW AND IMPROVED — 18 COMMANDS PLUGS INTO RIGHT CARTRIDGE SLOT

If you are a person who likes to monkey around with the ATARI 800, then THE MONKEY WRENCH II is for you!! Make your programming tasks easier, less time-consuming and more fun. Why spend extra hours working on a BASIC program when the MONKEY WRENCH can do it for you in seconds. It can also make backup copies of boot type cassette programs. Plugs into the right slot and works with ATARI BASIC cartridge.

The MONKEY WRENCH provides 18 direct mode commands. They are: AUTO LINE NUMBERING — Provides new line numbers when entering BASIC program lines. RENUMBER — Renumbers BASIC's line numbers including internal references. DELETE LINE NUMBERS — Removes a range BASIC line numbers.

VARIABLES — Display all BASIC variables and their current value. Scrolling — Use the START & SELECT keys to display BASIC lines automatically. Scroll up or down BASIC program. FIND STRING — Find every occurrence of a string. XCHANGE STRING — Find every occurrence of a string and replace it with another string. MOVE LINES — Move lines from one part of program to another part of program. COPY LINES — Copy lines from one part of program to another part of program. FORMATTED LIST — Print BASIC program in special line format and automatic page numbering. DISK DIRECTORY — Display Disk Directory. CHANGE MARGINS — Provides the capability to easily change the screen margins. MEMORY TEST — Provides the capability to test RAM memory. CURSOR EXCHANGE — Allows usage of the cursor keys without holding down the CTRL key. UPPER CASE LOCK — Keeps the computer in the upper case character set. HEX CONVERSION — Converts a hexadecimal number to a decimal number. DECIMAL CONVERSION — Converts a decimal number to a hexadecimal number. MONITOR — Enter the machine language monitor.


In addition to the BASIC commands, the Monkey Wrench also contains a machine language monitor with 16 commands used to interact with the powerful features of the 6502 microprocessor.



\$59.95

## NEW VIC RABBIT CARTRIDGE AND CBM 64 RABBIT CARTRIDGE

"High-Speed  
Cassette  
Load and Save!"



\$39.95  
(includes Cartridge  
and Manual)

Expansion Connector  
on the VIC Cartridge

"Don't waste your Life away waiting to LOAD and SAVE programs on Cassete Deck."

Load or Save 8K in approximately 30 seconds! Try it — your Un-Rabbitized VIC takes almost 3 minutes. It's not only Fast but VERY RELIABLE.

Almost as fast as VIC Disk Drive! Don't be foolish — Why buy the disk when you can get the VIC Rabbit for much, much less!

Easy to install — it just plugs in.  
Expansion Connector on rear.

Works with or without Expansion Memory.  
Works with VIC Cassete Deck.

12 Commands provide other neat features.

Also Available for 2001, 4001, and 8032

## Now for the "64" STCP — 300/1200 Baud

Standard Terminal Communications Package

\*PFO\* IOD OOA CP<D1>D2 BELL = 12:30:00 10:14:36

Don't settle for non-standard Communications Protocol! Access Micro Net, Source, Bulletin Boards, Local Mainframe, etc.




- Complete Package — Includes RS232 Interface Board and software (does not include modem)
- Communicates in Industry Standard ASCII
- Upload/Download to/from Disk
- Automatic File Translation
- Can be controlled from keyboard or user supplied basic or machine language program

Specify 3.0 or 4.0 ROMS or 8032 Commodore Computer 4040 or 8050 or PEDISK II Disk or CBM64 on 1541.

Price: \$129.95

## ATARI AND PET EPROM PROGRAMMER

Programs 2716 and 2532 EPROMs. Includes hardware and software. PET = \$75.00 — ATARI (includes sophisticated machine language monitor) = \$119.95



Prowriter Printer — Excellent dot matrix print. Parallel = \$489.00  
Serial = \$600.00 IEEE = \$589.00

**PET BASIC SCROLL PROGRAM**  
Scroll thru Basic Programs using cursor up/down keys. Specify computer. \$6.00 on cassette, \$9.00 on diskette.

### 65C02 MAE

Same as our MAE but enhanced for the new 65C02 Opcodes. Turns your computer into a development system for the new ROCKWELL 65C02 Microprocessor. \$200.00 — Specify Computer.

### 6800 CROSS ASSEMBLER

A Cross Assembler based on the MAE that runs on the PET, Apple, or Atari but assembles opcodes for the Motorola 6800 microprocessor. Turns your computer into a development system for the Motorola 6800 Microprocessor. \$200.00 — Specify Computer.

### ATARI and VIC Cartridges

EHS can supply large quantities of ATARI and VIC Cartridges for software developers. If you need cartridges, call for pricing.



### TRAP 65

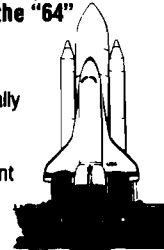
TRAP 65 is a hardware device that plugs into your 6502's socket. Prevents execution of unimplemented opcodes and provides capability to extend the machines' instruction set. For PET/APPLE/SYM. Reduced from \$149.95 to \$69.95

DC Hayes Smart Modem = \$235.00  
DC Hayes Micro Modem II = \$289.00

Rana Disk Drive - 375  
4 Drive Controller - 114

More than just an Assembler/Editor  
Now for the "64"

It's a  
Professionally  
Designed  
Software  
Development  
System



**MAE**  
for  
PET  
APPLE  
ATARI  
~~\$169.95~~  
New  
Price  
\$99.95

Blast off with the software used on the space shuttle project!

- Designed to improve Programmer Productivity.
- Similar syntax and commands — No need to relearn peculiar syntaxes and commands when you go from PET to APPLE to ATARI.
- Coresident Assembler/Editor — No need to load the Editor then the Assembler then the Editor, etc.
- Also includes Word Processor, Relocating Loader, and much more.
- Options: EPROM Programmer, unimplemented opcode circuitry.
- STILL NOT CONVINCED: Send for free spec sheet!

## 5 1/4 INCH SOFT SECTORED DISKETTES

Highest quality. We use them on our PETs, APPLES, ATARIs, and other computers. \$22.50/10 or \$44.50/20



EPROMS 2716 = \$4.50 2532 = \$7.50  
Over 40 Commodore Programs by Baker (on 4040) = \$25.00

# Eastern House

3239 Linda Dr.  
Winston-Salem, N.C. 27106  
(919) 924-2889 (919) 748-8446  
Send for free catalog!

VISA



Circle No. 25

# BULLETIN BOARD

ABBS ABACUS II, Toledo, OH	(419) 865 1594	
ABBS AGS, Atlanta, GA	(404) 733 3461	*24
ABBS Akron Digital Group, Akron, H	(216) 745 7855	*24
ABBS Apple Bin Washington	(206) 937 0444	
ABBS Apple Crate I, Seattle, WA	(206) 935 9119	
ABBS Apple Crate II, Seattle, WA	(206) 244 5438	
ABBS Apple-Med, Iowa City, IA	(319) 353 6528	
ABBS Apple-Mate, New York, NY	(201) 864 5345	
ABBS Baileys Computer Store, Augusta, GA	(404) 790 8614	
ABBS Baton Rouge, LA	(504) 291 1360	
ABBS Byre Shop, Ft. Lauderdale, FL	(305) 486 2983	
ABBS Byre Shop, Miami, FL	(305) 261 3639	
ABBS Calvary Mission Church, Mnpls, MN	(612) 471 0252	-rl
ABBS CCNJ, Pompton Plains, NJ	(201) 835 7228	
ABBS Century Next Computers, St. Louis, MO	(314) 442 6502	
ABBS Charlotte, NC	(704) 364 5254	
ABBS CODE, Glen Ellyn IL	(312) 537 7063	*24
ABBS Colortron Computer, WI	(414) 637 9990	*24
ABBS Compumart, Ottawa, Ontario, Canada	(613) 725 2243	
ABBS Computerland, Fremont, CA	(415) 794 9314	
ABBS Computer Corner, Amarillo, TX	(806) 355 5610	
ABBS Computer Conspiracy, Santa Monica, CA	(213) 829 1140	
ABBS Computer Crossroads, Columbia, MD	(301) 730 0922	
ABBS Computer Lab, Memphis, TN	(901) 761 4743	
ABBS Computer Room, Kalamazoo, MI	(616) 382 0101	
ABBS Computer Store, Toledo, OH	(419) 531 3845	
ABBS Dallas Info Board	(214) 248 4539	
ABBS Denver, CO	(303) 759 2625	
ABBS Detroit, MI	(313) 477 4471	
ABBS Electro-Mart, Spokane, WA	(509) 534 2419	*24
ABBS Fort Walton Beach, Destin, FL	(904) 243 1257	
ABBS Gamemaster, Chicago, IL	(312) 475 4884	*24
ABBS Hayward, CA	(415) 881 5662	
ABBS Illini Microcomputer Naperville, IL	(312) 420 7995	
ABBS Jonathan's Marlton, NJ	(609) 983 5970	
ABBS Ketchikan, AK	(907) 225 6789	
ABBS Livingston, NJ	(201) 994 9620	*24
ABBS Long Island, NY	(212) 448 6576	
ABBS Louisville, KY	(502) 426 2975	
ABBS Madam Bokeatha Society, Houston, TX	(713) 455 9502	
ABBS Michigan Apple-Fone, Southfield, MI	(313) 357 1422	
ABBS Newport Beach, CA	(714) 645 5256	*24
ABBS Omaha, NE	(402) 339 7809	
ABBS PCnet, San Francisco, CA	(415) 863 4703	*24
ABBS Pacific Palisades, Los Angeles, CA	(213) 459 6400	
ABBS Peoria, IL	(309) 692 6502	
ABBS Philadelphia, PA	(215) 628 3134	
ABBS Phoenix, AZ	(602) 898 0891	
ABBS Pirates Cove, Long Island, NY	(516) 698 4008	
ABBS Rogers Park, Chicago, IL	(312) 973 2227	
ABBS Software Sorcery, Herndon, VA	(703) 471 0610	
ABBS South of Market, San Francisco, CA	(415) 469 8111	-so
ABBS St. Louis, MO	(314) 838 7784	*24
ABBS Teledunjon I, Dallas, TX	(817) 469 1626	
ABBS Teledunjon II, Dallas, TX	(214) 530 0858	
ABBS Teledunjon III, Dallas, TX	(214) 960 7654	
ABBS The Moon, Dallas, TX	(214) 931 3437	*24
ABBS Turnersville, NJ	(609) 228 1149	
ABBS Vancouver, B.C.	(604) 437 7001	
ABBS Vermont, Essex Junction, VT	(802) 879 4981	*24
ABBS West Palm Beach, FL	(305) 848 3802	
ABBS Rob Roy Computer, Yakima, WA	(509) 575 7704	
ABBS Youngs Electric Svc., College Station, TX	(713) 693 3462	*24
ABBS #X, Atlanta, GA	(404) 256 1549	
A-C-C-E-S-S Annapolis, MD	(301) 267 7666	*24
A-C-C-E-S-S Olympia, WA	(206) 866 9043	*24
A-C-C-E-S-S Phoenix, AZ	#1 (602) 996 9709	*24
A-C-C-E-S-S Phoenix, AZ	& (602) 957 4428	*24
A-C-C-E-S-S Phoenix, AZ	(602) 274 5964	
A-C-C-E-S-S Scorsdale, AZ	(602) 998 9411	*24
A-C-C-E-S-S Wyckoff, NJ	(201) 891 7441	*24
AMIS A.R.C.A.D.E. Sterling Heights, MI	(313) 978 8087	*24
AMIS Chicago, IL	(312) 789 3610	*24
AMIS APOCEE Miami, FL	(305) 238-1231	-rb
AMIS GRAFEX Cupertino, CA	(408) 253 5216	
AMIS G.R.A.S.S. Grand Rapids, MI	(616) 241 1971	
AMIS IBBBS San Jose, CA	(408) 298 6930	
AMIS M.A.C.E. Detroit, MI	#1 (313) 868 2064	*24
AMIS Magic Lantern, Madison, WI	(608) 251 8538	
AMIS SB-12 Boston, MA	(617) 876 4885	
AMIS Space Seattle, WA	(206) 226 1117	
AMIS Starbase 12 Philadelphia, PA	(215) 876 8854	
AMIS T.A.B.B.S. Sunnyvale, CA	(408) 942 6975	
ARMU FLEGLC New York, NY	(212) 598 0719	
ARMU GREKLCOM Oklahoma City, OK	(405) 722 5056	
ARMU PACE Pittsburg, PA	(412) 655 3046	
ARM UDIC Washington, DC	#1 (202) 276 8342	
ARM UDIC Computer Age, Baltimore, MD	(301) 587 2132	
BBS IBM Hostcomm Atlanta, GA	(404) 252 4146	
BBS IBM Hostcomm Claremont, CA	(714) 624 1767	
BBS IBM Hostcomm Fairfax, VA	(703) 978 9592	*24
BBS IBM Hostcomm Fairfax, VA	(703) 978 0921	*24
BBS IBM Hostcomm Fairfax, VA	(703) 591 5120	*24
BBS IBM Hostcomm Fairfax, VA	(703) 425 9452	*24
BBS IBM Hostcomm Springfield, VA	(703) 425 7229	*24
BBS IBM Hostcomm Houston, TX	(713) 890 0310	
BBS IBM Hostcomm Toronto, Ontario, CN	(416) 499 7023	*24
BBS IBM PC Atlanta, GA	(404) 294 6879	
BBS IBM PC Atlanta, GA	(404) 252 9438	*24
BBS IBM PC Beltsville, MD	(301) 937 4339	*24
BBS IBM PC Bethesda, MD	(301) 460 0538	*24
BBS IBM PC Billings, MT	(406) 656 9624	
BBS IBM PC California Users Group	(805) 987 4127	*24
BBS IBM PC Dale City, VA	(703) 680 5220	*24
BBS IBM PC Denver, CO	(303) 773 2699	*24
BBS IBM PC Gaithersburg, MD	(301) 251 6293	*24
BBS IBM PC Madison, WI	(608) 262 4939	*24
BBS IBM PC New York, NY	(201) 678 6670	*24
BBS IBM PC Rockville, MD	(301) 949 8848	*24
BBS IBM PC Vienna, VA	(703) 560 7803	*24
BBS IBM PCmodem Chicago, IL	(312) 259 8086	*24
BULLET-80 Boston, MA	&(617) 266 7789	*24
BULLET-80 Chesterland, OH	(216) 729 2769	
BULLET-80 Clarks Summit, PA	(717) 586 2112	
BULLET-80 Danbury, CT	#1 (203) 744 4644	
BULLET-80 Fayetteville, GA	(404) 461 9686	
BULLET-80 Hawkins, TX	(214) 769 3036	
BULLET-80 Holstein, IA	(712) 368 2651	
BULLET-80 Houston, TX	(713) 331 2599	
BULLET-80 Ironton, OH	(614) 532 6920	
BULLET-80 Laguna Hills, CA	(714) 770 5052	
BULLET-80 Langhorne, PA	(215) 364 2180	
BULLET-80 Littlefield, TX	(806) 385 6843	
BULLET-80 New York, NY	(212) 740 5680	*24
BULLET-80 Orange County, Anaheim, CA	(714) 952 2110	
BULLET-80 San Jose, CA	(408) 241 0769	
BULLET-80 Seymour, CT	(203) 888 7952	
BULLET-80 Springfield, IL	(217) 529 1113	
BULLET-80 Tulsa, OK	(918) 749 0059	*24
BULLET-80 Waterford, MI	(313) 683 5076	*24
CBBS AMRAD, Washington, DC	(703) 734 1387	*24
CBBS Atlanta, GA	(404) 394 4220	*24
CBBS Baton Rouge, LA	(504) 273 3116	*24
CBBS Bloomington, IN	(812) 334 2522	
CBBS Boston, MA	(617) 646 3610	*24
CBBS Cedar Rapids, IA	(319) 364 0811	
CBBS Chicago, IL	#1 (312) 545 8086	*24
CBBS Corpus Christi, TX	(512) 855 1512	
CBBS CP&G/ICST Gaithersburg, MD	(301) 948 5717	
CBBS CP/M Long Island, NY	(516) 698 8619	-so
CBBS Lambda, Berkeley, CA	(415) 658 2919	-rb
CBBS Lawrence General Hospital, Boston, MA	(617) 683 2119	
CBBS LICA LIMBS, Long Island, NY	(516) 561 6590	*24
CBBS London, England [European standard]	(0441) 399 2136	
CBBS Long Island, NY	(516) 334 3134	*24
CBBS MAUDE Milwaukee, WI	(414) 241 8364	*24
CBBS MicroStar, Worcester, MA	(617) 752 7284	
CBBS NW, Portland, OR	(503) 646 5510	
CBBS PACC, Pittsburg, PA	(412) 822 7176	*24
CBBS Prince George, B.C., Canada	(604) 562 9515	
CBBS Proxima, Berkeley, CA	(415) 357 1130	
CBBS RAMS, Rochester, NY	(716) 244 9531	
CBBS Richfield, MN	(612) 423 5016	
CBBS Strictly Software, Honolulu, HI	(808) 944 0562	
CBBS TRSG, Tucson, AZ	(602) 746 3956	*24
CONNET-80 Akron, OH	&(216) 645 0827	*24
CONNET-80 Las Vegas, NV	&(702) 870 9986	
CONNET-80 Mt. Clemens, MI	&(313) 465 9531	
CONNET-80 North Wales, PA	(215) 855 3809	
CONNET-80 Riverside, CA	&(714) 359 3189	
CONNET-80 Riverside, CA	&(714) 877 2253	
CONNET-80 Wichita Falls, TX	(817) 767 5847	
CONNECTION-80 Centereach, NY	(516) 588 5836	
CONNECTION-80 Denver, CO	(303) 690 4566	*24
CONNECTION-80 Escondido, CA	(619) 746 6265	
CONNECTION-80 Fremont, CA	(415) 651 4147	*24
CONNECTION-80 Gaithersburg, MD	(301) 840 8588	*24
CONNECTION-80 Great Neck, NY	(516) 482 8491	*24
CONNECTION-80 Lansing, MI	(517) 339 3367	
CONNECTION-80 Laval BELE, Laval, Quebec, CN	(514) 622 1274	*24
CONNECTION-80 Little Rock, AS	(501) 372 0576	
CONNECTION-80 Lincroft, NJ	(201) 842 7644	
CONNECTION-80 Manhattan, NY	(212) 991 1664	
CONNECTION-80 North York, Ontario	(416) 667 9981	
CONNECTION-80 Orlando, FL	(305) 644 8327	*24
CONNECTION-80 PAUC, Portland, OR	(503) 281 7653	
CONNECTION-80 Peterborough, NH	(603) 924 7920	
CONNECTION-80 Tulsa, OK	(918) 747 1310	*24
CONNECTION-80 W. Mich. Micro Group, MI	(616) 457 1840	*24
CONNECTION-80 Willowdale, Ontario	(416) 226 9260	
CONNECTION-80 Winter Garden, FL	(305) 894 1886	*24
CONNECTION-80 Woodhaven, NY	(212) 441 3755	*24
CONNECTION-80 Tampa, FL	(813) 977 0989	
CONFERENCE-TREE #3, Hayward, CA	(415) 538 3580	
CONFERENCE-TREE #4, Santa Monica, CA	(213) 394 1505	
CONFERENCE-TREE Anchorage, AK	(907) 344 5251	
CONFERENCE-TREE Computerland, Honolulu, HI	(808) 487 2001	*24
CONFERENCE-TREE Flagship, Denville, NJ	(201) 627 5151	*24
CONFERENCE-TREE Kelp Bed, Los Angeles, CA	(213) 372 4800	
CONFERENCE-TREE Minneapolis, MN	(612) 854 9691	
CONFERENCE-TREE #1, New Jersey	(201) 627 5151	
CONFERENCE-TREE Victoria, TX	(512) 578 5833	
DIAL-YOUR-MATCH #1	(213) 842 3322	-so
DIAL-YOUR-MATCH #3	(912) 233 0863	-so
DIAL-YOUR-MATCH #4	(213) 783 2305	-so
DIAL-YOUR-MATCH #9	(213) 345 1047	-so
DIAL-YOUR-MATCH #11	(213) 242 1882	-so
DIAL-YOUR-MATCH #12, Houston, TX	(713) 556 1531	-so
DIAL-YOUR-MATCH #14	(201) 272 3686	-so
DIAL-YOUR-MATCH #16	(206) 256 6624	-so
DIAL-YOUR-MATCH #17	(415) 991 4911	-so
DIAL-YOUR-MATCH #18	(617) 334 6369	-so
DIAL-YOUR-MATCH #20	(919) 362 0676	-so
DIAL-YOUR-MATCH #22	(213) 990 6830	-so
DIAL-YOUR-MATCH #23, Omaha, NE	(402) 571 8942	-so
DIAL-YOUR-MATCH #24, Houston, TX	(713) 783 4136	-so
DIAL-YOUR-MATCH #26, Clovis, CA	(209) 298 1328	-so

BULLETIN BOARD  
MCGRO Information Sheet #3

# APPLE, Mountain, and Data Capture

by H. Bruce Land, III

The CPS Multifunction Card from Mountain Computer (\$180 to \$240) and Data Capture 4.0/80, CPS Version (\$90) from Southeastern Software, can provide your Apple Computer with a complete RS-232 I/O port with five true handshake lines, a parallel printer output port, clock and calendar, and battery backup. You can have a smart terminal, hardware, and software by using only one of the Apple's few slots and some of its limited power supply — all for as little as \$270.

## The Hardware

The Mountain Computer card ROM contains a system configuration program that allows you to determine how the card will function. From a menu you can set baud rate, parity, number of data bits, and number of stop bits. You can even use a 5-bit ASCII; and you can set the appropriate functions for the parallel port.

By choosing items from the menu, you can select which slot the Apple "thinks" the card is in, regardless of its actual location. For example, you can place the card in Slot 2 but address the printer as Slot 1, the modem as Slot 3, and the clock as Slot 4. These assignments can be reset by software so that other real cards can reside in these slots.

The serial output can automatically change lower case to upper case if you don't have a lower-case adapter for your Apple, and it can echo characters back to the sender. The serial output also can define a control character to function as an escape character, set or clear the high-order bit, supply auto-line feeds, set line length, do automatic paging for pages of any size, and add a carriage-return delay.

Once you configure the system, the parameters are stored in the permanent CMOS memory and you can ignore them until you want to make changes.

Additional high-level software supplied with the unit allows you to turn the Apple monitor into an analog clock complete with sweep second hand. The CPS Lister program allows you to make formatted Applesoft program listings, properly spaced, with the date and time printed at the top of each page, page numbers, and with no printing over the perforations on continuous paper. If you often forget which is your most recent listing, then these dated and timed listings are for you.

## The Software

When you use Applesoft with a normal serial I/O card and type data to a modem, every time you hit RETURN Applesoft says 'SYNTAX ERROR' because it thinks you're erroneously entering a BASIC statement. Install the Mountain CPS card, enter a couple of control codes, and your Apple will function as a dumb terminal. You can talk to another computer through your keyboard, and it can display messages on your CRT. Although you can communicate, at this level of operation you can't send a message to the printer, store it in memory, or save it on disk.

Enter Data Capture 4.0, 40/80 column, CPS version. This combination is not the only one available, but it's the only one I've found that does the whole job. With the CPS card and Data Capture, your Apple can be a computer one moment and a smart terminal the next. You can compose your message off-line and then burst it over the line at up to 1200 baud to another computer, a time-sharing system, or even to a mainframe computer. You can

hold a received message in memory, edit it, save it to disk or cassette, and print it at your leisure.

Run Data Capture and press ESC. You will see the following menu:

```
C)atalog      disk
D)delete      text
I)insert      text
L)list        text
M)erge        from file
P)rint        text
Q)uit         program
S)end         text
T)oggle:
              A)lternative drive (1/2)
              B)aud rate
              C)apture (on/off)
              D)uplex (full/half)
              L)ocal carrier (on/off)
              S)pecial characters
                (on/off)
W)rite to file
```

Any of these functions can be selected and executed while you are off-line. When you are on-line you can send a signal to place the other computer on "hold," select and execute commands from the menu, and then resume communication on the other computer. While the computers are talking to each other, status lines display the operating mode and tell you how many lines of text have passed through your Apple.

If the capture mode is off, nothing is saved; if it is on, both sides of the transmission are saved as a text file in a RAM buffer. At any time you can write the text to a disk file for later use; and at any time the buffer can be partially or fully cleared (deleted), relisted, saved, or printed. Additional text can be merged from disk to buffer and then sent to the other computer. You can send and receive text, numerical data,

and program listings, and you can transfer programs directly to another Apple. (Note: Data Capture does not work in auto-dial or auto-answer mode with the CPS card.)

Some mainframes require special key codes that the Apple normally cannot generate without Data Capture (for example, the UNIX system I've been using requires a true delete code and an underline). The Apple keyboard generates a backspace and the hardware interprets this as a backspace/delete. Data Capture allows you to redefine portions of the Apple keyboard to generate any ASCII code you may need, including any of the control codes.

Both the CPS card and Data Capture come with more documentation than you'll ever read, but it is comforting to know that it's there in case you want to do something different. My printer is a Selectric typewriter and my modem is homemade, so I needed the extra documentation.

You may wonder why Data Capture is so expensive. The task it must perform is tricky. The Apple cannot talk to two I/O devices at the same time. It

cannot send data from the keyboard to both the modem and the display at the same time. Data Capture has so much to do in so short a period of time that it uses machine code for an intricate routine that 1. looks at the keyboard; 2. if data is available there, checks to see whether or not the data is a control character; 3. if not, stores the data in a RAM buffer; 4. sends it to the display; and 5. sends it to the modem. While this is happening, Data Capture must, in effect, look over its shoulder and check the modem to see if it is sending a character to the Apple, decide whether or not this is a control character, and if not, store the character in the buffer and send it to the display.

Meanwhile Data Capture must format each character into the proper word length, control stop bits, baud rate, etc. — all on data moving at speeds up to 1200 baud.

Unlike the high-speed software that handles the bits and the bytes, the software that services the menu is in Applesoft, and you can modify it without difficulty. To get the attention

of a big system running under UNIX, I had to change the length of the BREAK command and make it repeat twice. This was easy to do in BASIC.

Data Capture is not copy protected, so if you want to talk to several different systems with different requirements, you can prepare a disk for each, and avoid frequent software modifications.

To sum up, the Apple and the CPS card and Data Capture make a fine team. Together, they can handle anything at 1200 baud or less, and they do it in a friendly fashion.

Note: You can buy the CPS Multi-function Card from Mountain Computer, Inc., 300 El Pueblo Road, Scotts Valley, CA 95066, (408) 438-6650. Data Capture 4.0/80, CPS Version, can be obtained from Southeastern Software, 6414 Derbyshire Drive, New Orleans, LA 70126, (504) 246-8438.

You may contact the author at 6916 Park Place, Baltimore, MD 21227.

**MICRO™**

Circle No. 28

Circle No. 26

**BUY! SELL! TRADE!**  
 COMPUTER & HAM EQUIPMENT

**COMPUTER®**

**TRADER**

**ANNUAL**  
**SUBSCRIPTION**  
**\$10.00**

Low Ad Rates — Mailed Monthly  
 Foreign Subscriptions - \$25.00 Year  
 FREE 50 Word Classified Ad with Subscription Order

**COMPUTER TRADER®**

Chet Lambert, W4WDR  
 1704 Sam Drive • Birmingham, AL 35235  
 (205) 854-0271

Please include your Name, Address, City, State, Zip or Phone Number

**CSE means OSI**  
 Software and Hardware  
 Introducing 5 new disk programs

From DMP Systems:

Superdefender .....	\$14.95
Universe .....	\$14.95
Edit-all .....	\$19.95
De-bug .....	\$12.95

From Dwo Quong Fok Lok Sow:

WP-6502 Word processor. Available in three versions.

5" disk .....	\$200.00
8" disk .....	\$234.95
Cassette .....	\$39.95

Training Manual .....

CSE's Rom Source Code Listing 100 Pages! ..	\$15.95
---	---------

**NEW! NEW! NEW!**  
**ANCHOR SIGNALMAN MODEMS .....** \$89.50

Please write for more info on new disk programs or send \$2.00 for catalog. Please include \$2.00 shipping (\$3.00 for modems).

**COMPUTER SCIENCE ENGINEERING**

Box 50 • 291 Huntington Ave. Boston 02115  
**617-423-9501**

## Alspa Computer, Inc.

The price-performance leader. Includes Z80A, 1 or 2 full 8" drives (double density, double sided), 3 serial and 1 parallel port, and winchester inport. Prices start at less than \$2000. DEALER and OEM inquiries invited.

### SPECIALS on INTEGRATED CIRCUITS

6502	7.45	10/ 6.95	50/ 6.55	100/ 6.15
6502A/6512A	8.40	10/ 7.95	50/ 7.35	100/ 6.90
6520 PIA	5.15	10/ 4.90	50/ 4.45	100/ 4.15
6522 VIA	6.45	10/ 6.10	50/ 5.75	100/ 5.45
6532	7.90	10/ 7.40	50/ 7.00	100/ 6.60
2114-L200		2.45	25/ 2.30	100/ 2.15
2716 EPROM		4.90	5/ 4.50	10/ 4.00
2532 EPROM		7.90	5/ 7.45	10/ 6.90
6116 2Kx8 CMOS RAM		7.90	5/ 7.45	10/ 6.90
4116 RAM				8 for 14
Zero Insertion Force 24 pin Socket (Scanbe)				2.00

## Hewlett Packard



Write or call for prices.



## Anchor Automation Signalman Modems

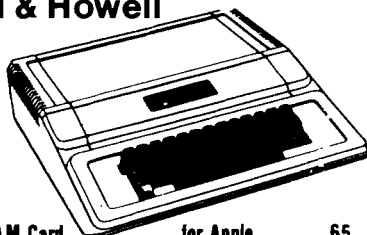
### FREE SOURCE MEMBERSHIP WITH SIGNALMAN

All Signalman Modems are Direct Connect, and include cables to connect to your computer and to the telephone. Signalman Modems provide the best price-performance values, and start at less than \$100. Dealer and OEM inquiries invited

- Mark I RS232
- Mark II for Atari 850
- Mark IV for CBM/PET with software
- Mark V for Osborne (software available)
- Mark VI for IBM Personal Computer
- Mark VII Auto Dial/Auto Answer
- Mark VIII Bell 212 Auto Dial/Answer

DC HAYES Smartmodem	229
DC Hayes Smartmodem 1200	545

## We carry Apple II+ from Bell & Howell



16K RAM Card for Apple	65
Solid Oak 2 Level Stand for Apple	29
Apple LOGO	150
Video Recorder Interface	545
Super Serial Card	149
Thunderclock Plus	119
Z80 Softcard and CP/M (Microsoft)	235
Parallel Printer Interface/Cable	80
Grappler Interface	139
TG Products Joystick for Apple	48
TG Paddles	32
DC Hayes Micromodem II	299
Videx 80 Column Card	239
Hayden Software for Apple 20% OFF	
Apple PASCAL Language	195
Apple FORTRAN	160
We stock EDUWARE Software	
GENIS I Courseware Development System	90
Unicom Grade Reporting or School Inventory	250
Executive Briefing System with fonts	225
Apple Dumping (Microtek) Printer Interface	115
Apple Dumping with 16K Buffer	160
PIE Writer Word Processor	120

## Commodore

See us for Personal, Business, and Educational requirements. Educational Discounts available.

## PETSCAN \$245 base price

Allows you to connect up to 35 CBM/PET Computers to shared disk drives and printers. Completely transparent to the user. Perfect for schools or multiple word processing configurations. Base configuration supports 2 computers. Additional computer hookups \$100 each.

## Commodore COMMUNICATES!

## COMPACT \$115

Intelligent Terminal Package includes: ACIA hardware based interface; DB25 Cable and STCP Software with remote telemetry, transfer to/from disk, printer output, XON-XOFF control, user program control, and status line.

## VE-2 IEEE to Parallel Interface 110

Includes case, power supply, full 8-bit transmission, and switch selectable character conversion to ASCII.

<b>VIC 20 Products</b>		<b>VIC Sargon II Chess</b>	32
Backup V1.0	20	VIC GORF	32
VIC RAM Cards in stock		Meteor Run (UMI)	39
VIC SuperExpander	53	VIC Radar Rattrace	24
VIC 16K RAM	95	Amok (UMI)	20
<b>Thora EMI Software</b>		Snakman	15
<b>HES Software</b>		Rubik's Cube	13
VIC Omega Race	32	Programmers Reference	15
Spiders of Mars (UMI)	39	Renaissance (UMI)	39
Programmers Aid	45	VIC Adventure Series	
<b>VICTORY Software for VIC and C64</b>			
Street Sweepers	12	Maze in 3-D	12
Night Rider	11	Cosmic Debris	12
Treasures of Bat Cave	12	Grave Robbers Advent.	11
Games Pack I	12	Games Pack II	12
Victory Casino	8	Adventure Pack I	12
Adventure Pack II	12	Trek	11

Commodore 64 Programmers Reference Guide	17
Computer's First Book of PET/CBM	11
POWER ROM Utilities for PET/CBM	78
WordPro 3+ - 32K CBM, disk, printer	195
WordPro 3+/64	70
WordPro 4+ - 8032, disk, printer	300
<b>SPELLMASTER spelling checker for WordPro</b>	170
VISICALC for PET, ATARI, or Apple	190
<b>PETRIX PET to Epson Graphics Software</b>	40
<b>SM-KIT enhanced PET/CBM ROM UTILITIES</b>	40
Programmers Toolkit - PET ROM Utilities	35
PET Spacemaker II ROM Switch	36
2 Meter PET to IEEE or IEEE to IEEE Cable	40
Dust Cover for PET, CBM, 4040, or 8050	8
VIC or C64 Parallel Printer Interface	79
CmC IEEE-RS232 Printer Interface - PET	120
SADI Intelligent IEEE-RS232 or parallel	235
ZRAM - CBM 64K RAM, Z80, CP/M	550
<b>Programming the PET/CBM (Computer) - R. West</b>	20
Computer First Book of VIC	11
<b>Whole PET Catalog (Midnight Gazette)</b>	8
Color Chart Video Board for PET	125
PET Fun and Games (Cursor)	11

## FlexFile for PET CBM, C64 \$110

Database, Report Writer with Calculations, Mailing Lists

<b>FORTH for PET full FIG model - Cargill/Riley</b>	\$50
<b>Metacompiler for FORTH for independent object code</b>	30

<b>KMMN PASCAL for PET/CBM/C64</b>	85
<b>EARL for PET/CBM Disk-based ASSEMBLER</b>	65

<b>Super Graphics - BASIC Language Exercises</b>	45
Fast machine language graphics routines for PET/CBM	

RAM/ROM for PET/CBM	4K \$75 8K \$90
---------------------	-----------------

## DISK SPECIALS



Scotch (3M) 5" ss/dd	10/ 2.25	50/ 2.10	100/ 2.05
Scotch (3M) 5" ds/dd	10/ 3.15	50/ 2.90	100/ 2.85
Scotch (3M) 8" ss/sd	10/ 2.40	50/ 2.20	100/ 2.15
Scotch (3M) 8" ss/dd	10/ 2.95	50/ 2.70	100/ 2.65

## We stock VERBATIM DISKS

Write for Dealer and OEM prices.

BASF 5" or 8"	10/ 2.00	20/ 1.95	100/ 1.85
NEW BASF Qualimetric Disks also in stock.			
Wabash 5" ss/sd	10/ 1.80	50/ 1.75	100/ 1.70
Wabash 5" ss/dd	10/ 2.00	50/ 1.95	100/ 1.90
Wabash 8" ss/sd	10/ 2.00	50/ 1.95	100/ 1.90

## We stock MAXELL DISKS

Write for dealer and OEM prices.

Disk Storage Pages	10 for \$5	Hub Rings 50 for \$6
Disk Library Cases	8"-3.00	5"-2.25
Head Cleaning Kits	11	

## CASSETTES—AGFA PE-611 PREMIUM

High output, low noise. 5 screw housings.

C-10	10/ 61	50/ 58	100/ 50
C-30	10/ 85	50/ 82	100/ 70

## SPECIALS

Zenith ZVM-121 Green Phosphor Monitor	109
VOICE BOX Speech Synthesizer (Apple or Atari)	
Many printers available (Star, Brother, OKI, etc.)	
<b>We Stock AMOEK Monitors</b>	
Watanabe Intelligent Plotter 990	6-pen 1290
<b>ISOBAR 4 Outlet Surge Suppressor/Noise Filter</b>	49
We stock Electrohome Monitors	
dBASE II	390
Panasonic TR-120M1P 12" Monitor (20 MHz)	149
Panasonic CT-160 Dual Mode Color Monitor	285
Franklin Computers - special system price	
Hewlett Packard Calculators available	

USI Video Monitors—Green or AMBER 20 MHz hi-res. Dealer and OEM inquiries invited


## ALL BOOK and SOFTWARE PRICES DISCOUNTED

A P Products 15% OFF

<b>Synertek SYM-1 Microcomputer SALE 189</b>	
KTM-2/80 Synertek Video and Keyboard	349

## ZENITH data systems

<b>Z29 Terminal (VT100, VT-52, ADM3A, HazI500 compatible)</b>	680
<b>ZT-1 Intelligent Communications Terminal</b>	479
<b>Z100 16-bit/8-bit System</b>	CALL
We stock entire Zenith line.	



800 Computer	499	Microsoft BASIC	72
400-16K	199	<b>MISSILE COMMAND</b>	29
810 Disk Drive	440	<b>ASTEROIDS</b>	29
<b>Thora EMI Software</b>		<b>STAR RAIDERS</b>	34
850 Interface	170	Space Invaders	29
Inside Atari DOS	18	<b>Atari Graph. (Computer)</b>	11
Joysticks or Paddles	19	Caverns of Mars	33
Microtek RAM Cards		<b>PAC-MAN</b>	36
<b>EduFun Software</b>		<b>CENTIPEDE</b>	36
Pilot	65	First Book of Atari	11
Super Breakout	29	<b>Anchor Modem—Atari</b>	85
APX Software	Call	Other Atari products	Call

## WRITE FOR CATALOG

Add \$1.25 per order for shipping. We pay balance of UPS surface charges on all prepaid orders. Prices listed are on cash discount basis. Regular prices slightly higher. Prices subject to change.

252 Bethlehem Pike Colmar, PA 18915 215-822-7727 **A B Computers**



# Unleash the AIM "A" Block

by Tom Lillevig

Memory is a valuable commodity on the AIM 65. This article shows how to recover some memory space and provides suggestions for uses.

Your first look at the address map for the AIM 65 reveals a 36K block of space available for those helpful additions every computer user needs. If, however, you add a couple of 16K RAM boards and a video interface, you soon discover that 36K isn't as much space as you thought.

If you take a closer look at the address map you will see a design that saved Rockwell some money in manufacturing, but cost you the use of valuable memory space. Four interface devices, which require a total of less than 256 bytes of memory, have been allotted an entire 4K block! I refer, of course, to the PIA, RIOT, and VIAs that inhabit the "A" block. This article discusses a simple method to unleash much of the "A" block and several applications for the available space.

The reason that the four devices in the "A" block take up so much memory is that the enable signals are produced by loose decoding. The AIM 65 schematic shows that the enables come from decoder Z19 and are derived from CSA and address lines A10 and A11. This method of decoding allocates 1K of memory space to each device. A better method, first proposed by Larry

Figure 1: AIM-65 modification.

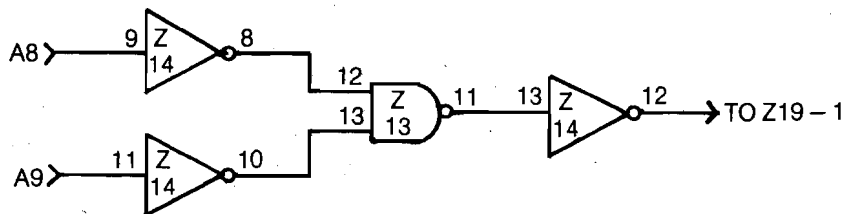
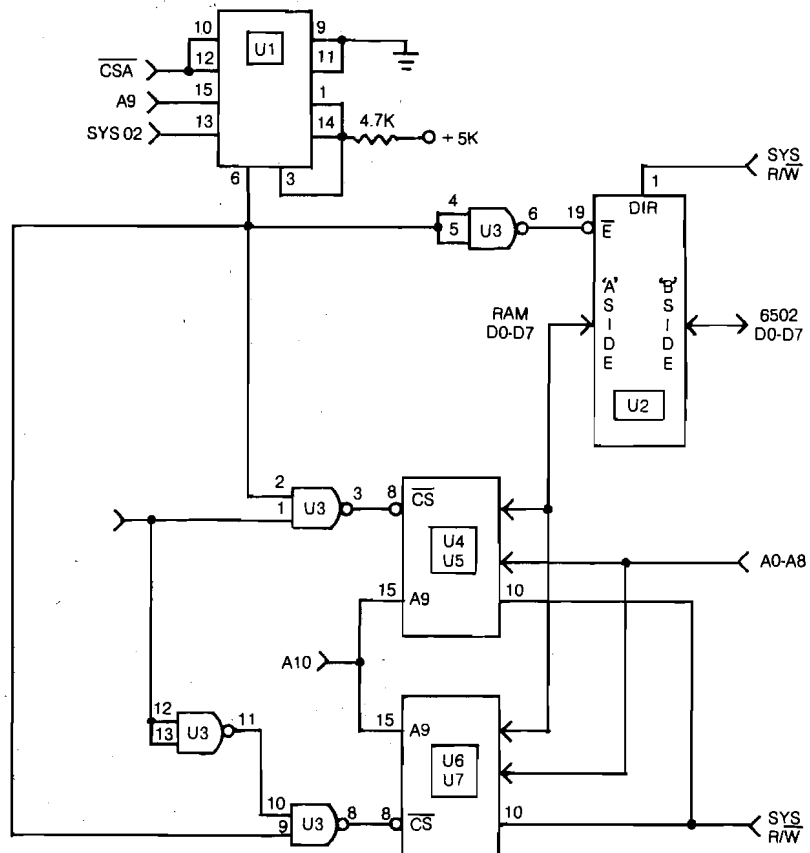


Figure 2: Adding 2114 RAM to "A" block.



U1:7485  
U2:74LS245  
U3:74LS00  
U4-U7:2114 RAM

ADDRESSES

U4,U5: AA00-ABFF  
AE00-AFFF  
U6,U7: A200-A3FF  
A600-A7FF

Westergren in the computer club newsletter *Interchange*, squeezes each device into a space of 256 bytes, thus freeing up 3K of usable memory. Larry's method requires the addition of one IC, so I decided to see if the decoding could be done using spare gates on the AIM.

See figure 1 for my update of Larry's idea. The NAND gate and inverters are all spare devices, and no circuit cuts are required. The connection to Z19-1 deactivates the existing "A" block enables to the I/O devices, except when both A8 and A9 are at zero. This

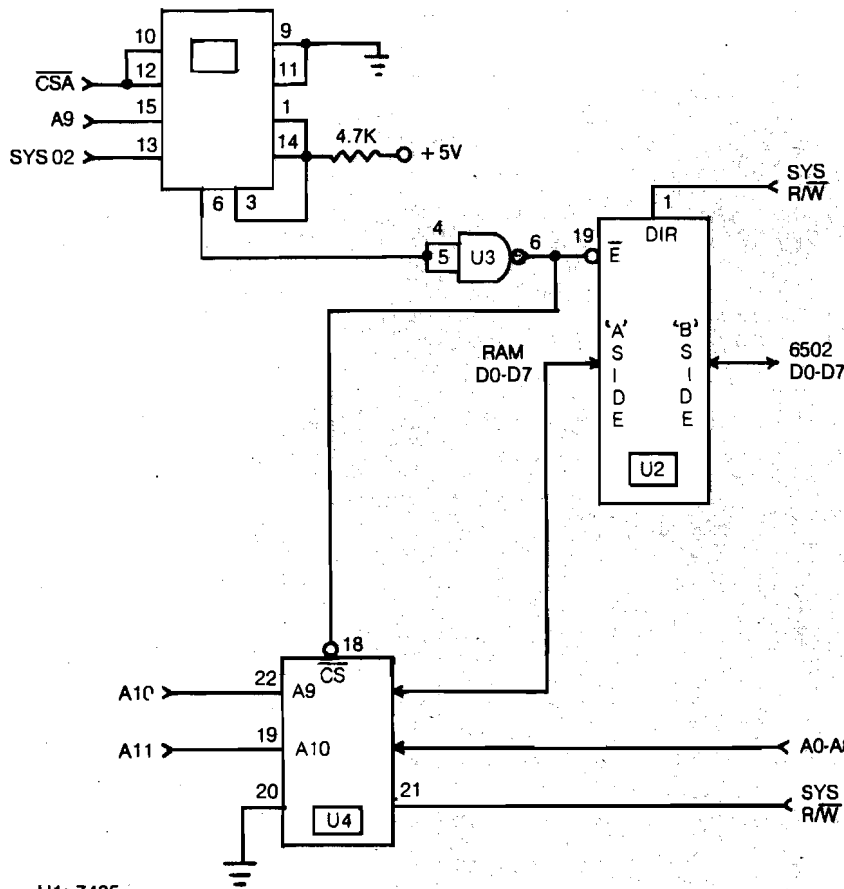
modification makes address blocks \$A100-\$A3FF, \$A500-\$A7FF, \$A900-\$ABFF, and \$AD00-\$AFFF available.

Now that these blocks are free, what can be installed? Since each slot is only 768 bytes wide, RAM addition does not appear to be a good choice. If, however, you can live with four separate blocks of 512 bytes, then you can wire four 2114's to provide 2K of memory with no waste or overlap (see figure 2). The RAM blocks occupy addresses \$A200-\$A3FF, \$A600-\$A7FF, \$AA00-\$ABFF, and \$AE00-\$AFFF. As shown in figure 3, a 6116 RAM or 2716 EPROM

could be installed instead of the 2114's.

The rest of the available space can be decoded further to provide enable lines for a variety of devices. The circuit in figure 4 illustrates a simple method for deriving eight enables from the remaining blocks. The enables may be used for any chips that require 128 bytes of memory space, or less. PIAs, VIAs, and real-time clocks are just a few example of devices that will fit nicely.

Figure 3: Adding 6116 RAM or 2716 EPROM to "A" block.



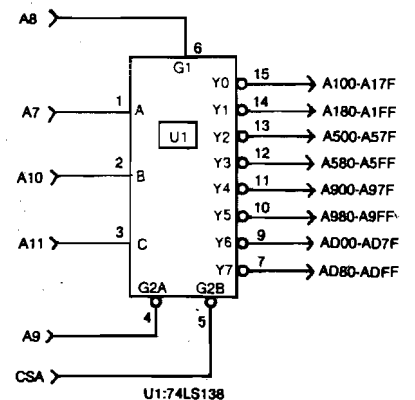
U1: 7485  
 U2: 74LS245  
 U3: 74LS00  
 U4: 6116 RAM OR 2716 EPROM

ADDRESSES: A200-A3FF,  
 A600-A7FF, AA00-ABFF, AE00-AFFF

Tom Lillevig is a Senior Training Representative at Rockwell-Collins. He is also secretary of the Cedar Valley Computer Association, an organization that includes nearly 500 AIM 65 owners. You may contact Mr. Lillevig at 130 Carnaby Dr. NE, Cedar Rapids, IA 52402.

MICRO

Figure 4: Decoding for spare enable lines.





**Plug yourself into a new world of possibilities for you and your APPLE.**

Have you ever wished that your APPLE computer could do just one more thing?

To somehow perform that one task that would just exactly fit your particular need.

You may have found that a hardware limitation prevents you from accomplishing your goal and that there are no interfaces or expansion modules designed for your particular application. Are you frustrated? Not any more!

THE CUSTOM APPLE & OTHER MYSTERIES, volume one in IJG'S APPLE Information Series, provides you with the information, specifications and

references you need to do it yourself, whether a novice or expert, and includes the basic information required for hardware enhancements that are common to many projects.

**Guide to APPLE Hardware and software modification.**

THE CUSTOM APPLE & OTHER MYSTERIES includes a number of data acquisition and control projects with printed circuit layouts like an 8-Bit D/A and A/D Converter, a 6522 application interface board, a sound and noise generator board, an EPROM Burner board, an APPLE Slot Repeater, and

includes information on the APPLE as a square wave generator, the control of stepper motors, connecting two 6502 systems, and lots more.

The Custom APPLE & Other Mysteries is a valuable tool for all APPLE or APPLE II computer users and is available for \$24.95 at computer stores, B. Dalton Booksellers and independent book dealers. If your dealer is out of stock, order direct from IJG.

Include \$4.00 for shipping and handling. Foreign residents add \$11.00 plus purchase price. U.S. funds only please.

1953 West 11th Street  
Upland, California 91786  
Phone: 714/946-5805



**Helping You Help Yourself.**




**PLUG IN TO YOUR APPLE.**

**New Book On Sale NOW!**

© IJG, Inc. 1982  
TM APPLE and APPLE II are registered trademarks of Apple Computer Inc.

Circle No. 31

# AMDEK...your guide to



### MODEL DATA PLOTTER


Economical XY coordinate plotter - 10-1/2" x 14" plotting area - Chromatic color ink - IBM compatible - 4 pin, 100 cps and chart hold-downs included.

## YOUR COMPATIBILITY CHART

MORE COMPATIBILITY INTERFACES DUE SOON . . . CHECK FACTOR

COMPUTER	MONITORS							PLOTTER	3" MICRO-DISC DRIVE	NOTES
	VIDEO-300	VIDEO-310	COLOR-I	COLOR-II	COLOR-III	COLOR-IV	COLOR-V			
IBM-PC	•	•	•	•	*	•	*	•	•	* Special Cabling Required
APPLE III	•			*	*	*	*	•		* Special Cabling or Converter Required
APPLE II	•		•	*	*	*	*	•		* DVM Board Required
ATARI 800	*		*							* Opt. Atari Cable Required
VIC-20			*							* Opt. VIC Cable Required
TRS-80	*									* Opt. TRS Cable Required
Osborne	*									* Opt. Interface Required
TI-99			*							* Opt. TI Cable Required
Commodore-64	*		*							* Opt. Commodore Cable Req.

# innovative computing!



#### AMDISK-3 MICRO-FLOPPYDISK DRIVE

Revolutionary 3" Micro-Floppydisk drive & cartridges • 1 Megabyte (unformatted) storage • Track-to-track compatibility with 5 1/4" floppydisk drives • Built-in power switch • Hard plastic, protective floppydisk cartridge

Amdek Corp. is dedicated to marketing quality computer peripheral equipment to enhance the use of popular personal computers. Our research & development staff keeps abreast of progress in computer technology and equipment and strives to offer you state-of-the-art advances in peripheral equipment.

Amdek products are distributed nationwide and in Canada through major distributors. And, we have factory-trained manufacturer's representatives ready to serve you in every major marketing area. Amdek offices are located in Chicago, Los Angeles & Dallas.

Just circle the reader service number, or contact us to receive complete technical specifications on these Amdek products.

2201 Lively Blvd. • Elk Grove Village, IL 60007  
(312) 364-1180 TLX 25-4736

# AMDEK CORP.

# ARK COMPUTING INC.

Your Salvation  
In The Sea Of  
Inflation.

P.O. Box 2025  
Corona, CA 91720

## SPECIALS

CP/M

AMDEK  
12" Amber Monitor  
List: 210.00

ARK: 164.95

Microsoft Premium System  
Includes: softcard, ramcard, videx  
Videoterm, softswitch, user guide.

List: 695.00

ARK: 525.00

Novation Smart Cat  
1200 Baud full duplex.

List: 595.00

ARK: 495.00

### ASSEMBLERS

	List	ARK
AL.D.S.	125.00	89.95
LISA	79.95	59.95
LISA ED PAK	119.95	79.95
MERLIN	64.95	54.95

### COMMUNICATIONS

	List	ARK
ASCII		
Expresso Pro	129.95	99.95
DATA		
Capture 4.0	64.95	49.95
VISITERM	100.00	79.95
Z TERM PRO	149.95	109.95

### DATABASES

	List	ARK
dBASE II	695.00	499.95
DB MASTER	229.00	159.95
DB Utility #1	99.00	69.95
DB Utility #2	99.00	69.95
PFS	125.00	89.95
VISIFILE	250.00	184.95

### EDUCATIONAL

	List	ARK
Know		
Your Apple	34.95	29.95
Mastertype	39.95	29.95
Speed		
Reading		
Courseware	99.95	79.95
Typing Tutor II	24.95	19.95

### FINANCIAL MODELING

	List	ARK
Calestar	145.00	109.95
Desktop Plan II	250.00	184.95
Visicalc	250.00	184.95

### GRAPHICS

	List	ARK
The Artist	79.95	59.95
EZ Draw	49.95	39.95
GAS	75.00	54.95
Graphics		
Magician	59.95	44.95
Hires Secrets	125.00	89.95
Visiplot	200.00	159.95

### HARDWARE

	List	ARK
Applicard 6mhz	595.00	395.00
Graphics Plus	149.95	99.95
Keyboard Plus	99.95	69.95
Kraft Joystick	64.95	49.95
Lower Case		
Plus	64.95	49.95
Lower Case.		
Plus II	24.95	14.95
Micromodem II		
w/term. pak	409.00	319.95
Microsoft		
16K Card	99.95	79.95
Microtek		
Parallel		
Interface	139.50	64.95
Videx Combo	425.00	250.00

### MAILING LISTS

	List	ARK
Address Book	49.95	39.95
1st Class Mail	74.95	54.95
Magic Mailer	69.95	
Magic Mailer	69.95	54.95
MailMerge	250.00	189.95

### PRINTERS

	List	ARK
C. Itoh		
Prowriter 8510	595.00	475.00
C. Itoh		
Prowriter 1550	995.00	750.00
C. Itoh		
Starwriter F10	1395.	1500.
NEC		
NEC 8023	695.00	475.00

### UTILITIES

	List	ARK
Apple Doc	39.95	29.95
Applewriter		
Preboot	19.00	15.00
The Dictionary	99.95	79.95
E P F IV	79.95	59.95
Disk Recovery	30.00	21.95
Dos Boss	24.00	17.95
Dosource	39.95	24.95
Locksmith	99.95	69.95
Super Disk		
Copy III	30.00	21.95
Tip Disk #1	20.00	14.95
Utility City	29.50	21.95
Visicalc		
Preboot	49.95	39.95
Watson	49.95	39.95

### WORD PROCESSORS

	List	ARK
Exec. Sec.	250.00	189.95
Magic Window	99.95	79.95
Magic		
Window II	149.95	119.95
Pie Writer	149.95	99.95
Screenwriter II	129.95	79.95
Super		
Text 40/80	175.00	129.95
Word Handler	199.00	149.95
Wordstar	495.00	369.95

IF YOU DON'T SEE WHAT YOU NEED, GIVE  
US A CALL AND WE'LL TRY TO  
GET IT FOR YOU!

CALL FOR FREE CATALOG  
(714) 735-2250

We accept VISA/MASTERCARD, Personal checks  
(allow 10 days to clear) or COD (2.00 charge). Please  
include 3% for shipping (2.00 min.) or 5% for blue  
label (3.00 min.). Calif. residents add 6% sales tax. All  
items are new and carry manufacturers warranty.  
Prices and availability are subject to change without  
notice.

# The

# MICRO<sup>TM</sup>

# LEARNING CENTER

**Atari 800**

**Texas Instrument**

## **Features:**

- **MASTER for VIC and COMMODORE 64**

by Loren Wright

A guessing game involving concealed letter patterns.

- **Conservation of Momentum for Atari and Commodore**


by Terry Faughn

A tutorial appropriate for an introductory physics class.

- **Is a Number a Number?**

by Phil Daley

An easy way to convert from one base to another.



- **A Beginner's Computer Glossary**

Part two of our introductory dictionary.

# PUT THE FULL POWER OF YOUR VIC-20 AT YOUR COMMAND!

Order your copy of MICRO's newest book...

## MASTERING YOUR VIC-20 with eight BASIC projects

### You'll Receive:

- ◆ **MICRO Calc...** a miniature spreadsheet program that makes complex, repetitive calculations a breeze.
- ◆ **MASTER...** a guessing game that teaches programming with random numbers and flags.
- ◆ **VIC Clock...** to teach you ON GOSUB function and character graphics.
- ◆ **BREAK-UP...** a popular game that also teaches how animation is achieved with PEEKS and POKES to screen memory.

Use this coupon or the postage paid card in this issue to order.

**MICRO Books P.O. Box 151, Sharnford, WA 98148**

☐ YES, please rush me the following MICRO books, YOUR VIC-20 at only \$29.95 per copy plus \$2.00 shipping and handling.

My payment of \$\_\_\_\_\_ is enclosed in my check.

NAME \_\_\_\_\_

ADDRESS \_\_\_\_\_

CITY \_\_\_\_\_

CREDIT CARD # \_\_\_\_\_

- ◆ **Plus,** analysis programming, string manipulation, sorting, demonstrations, and more.

**Each Program  
Worth the Price  
of the Book!**

Order your copy of  
**MASTERING  
YOUR VIC-20**  
Today!




# STAMP OUT HIGH PRICES!

## On Apple® Software & Accessories...

... without sacrificing on prompt delivery or quality service. Micro Mountain sells everything at prices substantially less than the manufacturer's list. Since we maintain such a large inventory (1000's of items in stock) most orders can be filled and shipped within 24 hours after you order. And, because Micro Mountain is one of the largest retail distributors of Apple® Software in the world, we will be here should you need service at anytime after you receive your order.

So, if you're interested in— **Low Prices, Prompt Delivery AND Quality Service, SHOP AT . . .**



NOW WE  
CARRY

### FRANKLIN COMPUTERS

CALL FOR THE  
BEST PRICES!

OMEGA  
Locksmith . . . . . **\$69<sup>50</sup>**

SILICON VALLEY  
List Handler . . . . . **\$64<sup>50</sup>**

TAXAN — 12" AMBER  
Monitor . . . . . **\$147<sup>50</sup>**

STRATEGIC SIMULATIONS  
Bomb Alley . . . . . **\$47<sup>50</sup>**

EASTSIDE SOFTWARE  
Wild Card . . . . . **\$109<sup>50</sup>**

HAYES  
Micro Modem II . . **\$277<sup>50</sup>**

MICRO LAB  
Tax Manager . . . . . **\$147<sup>50</sup>**

DOW JONES  
Market Analyzer . . **\$275<sup>50</sup>**

KENSINGTON MICROWARE  
Visicalc 3.3 . . . . . **\$187<sup>50</sup>**

EDU-WARE  
Alegebra IV . . . . . **\$26<sup>50</sup>**

VISTA  
'Solo' Disk Drive . . **\$279<sup>50</sup>**

VISTA  
16K Ram Card . . . . . **\$59<sup>50</sup>**

SPINNAKER  
Rhymes & Riddles . **\$23<sup>50</sup>**

SILICON VALLEY SYSTEMS  
Word Handler . . . . **\$139<sup>50</sup>**

KENSINGTON MICROWARE  
System Saver . . . . . **\$65<sup>50</sup>**

MICROSOFT  
Multi Plan . . . . . **\$219<sup>50</sup>**

**-ASK FOR FREE CATALOG-**

**EXTRA SAVINGS BONUS!**

Any order of 3 or more programs entitles you to your choice of Original Adventure Game or Applesoft® Tutorial on disk FREE!

**PHONE IN YOUR ORDER —TOLL FREE—**  
**(800) 854-5649**

Washington State residents see phone numbers in Order Blank at Right.

**ORDER PHONE HOURS:**  
Mon.-Fri. 9 to 6 (PST)  
Sat. & Sun. 10 to 2 (PST)

**BE SURE TO ADD \$2.50 SHIPPING AND HANDLING FOR ALL SOFTWARE ORDERS, ADD ADDITIONAL \$3.00 FOR BLUE LABEL (Air). SHIPPING ON HARDWARE ITEMS—EXTRA. Washington residents add 6½% sales tax. We accept MASTERCARD, VISA and AMERICAN EXPRESS. C.O.D.'s add \$5.00.**

NAME \_\_\_\_\_

STREET \_\_\_\_\_

CITY \_\_\_\_\_ STATE & ZIP \_\_\_\_\_

CARD # \_\_\_\_\_ EXP. DATE \_\_\_\_\_

SIGNATURE \_\_\_\_\_

14517 N.E. 169th ST., WOODINVILLE, WA 98072  
ORDER PHONE — Outside Wash. — (800) 854-5649  
Wash. Residents & Cust. Service (206) 483-2000

# MASTER for VIC-20 and COMMODORE 64

by Loren Wright

*Apple Listing appears on page 82*

MASTER is a simple guessing game for one or two players. The commercial version of this game involves colored pegs. One player constructs a pattern of four colored pegs behind a screen, and it is up to the other player to guess the concealed pattern. The first player provides the second player with clues, telling him how many pegs have been guessed in the right position, and how many pegs are the right color but in the wrong position. The second player continues to guess until he has discovered the colors and correct positions of all four pegs. The number of guesses is the score, and the player with the lower score wins. The computer uses letters instead of pegs, but the rules are the same. In fact, the MASTER program offers you a choice of three different game versions, and you can modify the program to play even more games.

## Running the Program

Position the tape to load the program MASTER. Hold down the shift key and press RUN/STOP. When the program is loaded, the screen will clear and the message '1 OR 2 PLAYERS?' will be displayed at the top. For the moment, select '1'. The two-player game is described later. Next you are offered a menu of game difficulty levels. Press '1', '2', or '3' to select a game. (You can change your choice for the next game, if you want.) The rules appropriate to the game you have selected are then displayed. The rules are printed here for reference.

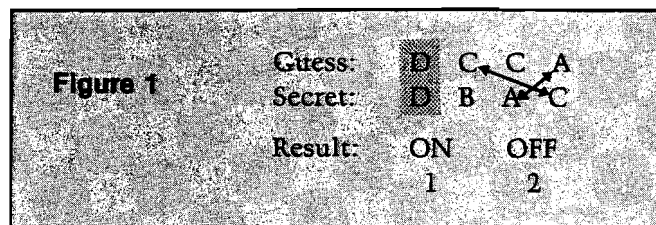
In the EASY game, only A, B, C, and D are allowed, and no letter may be repeated in the secret pattern. Your guesses may include repeated letters, though. In the MID game, only A, B, C, and D are allowed, but these letters may be repeated in the pattern. In the HARD game, A, B, C, D, E, and F are allowed, and letters may be repeated.

Press any key (except RUN/STOP) to continue. The computer now generates, at random, a secret pattern. The screen will clear and appear as below:

```
SELECT LETTER ON OFF
> ■
```

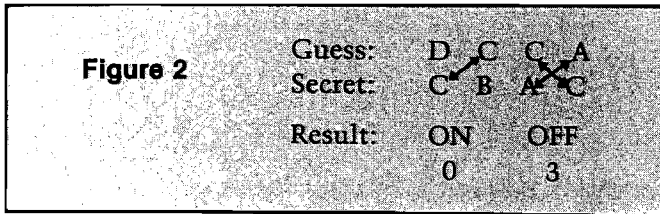
The flashing-square cursor appears right after the '>'. Only '?', '←', and the letters allowed in the game will be accepted from the keyboard. (The RUN/STOP key does work, though!) Acceptable characters will be printed on the screen; unacceptable ones will have no effect. As soon as you enter the fourth letter in your guess pattern, the program will process it. Until you enter that fourth character, though, you may change your mind. Press '←' to restart your guess. If at any time you want to give up, the '?' key will print the secret pattern and let you start over with a new game and pattern.

When you enter the fourth item in your guess pattern, the computer matches it against the secret pattern. In the 'ON' column is the number of letters guessed correctly, and in the right position; in the 'OFF' column is the number guessed right, but in the wrong position. Understanding the matching process will help you learn to play the game better. For instance, if you guessed 'D C C A', and the secret pattern is 'D B A C', the computer will return a '1' in the 'ON' column and a '2' in the 'OFF' column.



The 'D' is in the correct position (indicated by the shading), but the 'C' and the 'A' (matches indicated with arrows), while they do exist in the

secret pattern, were guessed in the wrong position. Only one of the C's in the guess is counted, since there is only one C in the secret pattern. If the secret pattern were 'C B A C' instead, the program would return '0' in the 'ON' column and '3' in the 'OFF' column. Both C's in the guess are now counted.



When you have guessed the secret pattern correctly, you will be congratulated and told the number of guesses you took. Then the program is restarted with selection of the game level.

As you play more and more games, you will begin to develop systems to help you guess the pattern as quickly as possible. One technique that is sometimes useful is substituting one character at a time.

### Two-person Game

The two-person option allows a second player to input a secret pattern instead of having the computer come up with one. The player who will be guessing should look away from the screen while the other player inputs a pattern. The program tests for the letters allowed but it does not check for repetitions. Be sure to follow the repetition rule in effect. To go back to the one-person version press RUN/STOP, type RUN and press RETURN. This time answer '1' for the number of players.

---

## Programming Techniques in MASTER

---

### Random Numbers

In the one-player version of MASTER, the program is able to come up with a different secret pattern of letters each time the game is played. How is this done? The secret is in random numbers. BASIC is able to generate random numbers using the RND function.

A random number is one that is obtained without any predictability or repeatability. Rolling a die, flipping a coin, and spinning a roulette wheel are all means of obtaining random numbers in the real world.

Many programming applications require a source of random numbers. For statistics programs they can provide sample data to test a model, and

in physics they can be used for applications such as demonstrating the behavior of gas particles.

Many game programs require random numbers. These may be used in the form of playing cards, dice, or locations of hidden treasures. In the 1-player version of MASTER, random numbers are used to generate the secret pattern of letters.

The BASIC function RND generates pseudo-random numbers in the range between 0 and 1. Pseudo-random means each succeeding number depends to some extent on the previous one. As a result, after many thousands of numbers, the sequence will start over. This makes statistics involving very large samples sometimes difficult, but it usually causes no problem in games, which use considerably fewer numbers.

The only problem we must avoid is generating the same sequence of random numbers every time the program is run. The technique used in MASTER is to be sure the RND function has a different starting number or 'seed' each time. This is accomplished with the statement 'I=RND[-TI]' in line 8040 as part of the initialization sequence. Using a negative number as the argument for RND causes a function of the argument to be used as the seed to start the sequence of random numbers. TI is the value of an internal clock that starts at zero when the computer is turned on and increments every sixtieth of a second. Since you are very unlikely to start the program at exactly the same moment each time, you are practically assured of getting a different seed each time. If you use a negative constant instead of -TI in line 8040, you will generate the same sequence of random numbers each time. Run the program this way and you will be able to astound your friends with your psychic powers!

Now that we have a sequence of random numbers, how do we turn this sequence into the letter patterns for MASTER? Line 1020 does it all in one BASIC expression: RN=INT[RND(1)\*N+1], where N is number of letters allowed in the game. See figure 3 for a graphic illustration of how four random numbers are converted into the four letters of a secret MASTER pattern. RND(1) produces numbers in the range of 0 to 1, but this does not include either 0 or 1 themselves. First we multiply the number by the number of letters allowed in the game. If we allow four letters (N=4), then we multiply the random numbers by four to get numbers in the range 0 to 3.999.... Next we add 1 to make it 1 to 4.999.... Then we use the BASIC INT function to remove whatever is to the right of the decimal point, leaving us with 1, 2, 3, or 4. These numbers are never actually converted to letters. Instead, the letters the player types for a guess are converted to numbers.

Figure 3	BASIC Function	Element #			
		1	2	3	4
	RND(I)	555877482	689094948	828839479	.0619696133
	*4	2.22350993	2.75637979	3.31535792	.247878453
	+1	3.22350993	3.75637979	4.31535792	1.24787845
	INT( )	3	3	4	1
	LETTER	C	C	D	A

The same technique can be used to get random numbers over any range. For dice, multiply by six, take the integer, and add 1. For playing cards, multiply by 52, take the integer, and add 1. (Converting 1 to 52 into suits and ranks is another problem!)

### Flags and Logic

One of the most powerful features of a computer is its ability to make decisions. MASTER uses the computer's decision-making ability throughout its program.

Every decision boils down to deciding whether an expression is true or false. The BASIC IF...THEN construction decides whether an expression is true or false. If the expression after the IF is true, then whatever appears on the line after the THEN is executed. If the expression is false, then the rest of the line is skipped and execution continues with the next line.

BASIC doesn't actually handle the words 'true' and 'false.' Instead, it assigns -1 to represent 'true' and 0 to represent 'false'. When evaluating expressions, any non-zero result is considered 'true'. To see this in action try the following example:

```
10 INPUT "A=";A
20 INPUT "B=";B
30 IF A=B THEN PRINT "TRUE": GOTO 50
40 PRINT "FALSE"
50 PRINT A=B
60 GOTO 10
```

Run this program. Type in a value for A, press RETURN, type in a value for B, and press RETURN. If the number you entered for A equals the number you typed for B, then 'TRUE' will be printed, followed by -1. Otherwise 'FALSE' is printed, followed by 0. The number -1 or 0 is the value BASIC assigned to the expression 'A=B'. Line 180 in MASTER checks to see if the number of correct position matches (PM) is equal to the number of letters (NN) in the pattern. If so, the player has correctly guessed the pattern and the

congratulation routine 6000 is executed before starting a new game by returning to line 100.

Now enter the following program example that demonstrates the use of a flag.

```
10 INPUT A
20 IF A THEN PRINT "TRUE": GOTO 40
30 PRINT "FALSE"
40 GOTO 10
```

Try a few numbers. Every number except 0 will result in 'TRUE' being printed. Entering 0 will produce a 'FALSE'. The 'A' in line 20 is evaluated just like any other expression. If it is non-zero then it is considered true.

A flag is a convenient device in a program. It can be either set (true or -1) or clear (false or 0). BASIC doesn't have a special variable type for flags, but either integer or floating point variables may be used that way. MASTER uses several variables as flags: RP, RQ, and the arrays PF( ) and PG( ). RP is set or cleared in the game selection routine (in line 7100, 7200, or 7300), depending on the game chosen. In line 1030, if RP is set (= -1) then lines 1040-1080, which prevent duplicate letters in the pattern, are skipped. RQ stays cleared unless a duplicate letter is found. If the flag is set, then the program returns to 1020 to determine a new number. Each element of the secret pattern has an element in the flag array PF( ), and each element in the guessed pattern has an element in the flag array PG( ). See the discussion under "Processing a Guess" for details of how these flags are used.

Another interesting use of a flag is in the display of the congratulation message (6080-6150). A FOR...NEXT loop is used to alternate the variable I between -1 and 0. The flag I is tested in lines 6090 and 6120. If the flag is set, then the reverse-field character is printed. When the flag is clear, the following message is printed in normal characters. This produces the alternating reverse-field effect.

The program has to make decisions in a number of other places, evaluating an expression

to determine what to do next. The IF...THEN statement is used most commonly for decision making, but ON...GOSUB and ON...GOTO are also used. ON...GOSUB is used in line 110 to decide whether to generate a random pattern in a 1-player game, or to let a player input a pattern.

### Processing a Guess

As explained earlier, the match count is determined by first checking for exact position matches and then going through to check for out-of-position matches. No element in either the secret or guess pattern may be used more than once in a match.

To avoid re-using pattern elements in matches, we need to program a way to "cross off" pattern elements that have been used in a match. In addition to the two arrays of the elements themselves, two corresponding flag arrays are used.

At the beginning of the matching process, all the flags are cleared, or set to zero (3010-3030). As each match is detected, the flags corresponding to the matched elements are set (in lines 3050 and 3550). The flags are checked in lines 3520 and 3540. If the flag is set, then the matching process is skipped and the next element is checked. In addition, when a match is found in line 3550, the higher numbered elements in the guess pattern are skipped by setting the loop index J to its maximum value, NN. The NEXT J statement in line 3560 sees J equal to its maximum value and is fooled into thinking it's through with the specified repetitions. Control passes to the NEXT I statement in line 3570.

This process is graphically demonstrated in figure 4. I is the index into the secret pattern, while J is the index into the guess pattern. The boxes indicate the two elements currently being compared, PM is the number of position matches,

and OM is the number of out-of-position matches. A shaded box indicates a match and a diagonal line through an element indicates that it has been used in a match already. First, the position matches are checked. The result is 1, with the D's in the first position crossed off. In the program, the flags PF(1) and PG(1) are set to -1.

Next, the out-of-position matches are checked. Since the first elements in each pattern have already been used, the comparison begins with the second elements. No match is found for the B, so the search continues with the third element of the secret pattern and the second element of the guess pattern. When the match is found with the fourth guess element, these two are crossed off, and the out-of-position match counter OM is incremented. A match is found immediately for the fourth secret pattern element, so the remaining two elements are skipped, and the counter incremented again. One position match and two out-of-position matches are reported to the player.

If you are still confused about how this works, try a different pattern and construct a table similar to figure 4. You might also try running through the program lines with an example.

## Customizing your MASTER Game

### Adding an EXPERT Level

Because of the way MASTER is written it is easy to add your own version to the game. As an example of how to do this, let's add an EXPERT game to the three choices we have already. Add or substitute the following lines to the program supplied.

```
2100 PRINT "[RVS]"CHR$(T + 64)"[OFF]";
7050 PRINT "[CD][2 CR][RVS]1[OFF]  EXPERT"
```

**Figure 4**

	Secret Pattern					Guess Pattern				PM	OM
I					J						
1	<del>D</del>	B	A	C	1	<del>D</del>	C	C	A	1	0
2	<del>B</del>	<del>B</del>	A	C	2	<del>B</del>	<del>C</del>	C	A	1	0
3	<del>B</del>	B	<del>A</del>	C	3	<del>B</del>	C	<del>C</del>	A	1	0
4	<del>B</del>	B	A	<del>C</del>	4	<del>B</del>	C	C	<del>A</del>	1	0
2	<del>B</del>	<del>B</del>	A	C	2	<del>B</del>	<del>C</del>	C	A	1	0
2	<del>B</del>	<del>B</del>	A	C	3	<del>B</del>	C	<del>C</del>	A	1	0
2	<del>B</del>	<del>B</del>	A	C	4	<del>B</del>	C	C	<del>A</del>	1	0
3	<del>B</del>	B	<del>A</del>	C	2	<del>B</del>	<del>C</del>	C	A	1	0
3	<del>B</del>	B	<del>A</del>	C	3	<del>B</del>	C	<del>C</del>	A	1	0
3	<del>B</del>	B	<del>A</del>	C	4	<del>B</del>	C	C	<del>A</del>	1	1
4	<del>B</del>	B	<del>A</del>	<del>C</del>	2	<del>B</del>	<del>C</del>	C	<del>A</del>	1	2

# LEARNING CENTER

```
7070 T = VAL(T$):IFT < 1ORT > 4THEN7060
7080 ONTOSUB7100,7200,7300,7600
7600 N = 8:RP = - 1:G(1) = 8:G(2) = 12:G(3) = 16:
      G(4) = 20:G(5) = 25
7610 PRINT"[CLR]EXPERT GAME:"
7620 GOSUB7400
7630 PRINT"[CD][2 CR]MORE THAN ONCE"
7640 RETURN
```

This version of the game allows the first eight letters of the alphabet. The operation of the game itself is controlled by the values of N and RP in line 7600. The rest of the program changes involve adding the game to the menu and displaying the rules. The value of N determines the number of letters allowed in the game. RP is a flag, which, if set, allows repeats of letters in the pattern [see the "Flags" section above]. The array G( ) holds the cut-off numbers of guesses for each congratulation message. Adjust these values and program the appropriate messages, as in the example above, and you will be able to add your own game version.

### *Congratulation Messages*

As part of the initialization routine, six congratulation messages are defined in lines 8060 and 8070. You can change these messages, as well as the cut-off values G( ) defined in lines 7100, 7200, and 7300.

### *Number of Elements in Pattern*

The number of elements is four for all versions of the game described so far. This number can be changed to practically any number, the only limitations being the width of the display and the amount of memory in your VIC-20. The number of elements in the pattern is determined by the value of NN in line 8050 of the initialization routine. Change line 8050 to read: 8050 NN = 3. Now run the program. Notice that everything works as before, except only three letters are generated in the secret pattern, and only three are expected in each guess.

To program more elements in the pattern, two additional changes must be made, both in line 8040:

```
8040 FD$ = "[BLK][SPC]":BK$ = "[CL]"
      :CR$ = CHR$(13):CF = 204
```

With this change, five or six elements can be accommodated without disturbing the rest of the display. Substitute for line 8050, as above: 8050 NN = 5 or 8050 NN = 6. One solution for longer patterns is to print the clues on the next line:

```
180 PRINTTAB(34)"[BLK][SPC]"PM;OM
```

Another solution is to further compress the letters in the guess:

```
8040 FD$ = "[BLK]":BK$ = "":CR$ = CHR$(13)
      :CF = 204
```

Patterns of 11 or more elements require a DIM statement in the initialization routine. For example,

```
8050 NN = 11:DIMR(NN),GU(NN),PF(NN),PG(NN)
```

along with one of the display adjustments above, sets up the game for 11 elements.

---

## Program Description

---

Initialization (10): Subroutine 8000 sets up a number of constants, and subroutine 7500 gets the number of players.

Program mainline (100-200): Subroutine 7000 gets the skill level for the game and displays the instructions for the game. Subroutine 5000 waits for a key to be pressed before continuing with the main program.

Line 110 uses the ON...GOSUB structure to determine whether to call subroutine 1000, which generates a random pattern, or subroutine 4000, which allows one player to input a pattern. NP can have only two values, 1 or 2. On 1, subroutine 1000 is called; on 2, subroutine 4000 is called.

GN is used to count the number of guesses. Line 130 calls subroutine 2000, which prints the header on the screen and receives the first guess. The second and subsequent guesses return to line 140 where the same subroutine is called at 2020, to avoid having the header reprinted for each guess.


A '?' indicates that the player has given up. A call is made to subroutine 9000, which prints out the secret pattern. GOTO 100 starts the player out with a new game.

Next the guess must be processed. Before each call to the processing routines, the match counters PM and OM are zeroed. Subroutine 3000 processes the guess, first checking for position matches and then for out-of-position matches. If PM (the number of position matches) equals NN (the number of elements in the pattern), then the player has guessed the pattern. Subroutine 6000 is the congratulations routine.

Line 190 prints out the results of the matching, with the position matches under the heading 'ON' and the out-of-position matches under the heading 'OFF'. When the TAB(12) expression is

# DON'T ASK PROVIDES THE MISSING LINKS

↔ the link between your modem and the outside world. For hassle-free communications, phone right in with TELETARI, The Friendly Terminal.



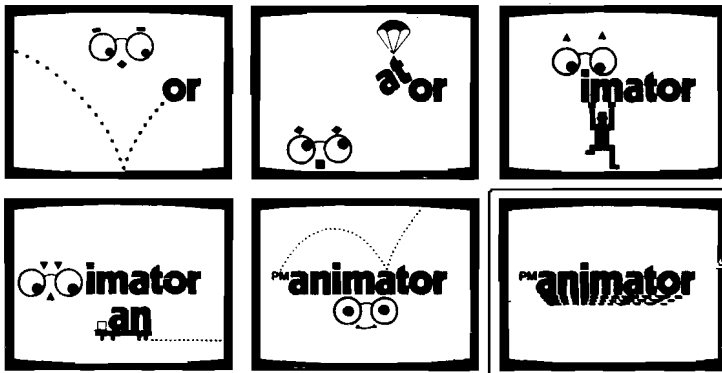
## Teletari

Your Atari has never had such easy access to the whole world of telecommunications - bulletin boards, news reports, large time-sharing computers, the works. Now it's a snap to tap into all these, and it's just as easy to transfer your program or text files to and from a remote computer. Meet TELETARI, The Friendly Terminal. It's just what your modem needs: a powerful, adaptable telecommunications package that's a cinch to use. With TELETARI, you simply choose the desired communications function from a menu. Commonly used terminal parameters are included in the program, but you can change them to suit your needs with a couple of keystrokes, using another handy menu, and store the ones you plan to use again. TELETARI's generous buffer stores up to 20K, so you can review, print, or save received information long after you've hung up the phone. You never knew using a modem could be so convenient. Because it's very flexible, TELETARI is compatible with most modems and a wide variety of computers. And because it works through the RS 232 port, TELETARI is not limited to modem/telephone uses. Put it to work in any RS232 application your imagination can devise - even operating a laser disk!

- buffer of up to 20K
- menu-driven
- highly adaptable
- supports all 850 options
- compatible with 1200 baud modems and BIT 3 Full-view 80™ board
- suitable for any RS232 application

**\$39.95** Requires Basic, 32K RAM, disk, 850 Interface

↔ the link between BASIC and arcade-style graphics. Draw and animate pictures for your own BASIC games and other programs with pm ANIMATOR. Create running men, flying rockets, moving figures of all kinds.




Now available from DON'T ASK

BASIC programmers, pm ANIMATOR puts the power of Player-Missile Graphics at your fingertips.

**\$34.95** Requires 32K RAM, BASIC, disk.

## pm animator



To order direct from Don't Ask, send a check or money order, or call to order COD. Add \$2.00 for shipping and handling. California residents add 6% sales tax (6.5% if you reside in L.A. County).

↔ the link between fast game action and verbal learning:

## WORDRACE

Kids and adults, increase your vocabulary while you compete in this exciting word game.

Disk version:

3 levels of play - Beginner, Regular, Challenge  
Requires 32K RAM, disk, BASIC. \$24.95

Cassette version:

2 levels of play - Beginner, Intermediate  
Requires 16K RAM, cassette, BASIC. \$19.95

↔ turn WORDRACE into a history game or a famous athletes game, and get more vocabulary words, with the WORDRACE accessory disk: CLAIM TO FAME/SPORTS DERBY. 3 new games in all.

Disk only. Requires WORDRACE disk. \$19.95



↔ the link between you and what your Atari is really thinking:

## ABUSE

the insult-exchange program. Have you cursed out your computer? Now it can understand you and answer back! Requires 40K RAM, BASIC, disk. \$19.95. Release your aggressions! Inflict ABUSE on anyone who's got it coming!

**DON'T ASK**  
↔ the link between technical excellence and the fun of computing. Why do we give you so much? Don't Ask.

**DON'T ASK** INC.  
**COMPUTER SOFTWARE**

2265 Westwood Bl., Ste. B-150  
Los Angeles, CA 90064  
(213) 477-4514 or 397-8811

Circle No. 36

## LEARNING CENTER

encountered in a PRINT statement the cursor moves to the twelfth character position on the screen.

The guess counter GN is incremented and the program loops back to 140 for another guess.

Generate Random Numbers (1000-1110): This routine is called at the beginning of each one-player game to generate the secret pattern. In the supplied version of the game NN is always 4, so four numbers are generated. Line 1020 returns in RN an integer between 1 and the number of letters allowed in the game (N). If RP is non-zero, then repeats are allowed in the pattern. Lines 1040-1080 are skipped and RN is copied into R(I), the current element of the pattern. If repeats are not allowed (RP=0), then each RN must be checked against the previous elements in the pattern R( ). In line 1040 RQ is set to 0 to indicate that no element has been found so far to match RN. If I=1 then there aren't any numbers in the pattern and we can skip to 1090 and accept this RN. The FOR...NEXT loop on J (lines 1050-1070) goes from 1 to the previous element (I-1). If RN is found to match an existing element (RN=R(J)) then RQ is set to -1 to indicate a match has been found and J is set to I-1 to terminate the FOR...NEXT loop. If no match is found, then the loop continues through all the previously assigned elements. RQ is tested in line 1080: if it is non-zero, then another RN must be calculated (return to 1020); if it is still zero, then we can accept the RN and install it in the current element R(I) of the pattern. The outside FOR...NEXT loop (1010 to 1100) continues until all of the elements required in the pattern have been calculated.

Process Guess (2000-2130): As discussed above under the program mainline, this routine is usually called at 2020, but the first time the call is made to 2000 to print the heading 'SELECT LETTER ON OFF'.

The routine consists of a big FOR...NEXT loop, where I starts with a value of 1 and ends with the value NN, the number of elements in the pattern. Within this loop, characters from the keyboard are accepted or rejected. The GET function returns with a character from the keyboard. If no key has been pressed, then the string T\$ is assigned a null value. As long as T\$ continues to be a null string, the program will keep looping on line 2060. As soon as a key is pressed, the program continues at line 2070. Normally, when the GET function is used, the cursor does not flash. POKEing a 0 into CF (a constant set to 204 in the initialization) starts the cursor flashing; POKEing a 1 turns it off. It must be turned off between GETs to avoid depositing cursor characters in unwanted places.

Two special characters '←' and '?' are tested. On

'←', the loop is terminated by setting I to NN and executing a NEXT statement. The GOTO 2030 starts the loop over again. If we had failed to terminate the loop (by omitting the I=NN and NEXT statements) the user would be able to crash the program by repeatedly hitting the '←' key. BASIC keeps track of each FOR...NEXT loop in an area of memory called the stack. If we don't terminate a loop, that information continues to occupy space on the stack. Repeated calls to 2030 with the '←' key will continue to build up new FOR...NEXT information on the stack until there is no room left. At this point the program crashes with an ?OUT OF MEMORY ERROR. The '?' character is dealt with similarly. The FOR...NEXT loop is terminated and a RETURN is made to the program mainline.

Other characters are converted in line 2100 to their numeric codes with the ASC function. The code for the letter A is 65, so subtracting 64 converts letters into numbers beginning with 1. If T is less than 1 or greater than the number of letters allowed in the pattern, then BK\$ (a constant defined as two [CL] characters) is printed and the program branches to 2050 to GET another character. If the character is accepted, then the appropriate colored letter block OB\$(T) is printed and the number T is stored in the current element of the guess pattern GU(I). RETURN takes the flow back to the mainline.

Matching Routines (3000-3580): These routines are described in more detail in the main text under the section "The Matching Process."

3010-3030 clear the flag arrays PG( ) and PF( ) by setting them to zero. 3050-3070 advance, position by position, through the secret pattern R( ) and guess pattern GU( ) arrays checking for matches. If a match is found, the position match counter PM is incremented and the corresponding flags are set to -1.

Line 3500-3580 check all the other possibilities for matches. The flags are used to cross off elements as they are matched. Some economy is achieved by skipping over crossed-off elements (lines 3520 and 3540) and by terminating the inside loop as soon as a match is found (J=NN at the end of line 3550).

Input Pattern with Two Players (4000-4160): After the instructions are displayed, this routine accepts letters one-by-one until the pattern is filled. It is similar to the guess-processing routine [2000-2130]. Instead of filling the guess array, the secret pattern array R( ) is filled. See the description above for details.

ANY KEY WHEN READY (5000-5020): The string CN\$ is a constant defined in the initialization routine. The result is to print the



# Now YOU can write professional quality interactive Computer-Assisted Instruction materials and simulations

EnBASIC™ can help YOU

## USER-FRIENDLY INPUT

### Features:

- Alternate Fonts
- Answer Editing
- Forced Keys
- Jumping Keys
- Number-of-Tries Counter
- Superscripts and Subscripts
- Timing
- Upper- and Lower-Case

## ANSWER JUDGING



For the Apple II plus\* and //e\*, with at least 48k of memory and 3.3 DOS.

Authors Paul Tenczar, Stanley Smith, and Allen Avner have produced CAI and similar user-oriented software for more than 20 years. Here are routines and authoring aids critical to preparation of high-quality, user-friendly materials.

EnBASIC adds to Applesoft\* BASIC. All features of BASIC are still present.

### A flexible display design allows for:

- Proportional spacing, superscripts, subscripts, underlining, and automatically backspaced diacritic marks in text
- Double or standard size characters displayed anywhere on the High Res screen
- Lower-case characters on the Apple II plus\*

### Advanced input handling affords you:

- State-of-the-art answer-judging
- Automatic indication of spelling and typing errors
- Character-by-character error feedback for missing, extra, or wrong letters, inverted letter order, errors in accenting, capitalization, sub- or superscripting

- Synonym lists allowed as part of expected responses
- You get all these features simply by specifying a correct response and including an EnBASIC command that implements spelling checks with feedback.

### The Package

A **94-page manual** containing a tutorial on use of EnBASIC with examples, implementation hints, and technical details (available separately for \$20.00 which may be applied to the full purchase price of \$150.00).


A **pocket guide** to EnBASIC commands

A **master and back up diskettes** containing: the EnBASIC augmentation program, six ready-made character sets, four sizes of English letters plus Cyrillic and Greek together with editors which allow you to design your own character sets and redefine key set functions.

A **sample program diskette**

\*Registered trademark of the Apple Computer Company  
™ A trademark of Computing Teaching Corporation

**EnBASIC Package . . . . . \$150.00**



To order or receive our catalog, call or write today!

# COMPRESS

DEPARTMENT E  
P.O. Box 102, Wentworth, NH 03282  
(603) 764-5831 / 5225

For more information contact: Jane Wescott, 286 Congress Street, Boston, MA 02210 (617) 426-2224.

Circle No. 39

# LEARNING CENTER

message 'ANY KEY WHEN READY' at the bottom of the screen. The one-line GET loop must receive a key before a RETURN.

Congratulation Routine (6000-6190): 6010-6060 use the number of guesses GN to determine the congratulation message. The array G( ) is set up for each version of the game in 7100, 7200, or 7300. The messages MS\$( ) are set up as constant strings during initialization. By comparing GN to each cutoff value G( ) with the < = (less than or equal to) operation, the subscript MS for the array MS\$( ) is determined.

Lines 6070-6180 display the congratulation screen, alternating the message and the number of guesses between reversed and normal characters. The use of I as a flag is discussed above under "Flags." If I = -1 then the [RVS] character is printed. Its value alternates between -1 and 0.

The string functions STR\$ and MID\$ applied to GN in line 6130 make the display of the number of guesses more attractive. The STR\$ function converts the number GN to a string of characters. Positive numbers leave a space in front of the numeric characters that normally would be occupied by the '-' character. To get just the numeric part of the string the MID\$ is used in a special way to get all the characters from the second position on. Normally the items included in the parentheses after MID\$ are the name of the string, the character position to start, and the number of characters to extract. If just the first two items are included, then the remainder of the string is the result. Specifying 2 for the second parameter converts the string of the number of guesses to the same string without the leading space.

Line 6140 is a FOR...NEXT loop that does nothing between the FOR and the NEXT! By adjusting the number after the TO, you can achieve a delay in the program of nearly any desired time. Here it controls the rate of the flashing.

The GET function is used in line 6170 in a way opposite to its use in 2050, 4090, 5000, and 7060. As long as no key is pressed (T\$ does not equal "" ), the message continues to flash. When a key is pressed, the RETURN instruction is executed.

Select Game and Display Instructions (7000-7440): 7010-7040 display a menu listing the different games available. Line 7060 awaits a key, which is converted to a number and tested against the range of the menu in line 7070. If the key is out of range, then the program branches back to 7060 for another key. The ON...GOSUB instruction in line 7080 calls 7100 if T is 1, 7200 if T is 2, or 7300 if T is 3.

Each of these set-up-and-display routines establishes N (the number of letters allowed in the

game), RP (the flag determining whether or not repeats are allowed), and G( ) (the array of guess number cutoff values for the congratulation messages). Then the name of the game is displayed. Next subroutine 7400, which displays parts of the instructions common to all games, is called. Finally, the rule regarding repeats is printed in the proper place.

Subroutine 7400 first prints the colored letter blocks corresponding to the number of letters allowed (N). If the number allowed is four, the first four letter blocks are printed. Then the portion of the directions common to all versions of the game is printed.

Get Number of Players (7500-7520): This subroutine is called once when the program is first run. It uses subroutine 5010 (5000 without the ANY KEY WHEN READY message) to GET a key. Only 1 or 2 is accepted and the value is returned in NP.

Initialization (8000-8080): Sets up constants used in the program. See variable usage table for descriptions of the variables.

Print Pattern on Give-up (9000-9040): The secret pattern is printed out in the appropriate colored letter blocks, using the secret pattern array R( ). Subroutine 5000 is used to wait for a key before starting a new game.

## Running MASTER on other Commodore Computers

The program will run as it is on a Commodore 64. For PET Computers, change the value of CF from 204 to 167 (line 8040). Also, omit the color control codes.

### MASTER Listing


```
10 GOSUB 8000:GOSUB7500:REM SET UP CONSTANTS,
    SELECT # OF PLAYERS
100 GOSUB7000:GOSUB5000:REM SELECT GAME LEVEL,
    WAIT FOR KEY
110 ON NP
    GOSUB 1000,4000:
    REM RANDOM OR PLAYER-INPUT PATTERN
120 GN=1
130 GOSUB2000:GOTO150:REM HEADER, ENTER GUESS
140 GOSUB2020:REM ENTER GUESS (NO HEADER)
150 IF T$=""
    THEN GOSUB 9000:
    GOTO 100
160 PM=0:OM=0
170 GOSUB 3000:
    REM PROCESS GUESS, RETURN PM,OM
180 IF PM=NN
    THEN GOSUB 6000:
    GOTO 100
190 PRINT TAB(12);"BLKJ "PM:OM
200 GOTO 100
200 GOTO 140

1000 REM GENERATE RANDOM NUMBERS
1010 FOR I=1 TO NN
1020 RN=INT(RND(1)*N+1)
```

**SOUTHWESTERN DATA SYSTEMS**

PROUDLY INTRODUCES ONE OF THE TASTIEST MACHINE LANGUAGE DEVELOPMENT SYSTEMS AVAILABLE...

# "THE S-D-S COMBO!"



## Assembly Lines: The Book

**A BEGINNER'S GUIDE TO 6502 PROGRAMMING ON THE APPLE II**

For beginners, ASSEMBLY LINES: THE BOOK provides a clear and non-technical introduction to machine language programming on the Apple. Drawn from the monthly column in Softalk Magazine and expanded to provide even more information, ASSEMBLY LINES: THE BOOK has already received critical acclaim as the best tutorial on machine language programming available.

Example programs include paddles, sound, disk files and more, all presented with the novice programmer in mind. The book also includes an excellent reference section listing each machine language command, and a sample listing illustrating its most common uses in actual source listing.

**SUGGESTED RETAIL PRICE: \$19.95**

## Merlin

**A 6502 MACRO ASSEMBLER**

For programming on the Apple II, there is no finer assembler available for the Apple II, while at the same time being the easiest to use.

**IN FACT, WE'RE SO CONFIDENT OF THIS CLAIM THAT IF YOU CAN FIND A BETTER ASSEMBLER WITHIN 30 DAYS OF PURCHASE, SIMPLY RETURN THE COMPLETE MERLIN PACKAGE FOR A FULL REFUND!**

A full featured macro assembler with optional assembly to disk and use of include files. Merlin's editor has word processor like power with such options as global search/replace, a powerful line editor and more. The package also includes SOURCEROR, a utility to generate labeled pseudo source code from raw binary files, and also SOURCEROR.FP, a fully labeled and commented source listing of Applesoft BASIC!

**SUGGESTED RETAIL PRICE: \$64.95**

## munch a bug

**A 6502 PROGRAMMER'S UTILITY**

To save our time, we would like to return MUNCH-A-BUG to you very usefully provides the means to trace through machine language programs one step at a time. This is very educational to the beginner, and an invaluable debugging aid to the advanced programmer. In addition, the same money-back guarantee applies to MUNCH-A-BUG as to MERLIN!

More than a simple step and trace utility, MUNCH-A-BUG includes its own mini assembler, supports labels and even conditional trace flags. This means M.A.B. can be put in a 'dormant' state, which will later 'pop-up' in the trace mode, only when certain conditions are met. Thus routines within fully operational programs can be tested right on the fly.

**SUGGESTED RETAIL PRICE: \$49.95**

## SPECIAL COMBINATION PRICE: \$119.95

CALIFORNIA RESIDENTS ADD 6% SALES TAX

Please ask your local Apple dealer for more details, or write SDS for a sample list of MERLIN's commands and a complete product guide of over 20 other outstanding programs!

\*MERLIN is the assembler of choice of these leading software companies: ARTSCE, INC., BRODERBUND SOFTWARE, INC., GEBELLI SOFTWARE, INC., PROMETHEUS PRODUCTS, INC., SIRIUS SOFTWARE, INC., SYNERGISTIC SOFTWARE.

# southwestern data systems™

P.O. BOX 582-M • SANTEE, CALIFORNIA 92071 • TELEPHONE: 619/562-3221

Circle No. 40

**MASTER Listing (continued)**

```

1030 IF RP
      THEN 1090
1040 RQ=0:
      IF I=1
      THEN 1090
1050 FOR J=1 TO I-1
1060   IF RH=R(J)
      THEN RQ=-1:
      J=I-1
1070 NEXT J
1080 IF RQ
      THEN 1020
1090 R(I)=RN
1100 NEXT I
1110 RETURN
2000 REM PRINT HEADER
2010 PRINT "[CLR][RVS][PUR]SELECT LETTER
      [OFF] ON OFF[CD]"
2020 REM PROCESS GUESS
2030 FOR I=1 TO NN
2040   PRINT FD#:
2050   POKE CF,0
2060   GET T$:
      IF T$=""
      THEN 2060
2070   POKE CF,1
2080   IF T$="←"
      THEN PRINT CR#"[CU]          [CU]":
      I=NN:
      NEXT :
      GOTO 2030
2090 IF T$="?"
      THEN I=NN:
      NEXT :
      GOTO 2140
2100 T=ASC(T$)-64:
      IF T<1 OR T>N
      THEN PRINT BK#;:
      GOTO 2040
2110 PRINT OB$(T);
2120 GU(I)=T
2130 NEXT I
2140 RETURN

3000 REM CLEAR FLAGS
3010 FOR I=1 TO NN
3020   PF(I)=0:
      PG(I)=0
3030 NEXT I
3040 REM CHECK FOR POSITION MATCHES
3050 FOR I=1 TO NN
3060   IF R(I)=GU(I)
      THEN PF(I)=-1:
      PG(I)=-1:
      PM=PM+1
3070 NEXT I
3500 REM CHECK FOR OTHER MATCHES
3510 FOR I=1 TO NN
3520   IF PG(I)
      THEN 3570
3530   FOR J=1 TO NN
3540     IF PF(J)
      THEN 3560
3550     IF R(I)=GU(J)
      THEN OM=OM+1:
      PF(J)=-1:
      PG(I)=-1:
      J=NN
3560   NEXT J
3570 NEXT I
3580 RETURN
4000 REM INPUT PATTERN
4010 PRINT "[CLR]ONE PLAYER ENTERS"
4020 PRINT " PATTERN"
4030 PRINT "WHILE OTHER PLAYER"
4040 PRINT " LOOKS AWAY"
4050 PRINT "[LCD]ENTER PATTERN:"
4060 FOR I=1 TO NN

```

**MASTER Listing (continued)**

```

4070 PRINT FD#:
4080 POKE CF,0
4090 GET T$:
      IF T$=""
      THEN 4090
4100 POKE CF,1
4110 IF T$="←"
      THEN PRINT BK#:
      I=NN:
      NEXT :
      GOTO 4060
4120 T=ASC(T$)-64:
      IF T<1 OR T>N
      THEN 4080
4130 PRINT OB$(T);
4140 R(I)=T
4150 NEXT
4160 RETURN
5000 PRINT CN#
5010 GET T$:
      IF T$=""
      THEN 5010
5020 RETURN

6000 REM CONGRATULATIONS
6010 IF GN=1
      THEN MS=1:
      GOTO 6070
6020 IF GN<=G(1)
      THEN MS=2:
      GOTO 6070
6030 IF GN<=G(2)
      THEN MS=3:
      GOTO 6070
6040 IF GN<=G(3)
      THEN MS=4:
      GOTO 6070
6050 IF GN<=G(4)
      THEN MS=5:
      GOTO 6070
6060 MS=6
6070 PRINT "[CLR]";
6080 FOR I=-1 TO 0
6090   IF I
      THEN PRINT "[RVS]";
      PRINT "[HOME][RED]"MS$(MS)
6100   PRINT "[CD][PUR]YOU TOOK [CYN]";
6110   IF I
      THEN PRINT "[RVS]";
6120   PRINT MID$(STR$(GN),2);"[OFF]
      [PUR] TRIES!"
6130   FOR J=1 TO 200:
      NEXT J
6140 NEXT I
6150 PRINT CN#
6160 GET T$:
      IF T$<>""
      THEN RETURN
6170 GOTO 6080
7000 REM PROCESS INITIAL CONDITIONS
7010 PRINT "[CLR]SELECT GAME:"
7020 PRINT "[CD][CR][CR][RVS]1[OFF] EASY"
7030 PRINT "[CD][CR][CR][RVS]2[OFF] MID"
7040 PRINT "[CD][CR][CR][RVS]3[OFF] HARD"
7050 GET T$:
      IF T$=""
      THEN 7060
7070 T=VAL(T$):
      IF T<1 OR T>3
      THEN 7060
7080 ON T
      GOSUB 7100,7200,7300
7090 RETURN
7100 N=4:RP=0:G(1)=3:G(2)=5:G(3)=7:
      G(4)=10:G(5)=15
7110 PRINT "[CLR]EASY GAME:"
7120 GOSUB 7400

```

# COMPU SENSE

## VIC-20®

VIC-20®	<b>Personal Computer</b>	\$169.95
VIC-1515	<b>Printer</b>	334.95
VIC-1530	<b>Datsette</b>	67.50
VIC-1541	<b>Disk Drive</b>	375.00
VIC-1010	<b>Expansion Module</b>	139.95
VIC-1311	<b>Joystick</b>	9.95
VIC-1312	<b>Game Paddles</b>	19.95
VIC-1600	<b>Telephone Modem</b>	99.95
VIC-1210	<b>VIC 3K Memory Expander Cartridge</b>	34.95
Plugs directly into the VIC's expansion port. Expands to 8K RAM total.		
VIC-1110	<b>VIC 8K Memory Expander Cartridge</b>	52.50
8K RAM expansion cartridge plugs directly into the VIC.		
CM101	<b>VIC 16K Memory Expander Cartridge</b>	99.95
CM102	<b>24K Memory Expander Cartridge</b>	119.95
VIC-1011A	<b>RS232C Terminal Interface</b>	39.95
Provides interface between the VIC-20 and RS232C telecommunications modems. Connects to VIC's user port.		
<b>PETSPEED</b> - Basic Compiler for Commodore 130.00		
Compile any Pet Basic program. The only optimizing compiler. Programs compiled with Petspeed run up to 40 times faster. Petspeed code is unlistable and compiled programs cannot be tampered with. No security device required for compiled programs. Available NOW for the Commodore 64.		
<b>Star Gemini 10 Printer</b>		Call for price
<b>Star Gemini 15 Printer</b>		Call for price
<b>SMD Monitor</b>		Call for price

<b>CARDBOARD 6</b>	\$87.95
An expansion interface for the VIC-20. Allows expansion to 40K or accepts up to six games. May be daisy chained for more versatility.	
<b>CARDBOARD 3</b>	\$39.95
Economy expansion interface for the VIC-20.	
<b>CARD "2" CARD/PRINT</b>	\$79.95
Universal Centronics Parallel Printer Interface for the VIC-20 or CBM-64. Use an Epson MX-80 or OKIDATA or TANDY or just about any other.	
<b>CARDETTE</b>	\$39.95
Use any standard cassette player/recorder with your VIC-20 or CBM-64.	
<b>LIGHT PEN</b>	\$29.95
A light pen with six good programs to use with your VIC-20 or CBM-64.	

## HOME & BUSINESS PROGRAMS For VIC-20 & C-64

CW-107A	<b>Home Calculation Program Pack</b>	\$48.95
CPV-31	<b>Data Files</b> - your storage is unlimited	14.95
CPV-96	<b>Household Finance Package</b> - to keep records of all your household expenses	30.95
CPV-208	<b>Bar-Chart</b> - display your numerical data	8.95
CH	<b>Turtle Graphics</b> - learn programming	34.95
CH	<b>VIC Forth</b> - is a powerful language for BASIC programming	49.95
CH	<b>HES MON</b> - is a 6502 machine language monitor with a mini-assembler	34.95
CH	<b>HES Writer</b> - time-saving word processing tool	34.95
CH	<b>Encoder</b> - keep your personal records away from prying eyes	34.95
CT-21	<b>Statistics Sadistics</b> - statistical analysis	14.95
CT-121	<b>Total Time Manager 2.0</b> - creates personal or business schedules	15.95
CT-124	<b>Toll Label</b> - a mailing list and label program	13.95
CT-125	<b>Toll Text BASIC</b>	15.95
CT-126	<b>Research Assistant</b> - keep track of reference data	17.50
CT-140	<b>Toll Text Enhanced</b>	29.95
CM-152	<b>Grafix Designer</b> - design graphic characters	12.95
CO-5	<b>Minimon</b> - allows you to program, load, save, or execute machine language programs	13.95
CT-3	<b>Order Tracker</b>	15.95
CT-4	<b>Business Inventory</b> - to maintain record of inventory	15.95
CS	<b>Home Inventory</b> - lists your home belongings	17.95
CS	<b>Check Minder</b> - (V-20 & 64) keep your checkbook the right way	14.95
CS	<b>General Ledger</b> - a complete general ledger	19.95
CHC-504	<b>HES Writer</b> - word processor	39.95
CHC-503	<b>Turtle Graphics II</b> - utilizes the full graphics of your 64	49.95
CHC-502	<b>HESMON</b> - machine language monitor w/mini-assembler	34.95
CHP-102	<b>6502 Professional Development System</b>	29.95
CFC	<b>Data Files</b> - a management program	27.95
CPV-327	<b>HESCOM</b> - transfers data and programs bidirectionally between VICs at three times the speed of a disk drive	40.95
CPV-328	<b>HESCOUNT</b> - monitors program execution	19.95
CHV	<b>HESPLOT</b> - Hi-res graphics subroutines	12.95
CPV-367	<b>Conversions</b> - figures, volume, length, weight, area, and velocity to all possible configurations	7.95
CC	<b>The Mail</b> - your complete mail program	Cassette 24.95 Disk 29.95
CPV-220	<b>Client Ticker</b>	16.95
CPV-221	<b>Club Lister</b>	13.95
CPV-224	<b>Depreciator</b>	9.95
CPV-236	<b>Investment Analyst</b> - keep track of investments and investment opportunities	12.95
CPV-251	<b>Present Value</b>	10.95
CPV-269	<b>Super Broker</b>	12.95
CPV-270	<b>Syndicator</b> - calculates whether to buy or sell	13.95
CPV-274	<b>Ticker Tape</b> - maintains investments profile	14.95
CPV-276	<b>Un-Word Processor</b> - screen editor	16.95
CPV-286	<b>Phone Directory</b> - never lose a phone number again	9.95
CS-111	<b>Checkbook</b> - home "utility" program	14.95
CPV-294	<b>Calendar My Appointments</b> - print a calendar for every month in any year.	14.95
CPV-296	<b>The Budgeter</b> - place your personal finances in order	12.95

CS1

**QUICK BROWN FOX**  
The Word Processor of this decade!

\$60.50

## COMMODORE SOFTWARE

VIC-1211A	<b>VIC-20 Super Expander</b>	\$57.99
Everything Commodore could pack into one cartridge - 3K RAM memory expansion, high resolution graphics plotting, color, paint and sound commands. Graphic, text, multicolor and music modes. 1024x1024 dot screen plotting. All commands may be typed as new BASIC commands or accessed by hitting one of the VIC's special function keys. Includes tutorial instruction book. Excellent for all programming levels.		
VIC-1212	<b>Programmer's Aid Cartridge</b>	\$45.99
More than 20 new BASIC commands help new and experienced programmers remember, trace and edit BASIC programs. Trace any program line-by-line as it executes, pause to edit. Special KEY command lets programmers redefine function keys as BASIC commands, subroutines or new commands.		
VIC-1213	<b>VICMON Machine Language Monitor</b>	\$48.99
Helps machine code programmers write fast, efficient 6502 assembly language programs. Includes one line assembler/disassembler.		

## NEW GAMES FOR YOUR VIC-20®

CC58	<b>Astrobiltz</b> - This game is challenging, even to a VIC-MASTER! Navigate your ship carefully to avoid being hit by enemy fire.	\$39.95
CC60	<b>Terraguard</b> - Speed and careful skill will enable you to once again destroy the aliens. Too slow? You're destroyed by their beam.	39.95
CC98	<b>Serpentine</b> - This game will test your patience & skill. Object - to survive long enough to lay eggs and raise your young.	39.95
CC500	<b>Intruder-Scrambler</b> - In your bomber, invade the defending scramble system, dodging rockets, to blow up enemy posts, etc.	19.95
CC101	<b>Choplifter</b> - Rescue the American hostages & return them safely to the U.S. You will encounter tanks, jets and killer satellites.	39.95
CC102	<b>Black Hole</b> - Your mission is, simply, to survive! Your ship must not be hit by space objects or sucked into the Black Hole!	39.95
CC104	<b>Apple Panic</b> - Speed is required! Destroy the apple monsters by digging holes in the brick floors for them to fall into.	39.95
CC65	<b>Video Mania</b> - Introducing your enemies: EVIL EYE, WALWOKER, KILLERBOX. Your only defense - throw your alien zapper!	39.95
CS1	<b>Flags of Nations</b> - A game that challenges players to identify flags of various widely-known nations of the world.	10.95
CS2	<b>Flags of Nations - Second Edition</b> - A field of 34 flags of lesser known nations of the world.	10.95
CS3	<b>Cities and States</b> - A game that draws a map of a state or states and asks players to name key cities in those states.	10.95
CS4	<b>Cities of the World</b> - Deals with important cities of nations throughout the world.	10.95
CS5	<b>Mountains and Rivers</b> - Draws large geographical area maps. You identify major mountain ranges, rivers & bodies of water.	10.95

## NEW GAMES FOR YOUR C-64

<b>Tank Arcade</b> (Also for VIC-20) - Pre-determine how many hits it will take to wipe out your opponent. Then, on with the battle! Battlefield changes.	\$13.95
<b>Roadracer</b> - Choose the type of track & a time or lap race. Use steady control at speeds of 50 to 200 miles per hour. Hit the wall & lose valuable time.	13.95
<b>Shootout at the OK Galaxy</b> (Also for VIC-20) - 30 alien warships have entered your war zone. Shields up? Energy level OK? Defend yourself.	19.95
<b>Galaxy</b> - Have you ever wanted to conquer the universe? Send your galactic fleets out to explore, solar system by solar system. From 1 to 20 players.	19.95
<b>Bomber Attack</b> - Ground to air warfare. You're in command of a supersonic bomber over enemy terrain. Drop all 25 bombs on key locations.	14.95
<b>Midway Campaign</b> - Your computer controls a huge force of Japanese ships trying to conquer Midway Island. Your only advantage is surprise.	19.95
<b>Dnieper River Line</b> - A fictionalized engagement between Russian & German forces in 1943. Soviet forces, controlled by the computer, seek to overrun your line and capture sufficient objectives to attain victory. Four levels of difficulty.	25.00
<b>Tanktics</b> - Armored combat on the Eastern front of WWII. You start outnumbered 2 to 1 but you choose your tank types before the battle.	24.50
<b>Guns of Fort Defiance</b> - You are the commander of a 19th artillery piece in a besieged fort. Choose type of ammo. Set the cannon's elevation, deflection.	20.00
<b>Computer Baseball Strategy</b> - You, the manager of the home team, test you skill against a wily and unpredictable opponent, your computer.	15.95
<b>Lords of Karma</b> - Like an intriguing puzzle! Decipher secrets while exploring a mythical, magical city & countryside. Avoid the lurking monsters!	20.00
<b>North Atlantic Convoy Raider</b> - It's the Bismarck convoy raid of 1941! The computer controls the British ships. Will you change history?	19.95
<b>Planet Miners</b> - Compete against others and the computer to stake valuable mining claims throughout the solar system in the year 2050.	19.95
<b>Conflict 2500</b> - In 2500 AD, earth is threatened by attacking aliens with an infinite # of attack strategies with which to tease the defending player.	19.95
<b>Nukewar</b> - Nuclear confrontation between two hypothetical countries. Defend your country with espionage, bombers, missiles, submarines, etc.	19.95
<b>Computer Acquire</b> - New Second Edition! The object is to become the wealthiest person in this "business" game - hotel acquisitions & mergers.	20.00
<b>Andromeda Conquest</b> - Vast scale space strategy game of galactic colonizing and conquest. Strange life forms & alien technologies - exciting!	19.95
<b>Telengard</b> - Microcomputer Dungeon Adventure game. Time fantasy and role-playing. 50 levels of ever-more complex mazes to explore & survive!	25.00

MORE — MORE — MORE

Prices subject to change.

TO ORDER:  
P. O. Box 18765  
Wichita, KS 67218  
(316) 263-1095

WRITE  
FOR  
FREE  
CATALOG



Personal checks accepted (Allow 3 weeks)  
or C.O.D. (Add \$2) Handling charges \$2.00

VIC-20® is a registered trademark of Commodore

Circle No. 42

**MASTER Listing (continued)**

```

7130 PRINT "[CD][CR][CR]ONLY ONCE"
7140 RETURN
7200 N=4:RP=-1:G(1)=4:G(2)=6:G(3)=8:
      G(4)=12:G(5)=18
7210 PRINT "[CLR]MID GAME:"
7220 GOSUB 7400
7230 PRINT "[CD][CR][CR]MORE THAN ONCE"
7240 RETURN
7300 N=6:RP=-1:G(1)=5:G(2)=7:G(3)=10:
      G(4)=15:G(5)=20
7310 PRINT "[CLR]HARD GAME:"
7320 GOSUB 7400
7330 PRINT "[CD][CR][CR]MORE THAN ONCE"
7340 RETURN
7400 PRINT "[CD][CR][CR]";
      FOR I=1 TO N:
        PRINT "OB*(I)" ";:
      NEXT :
      PRINT " ALLOWED"
7410 PRINT "[CD][CR][CR]EACH MAY BE USED"
7420 PRINT "[G CD][RVS]←[OFF] TO CLEAR GUESS"
7430 PRINT "[CD][RVS]?[OFF] TO GIVE UP[HOME]
      [CD][CD][CD][CD]"
7440 RETURN
7500 PRINT "[CLR][RVS]1[OFF] OR [RVS]2
      [OFF] PLAYERS?"
7510 GOSUB 5010:
      IF T$<"1" OR T$>"2"
        THEN 7510
7520 NP=VAL(T$):
      RETURN
  
```

**MASTER Listing (continued)**

```

8000 REM SET-UP OF CONSTANTS
8010 OB$(1)="[RVS][BLK]←[OFF]";
      OB$(2)="[RVS][RED]←[OFF]";
      OB$(3)="[RVS][CYN]←[OFF]";
8020 OB$(4)="[RVS][PUR]←[OFF]";
      OB$(5)="[RVS][GRN]←[OFF]";
      OB$(6)="[RVS][BLU]←[OFF]"
8030 CN$="[HOME][20CD][CR][CR][RVS]ANY KEY
      WHEN READY"
8040 NN=4:
      FD$="[BLK] >";
      BK$="[CL][CL]";
      CR$=CHR$(13):
      CF=204:
      I=RND(-TI)
8060 MS$(1)="A PSYCHIC!";
      MS$(2)="EXCELLENT!";
      MS$(3)="VERY GOOD!";
8070 MS$(4)="GOOD";
      MS$(5)="FAIR";
      MS$(6)="TRY, TRY, TRY AGAIN!"
8080 RETURN
9000 REM PRINT PATTERN ON GIVE-UP
9010 PRINT CR$"[CU][RVS]GIVE UP?
      [OFF] PATTERN IS:"
9020 FOR I=1 TO NN:
      PRINT " >"OB$(R(I))"[OFF]";:
      NEXT
9030 GOSUB 5000
9040 RETURN
  
```

**MASTER for the APPLE**

```

10 GOSUB 8000: GOSUB 7500
100 GOSUB 7000: GOSUB 5000: ON N
      P GOSUB 1000,4000:GN = 1: GOSUB
      2000: GOTO 150
140 GOSUB 2020
150 IF T$ = "?" THEN GOSUB 9000
      : GOTO 100
160 PM = 0:OM = 0: GOSUB 3000: IF
      PM = NN THEN GOSUB 6000: GOTO 100
190 HTAB 22: PRINT PM" "OM"
      "NN - (PM + OM):GN = GN +
      1: GOTO 140
1000 FOR I = 1 TO NN
1020 RN = INT ( RND (1) * N + 1)
      : IF RP THEN 1090
1040 RQ = 0: FOR J = 1 TO I: IF R
      N = R(J) THEN RQ = 1
1070 NEXT : IF RQ THEN 1020
1090 R(I) = RN: NEXT : RETURN
2000 HOME : PRINT "SELECT LETTER
      ON OFF WRONG"
2020 PRINT : POKE 34,1: FOR I =
      1 TO NN
2040 PRINT ">"; GET T$: IF T$ =
      CHR$(8) THEN HTAB 1: CALL
      - 868:I = 1: GOTO 2040
2080 IF T$ = "?" THEN I = NN: GOTO
      2120
2090 T = ASC (T$) - 64: IF T < 1
      OR T > N THEN PRINT CHR$(
      8):; GOTO 2040
2100 INVERSE : PRINT T$;: NORMAL
      : PRINT " ";:CU(I) = T
2120 NEXT : RETURN
3000 FOR I = 1 TO NN:PF(I) = 0:P
      G(I) = 0: NEXT : FOR I = 1 TO
      NN: IF R(I) = CU(I) THEN PF(
      I) = 1:PG(I) = 1:PM = PM + 1
3060 NEXT : FOR I = 1 TO NN: IF
      PG(I) THEN 3570
  
```

```

3530 FOR J = 1 TO NN: IF PF(J) THEN
      3560
3550 IF R(I) = CU(J) THEN OM = 0
      M + 1:PF(J) = 1:PG(I) = 1:J = NN
3560 NEXT
3570 NEXT : RETURN
4000 HOME : PRINT "ONE PLAYER EN
      TERS PATTERN": PRINT "WHILE
      OTHER PLAYER LOOKS AWAY.": PRINT
      : PRINT "ENTER PATTERN.": FOR
      I = 1 TO NN
4070 PRINT ">";
4090 GET T$: IF T$ = CHR$(8) THEN
      HTAB 1: CALL - 868:I = 1: GOTO 4070
4120 T = ASC (T$) - 64: IF T < 1
      OR T > N THEN 4090
4130 PRINT CHR$(95);R(I) = T:
      NEXT : RETURN
5000 VTAB 23: HTAB 10: FLASH : PRINT
      " ANY KEY WHEN READY";: GET
      T$: NORMAL : RETURN
6000 TEXT : HOME : VTAB 5: FLASH
      : FOR I = 1 TO 6: IF GN < G(
      I) THEN MS = I:I = 6
6030 NEXT : PRINT MS$(MS) " ";: NORMAL
      : PRINT "YOU TOOK "GN" TRIES
      !": GOSUB 5000: RETURN
7000 HOME : VTAB 5: PRINT "SELEC
      T GAME.": PRINT : PRINT : INVERSE
      : PRINT "1";: NORMAL : PRINT
      "EASY": PRINT : INVERSE : PRINT
      "2";: NORMAL : PRINT " MIDDLE
      E": PRINT : INVERSE : PRINT
      "3";: NORMAL : PRINT " HARD"
      : PRINT :G(6) = 50000
7060 PRINT "WHICH?";: GET T$: T =
      VAL (T$): IF T < 1 OR T > 3
      THEN 7060
7080 ON T GOSUB 7100,7200,7300: RETURN
  
```

```

7100 N = 4:RP = 0:G(1) = 2:G(2) =
      4:G(3) = 6:G(4) = 8:G(5) = 1
      1: HOME : PRINT "EASY GAME:"
      : GOSUB 7400: VTAB 5: HTAB 1
      8: PRINT "ONLY ONCE": RETURN
7200 N = 4:RP = 1:G(1) = 2:G(2) =
      5:G(3) = 7:G(4) = 9:G(5) = 1
      3: HOME : PRINT "MIDDLE GAME
      ": GOSUB 7400: VTAB 5: HTAB
      18: PRINT "MORE THAN ONCE": RETURN
7300 N = 6:RP = 1:G(1) = 2:G(2) =
      6:G(3) = 8:G(4) = 11:G(5) =
      16: HOME : PRINT "HARD GAME:
      ": GOSUB 7400: VTAB 5: HTAB
      18: PRINT "MORE THAN ONCE": RETURN
7400 PRINT : PRINT " ";: FOR I =
      1 TO N: INVERSE : PRINT CHR$(
      64 + I);: NORMAL : PRINT "
      ";: NEXT : PRINT "ALLOWED":
      PRINT : PRINT "EACH MAY BE
      USED": VTAB 15: PRINT " <-
      TO CLEAR GUESS": PRINT : PRINT
      " ? TO GIVE UP": RETURN
7500 HOME : PRINT : PRINT " ";:
      INVERSE : PRINT "1";: NORMAL
      : PRINT " OR ";: INVERSE : PRINT
      "2";: NORMAL : PRINT " PLAYERS?"
7510 PRINT " WHICH?";: GET T$:N
      P = VAL (T$): IF NP < 1 OR
      NP > 2 THEN 7510
7530 RETURN
8000 NN = 4:MS$(1) = "A PSYCHIC":
      MS$(2) = "EXCELLENT":MS$(3)
      = "VERY GOOD!":MS$(4) = "GO
      OD":MS$(5) = "FAIR":MS$(6) =
      "TRY, TRY, TRY AGAIN": RETURN
9000 TEXT : HOME : PRINT "GIVE U
      P?": PRINT "PATTERN IS.": FOR
      I = 1 TO NN: PRINT ">";: INVERSE
      : PRINT CHR$(64 + R(I));: NORMAL :
      PRINT " ";: NEXT : GOSUB 5000: RETURN
  
```

# TELECOMMUNICATIONS on the VIC and '64!

"A versatile and exceedingly well-done package." David Malmberg, MICRO  
 "Simply the best & nicest VIC terminal software I have seen." Greg Yob, CREATIVE COMPUTING

We created quite a flurry and earned rave reviews with *Terminal-40*, the unique software that transforms the VIC screen into a 40-column smooth-scrolling display. And with features like a Receive Buffer and VIC printer dump, *Terminal-40* sets a new standard for personal modem communications with networks such as CompuServe and Source. Our '64 *Terminal* does the same quality job for the '64.

And now there's even MORE!!! *SuperTerm-40* and *SuperTerm '64* support text storage to disk or tape and program UPLOAD/DOWNLOAD. SuperTerms, used with our Smart ASCII, also support popular parallel printers.

Choose the one right for you. Call or write today for the "best", then...



For the VIC:  
**Terminal-40** (req. 2K exp.) \$29.95  
**SuperTerm-40** (req. 16K exp.) Call  
 For the Commodore 64:  
**'64 Terminal** \$29.95  
**SuperTerm '64** Call

(On cassette. Requires modem, VIC printer, optional)

**MIDWEST MICRO associates**  
 PO BOX 6148, KANSAS CITY, MO 64110

## REACH OUT and BYTE SOMEONE!

ORDER DESK (816) 254-9600  
 MAIL ORDER \$1.25 shipping and handling  
 Mastercard add 3% (card# required)  
 Visa add 4% (card# required)  
 Discover add 4% (card# required)  
 U.S. Bank add 4% (card# required)  
 All other cards add 4% (card# required)  
 Payment in U.S. dollars only. Dealer inquiries invited.

Circle No. 46

### NEW FROM MACMILLAN!

**BASIC 80® and CP/M™**  
 Jack J. Purdum, Butler University 220 pp.  
 Paperback 1983



ORDER YOUR COPY TODAY!

A complete discussion of BASIC 80® and the CP/M™ operating system. This new book relates the key features of BASIC 80® to the most popular microprocessor operating system. Topics include: sequential, random and skip-sequential file structures. Also included are: Coverage of many useful subroutines for applied programs including: binary searches, Shell and Bubble sort, as well as range checks, direct cursor control for many popular CRT's, and error messages under direct cursor control.

\* For more info about Macmillan books circle Reader Response Number 66

Please send me \_\_\_\_\_ copies of BASIC 80® and CP/M™ (397020) at \$16.95 each. Enclosed is my check for \$\_\_\_\_\_.

NAME: \_\_\_\_\_  
 ADDRESS: \_\_\_\_\_  
 Mastercard  
 Visa

Place in envelope and send to:  
**Macmillan Publishing Co., Inc.**  
 Order Department  
 Front and Brown St.  
 Riverside, New Jersey 08370  
 Card # \_\_\_\_\_  
 Expires \_\_\_\_\_  
 Sig. \_\_\_\_\_

I.C. #027

# Conservation of Momentum for ATARI and COMMODORE

by Jerry Faughn

Conservation laws, such as the conservation of momentum, are among the most important concepts covered in an introductory level physics course. This program examines the conservation of momentum as applied to collision problems. Two cars are sent toward each other to collide under a variety of conditions selected by the viewer. Programs such as this can be a valuable instructional tool used in a physics class, either as a demonstration or as an interactive tutorial program for a student. But, you don't have to be a physics student to have fun playing around with it.

One of the parameters that the viewer must choose is a value for the coefficient of restitution. This number can range between the extremes of zero and one. If the coefficient of restitution is selected to be one, the collision is said to be perfectly elastic. That is, when the objects collide there is no distortion or bending of the objects. Such conditions obviously do not prevail in the real world of collisions between cars, but they can and do occur in collisions between atoms and subatomic atomic particles.

In the real world, collisions between very rigid objects, such as billiard balls, are highly elastic. At the other extreme are collisions for which the coefficient of restitution is zero; these are called perfectly inelastic collisions. Such collisions are characterized by the two objects sticking together and moving as a unit after the collision. This program can handle elastic and perfectly inelastic collisions as well as the broad spectrum between these two extremes.

Two typical trial situations that you might want to examine use the following parameters. Trial one: coefficient of restitution = 1, mass of blue car = 20, mass of orange car = 4. Trial two: coefficient of restitution = 0, mass of blue car = 10.

This program used player-missile graphics and is explained via remarks within the program.

*Editor's note: The Commodore 64 version uses the C64 Sprite graphics. The two movable-object-block graphics systems have a number of similarities, as well as differences.*

```

9 REM PRINT TITLE
10 GRAPHICS 18:SETCOLOR 4,2,2
20 POSITION 4,4:PRINT @61"CONSERVATION"
30 POSITION 9,5: ? @61"OF"
35 POSITION 6,6: ? @61"MOMENTUM"
40 FOR N=1 TO 1500:NEXT N
49 REM SET UP EXAMPLE COLLISION
50 GRAPHICS 0:SETCOLOR 4,14,4:SETCOLOR 2,8,4
60 POKE 752,1: ? "J"
70 ? "HERE IS AN EXAMPLE OF A COLLISION"
75 ? "LIKE YOU WILL SEE"
80 ? "THE BLUE CAR AND THE ORANGE CAR"
85 ? "HAVE EQUAL MASSES. BLUE HAS A SPEED"
86 ? "OF 2 M/S. ORANGE 4 M/S."
90 ? "COEFFICIENT OF RESTITUTION IS ONE.":FOR N=1 TO 1500:NEXT N
99 REM PARAMETERS FOR INITIAL COLLISION
100 COR=1:M1=50:M2=50:V11=2:V21=4
110 GO TO 500
200 GRAPHICS 16:SETCOLOR 4,14,4:SETCOLOR 2,8,4:REM INPUT PARAMETERS FOR NEXT COL
LISION
204 POKE 752,1: ? "J"
207 TRAP 215
210 ? "WHAT COEFFICIENT OF RESTITUTION": ? "DO YOU WANT?":INPUT COR
211 IF COR<0 THEN GO TO 1000
212 IF COR>1 THEN GO TO 1000
213 GO TO 216
215 ? "INPUT A NUMBER 0 THRU 1":GO TO 210
216 TRAP 1050
217 ? "WHAT WILL BE THE MASS OF THE BLUE CAR?":INPUT M1
218 IF M1<=0 OR M1>50 THEN GO TO 1050
225 TRAP 1060
227 ? "WHAT WILL BE THE MASS OF": ? "THE ORANGE CAR?":INPUT M2
228 IF M2<=0 OR M2>50 THEN GO TO 1060
240 TRAP 1075
245 ? "INPUT VELOCITY OF BLUE CAR."
246 ? "USE POSITIVE NUMBERS BETWEEN 0 AND 10."
247 INPUT V11
248 IF V11<0 THEN GO TO 1075
249 IF V11>10 THEN GO TO 1075
250 TRAP 1100
252 ? "INPUT VELOCITY OF ORANGE CAR."
253 ? "USE POSITIVE NUMBERS BETWEEN 0 AND 10.":INPUT V21
254 IF V21<0 THEN GO TO 1100
255 IF V21>10 THEN GO TO 1100
260 HPO1=135-(V11/(V11+V21))*85
265 HPO2=135+(V21/(V21+V11))*85
270 GO TO 501
500 HPO1=50:HPO2=220:REM INITIAL HOR POS OF CARS
501 POKE 53248,HPO1:POKE 53249,HPO2
509 REM CHOOSE REGULAR PLAYFIELD AND COLOR OF CARS
510 GRAPHICS 23:SETCOLOR 4,10,4:POKE 559,62:POKE 704,116:POKE 705,40
515 SETCOLOR 0,0,4:COLOR 1:FOR Z=42 TO 50:PLOT 0,Z:DRAWTO 159,Z:NEXT Z:REM DRAW
HIGHWAY
520 I=PEEK(106)-32:REM RESERVE SPACE FOR P/M GRAPHICS
530 POKE 54279,1:REM PLACE ADR IN P/M BASE ADDRESS REGISTER
540 POKE 53276,0:REM SET COLLISION REGISTER TO ZERO
550 POKE 53277,3:REM ENABLE P/M GRAPHICS
559 REM IF CAR 1 IS MUCH MORE MASSIVE THAN CAR 2, CAR 1 IS TWICE NORMAL SIZE
560 IF M1/M2>5 THEN POKE 53256,1:POKE 53257,0:GO TO 600
570 IF M2/M1>5 THEN POKE 53256,0:POKE 53257,1:GO TO 600:REM SEE NOTE ON STATEMEN
T 560
580 POKE 53256,0:POKE 53257,0
600 J=I*256+1024:REM LOCATION OF PLAYER 0
610 FOR Y=J+120 TO J+127:REM READ IN SHAPE OF CAR1
620 READ Z:POKE Y,Z:NEXT Y
630 DATA 0,255,125,223,223,223,125,255,0,255,125,251,251,251,125,255,0
640 J=I*256+1280:REM MEM LOCATION OF PLAYER 1
650 FOR Y=J+120 TO J+127:READ Z:REM READ IN SHAPE OF CAR 2
651 POKE Y,Z:NEXT Y
652 RESTORE
660 FOR X=1 TO 220:REM MOVE CARS TOWARD EACH OTHER
670 PO1=HPO1+V11*X/5
680 PO2=HPO2+V21*X/5
690 POKE 53248,PO1:POKE 53249,PO2
700 IF PEEK(53260)<>0 THEN GO TO 720:REM CHECK FOR COLLISION
710 NEXT X
720 V2F=M1*(COR*V11-COR*(-V21)+V11)+M2*(-V21):REM FIND VELOCITY OF EACH CAR AFTE
R COLLISION
730 M=M1+M2:POKE (53260),0
740 V2F=V2F/M
750 V1F=V2F-COR*V11-COR*V21
760 FOR X=1 TO 500:REM MOVE CARS AFTER COLLISION
770 POKE 53249,PO2+V2F*X/5
780 POKE 53248,PO1+V1F*X/5
790 IF PO2+V2F*X<20 THEN GO TO 900:REM STOP MOVEMENT
800 IF PO2+V2F*X>245 THEN GO TO 900
810 IF PO1+V1F*X<20 THEN GO TO 900
820 IF PO1+V1F*X>270 THEN GO TO 900
830 NEXT X
900 POKE 53277,1:REM TURN OFF P/M GRAPHICS
910 GRAPHICS 16:SETCOLOR 4,14,4:SETCOLOR 2,8,4:REM SET UP SCREEN FOR DISPLAY OF
VELOCITIES
920 POKE 752,1: ? "J"
930 ? "FINAL VELOCITY OF BLUE CAR IS ":(INT(V1F*100))/100
940 ? "FINAL VELOCITY OF ORANGE CAR IS ":(INT(V2F*100))/100
950 ? "IF YOU WOULD LIKE TO TRY": ? "ANOTHER COLLISION PRESS SPACE BAR"
960 IF PEEK(764)<>33 THEN GO TO 960
970 GO TO 200
1000 ? "COEFFICIENT MUST BE BETWEEN ZERO AND ONE.":FOR N=1 TO 50:NEXT N:GO TO 21
0
1050 ? "MASS MUST BE A POSITIVE NUMBER"
1051 ? "BETWEEN 1 AND 50":FOR N=1 TO 50:NEXT N:GO TO 217
1060 ? "MASS MUST BE A POSITIVE NUMBER"
1061 ? "BETWEEN 1 AND 50":FOR N=1 TO 50:NEXT N:GO TO 227
1075 ? "VELOCITY MUST BE A POSITIVE NUMBER."
1076 ? "BETWEEN 0 AND 10":FOR N=1 TO 50:NEXT N:GO TO 245
1100 ? "VELOCITY MUST BE A POSITIVE NUMBER"
1101 ? "BETWEEN 0 AND 10":FOR N=1 TO 50:NEXT N:GO TO 252


```



```

1 REM CONSERVATION OF MOMENTUM
2 REM BY JERRY FAUGHN
3 REM C64 VERSION BY LOREN WRIGHT
10 GOSUB4000
15 PRINT"CONSERVATION"TAB(14)"CONSERVATION"
20 PRINT"THE COEFFICIENT OF RESTITUTION"
25 PRINT"THE MASS OF THE BLUE CAR"
30 FOR I=1 TO 2000: NEXT
35 PRINT"HERE IS A SAMPLE COLLISION."
40 PRINT"THE MASSES OF THE TWO CARS"
45 PRINT"ARE EQUAL."
50 PRINT"THE SPEED OF THE RED CAR IS"
55 PRINT"TWICE THAT OF THE BLUE CAR"
60 FOR I=1 TO 2000: NEXT
65 CR=1:M1=50:M2=50:V1=2:V2=4
70 GOTO210
100 REM PROGRAM MAIN LINE
110 PRINT"WHAT COEFFICIENT OF RESTITUTION?"INPUT (VALUE 0 TO 1):CR
120 IF CR<0 OR CR>1 THEN 110
130 PRINT"WHAT IS THE MASS OF THE BLUE CAR?"INPUT (VALUE 1 TO 50):M1
140 IF M1<1 OR M1>50 THEN 130
150 PRINT"WHAT IS THE MASS OF THE RED CAR?"INPUT (VALUE 1 TO 50):M2
160 IF M2<1 OR M2>50 THEN 150
170 INPUT"VELOCITY OF BLUE CAR (0 TO 10)":V1
180 IF V1<0 OR V1>10 THEN 170
190 INPUT"VELOCITY OF RED CAR (0 TO 10)":V2
200 IF V2<0 OR V2>10 THEN 190
205 REM SET STARTING POSITIONS SO THAT
210 REM COLLISION OCCURS AT SCREEN CENTER
210 H1=174-V1/(V1+V2)*M150
220 H2=174+(V2/(V1+V2))*M150
230 GOSUB3000:GOSUB1000
235 GOSUB2000:POKEV+21,0
240 PRINT"FINAL VELOCITY OF BLUE CAR IS "INT(VA#100+.5)/100
250 PRINT"FINAL VELOCITY OF RED CAR IS "INT(VB#100+.5)/100
260 GOSUB2000
270 GOTO100
1000 REM PERFORM COLLISION
1010 REM EXPAND EITHER CAR IF 5X HEAVIER
1020 Z1=0:IF M1>M2 THEN Z1=1
1030 Z2=0:IF M2>M1 THEN Z2=2
1040 POKEV+Z1+Z2
1050 POKEV+30,0
1100 REM ADVANCE CARS UNTIL COLLISION
1110 X=0
1120 P1=H1+V1*X/5
1130 P2=H2-V2*X/5
1140 Q1=0:IF P1>255 THEN P1=255:Q1=1
1150 Q2=0:IF P2<0 THEN P2=0:Q2=2
1160 POKEV,P1:POKEV+2,P2:POKEV+16,Q1+Q2
1170 IF PEEK(V+30) THEN POKEV+30,0:GOTO1210
1180 X=X+1
1190 GOTO1120
1200 REM FIND FINAL VELOCITIES
1210 VB=M1*(CR#V1-CR#(-V2)+V1)+M2*(CR#(-V2)-V1)
1220 VB=VB/(M1+M2)
1230 VA=VB-CR#V1-CR#V2
1300 REM MOVE CARS UNTIL ONE REACHES EDGE
1310 X=0
1320 PB=P2+VB*X/5
1330 PA=P1+VA*X/5
1340 PD=PB:Q2=0:IF PB>255 THEN PD=255:Q2=2
1350 PE=PA:Q1=0:IF PA<0 THEN PE=0:Q1=1
1360 POKEV,PC:POKEV+2,PD:POKEV+16,Q1+Q2
1370 IF PA<24 OR PB>323 THEN PA=245:Q1=1
1380 IF PB<24 OR PA>323 THEN PB=245:Q2=2
1390 GETT$:IFT$<" THEN 1500
1400 X=X+1
1410 GOTO1320
1500 RETURN
2000 PRINT"ANY KEY TO CONTINUE"TAB(10)
2010 GETT$:IFT$<" THEN 2010
2020 RETURN
3000 REM SET UP SCREEN
3010 PRINT"POKEV+33,0
3020 PRINT"BL*BL*
3030 POKEV,H1:POKEV+2,H2:POKEV+16,CR:POKEV+24,CR
3040 POKEV+21,3
3050 RETURN
4000 REM SET UP CONSTANTS & SPRITES
4010 V=53248:BL$="
4020 B=132#64
4030 REM CLEAR SPACE FOR TWO SPRITES
4040 FOR I=0 TO 127:POKEB+I,0:NEXT
4050 REM READ PATTERNS FROM DATA
4060 REM AND STORE IN MEMORY
4070 FOR I=0 TO 26:READA:POKEB+I,A:NEXT
4080 B=193#64
4090 FOR I=0 TO 26:READA:POKEB+I,A:NEXT
4100 REM SET UP POINTERS, COLORS, & Y POS
4110 POKEV+39,6:POKEV+40,2
4120 POKEV+204,192:POKEV+204,193
4130 POKEV+1,149:POKEV+3,149
4140 POKEV+21,0
4150 POKEV+33,0:POKEV+32,1
4160 RETURN
5000 DATA 2,31,0,28,14,0,127,255,128,255,231,240,255,249,240,255
5010 DATA 31,240,127,255,128,28,14,0,62,31,0
5020 DATA 15,135,192,7,3,128,31,255,224,254,127,240,249,255,240,254
5030 DATA 127,240,31,255,224,7,3,128,15,135,192

```



# AIM HIGH

Let Unique Data Systems help you raise your sights on AIM 65 applications with our versatile family of AIM support products.

- Go for high quality with our ACE-100 Enclosure. It accommodates the AIM 65 perfectly, without modification, and features easy access two board add-on space, plus a 3" x 5" x 17" and a 4" x 5" x 15.5" area for power supplies and other components. \$186.00.
- Get high capability with Unique Data System's add-on boards. The UDS-100 Series Memory I/O boards add up to 16K bytes of RAM memory or up to 48K bytes ROM/PROM/EPROM to your Rockwell AIM 65. You also get 20 independently programmable parallel I/O lines with an additional user-dedicated 6522 VIA, two independent RS-232 channels with 16 switch-selectable baud rates (50 to 19.2K baud), and a large on-board prototyping area. Prices start at \$259.00.
- If you need to protect against RAM data loss, the UDS-100B offers an on-board battery and charger/switchover circuit. \$296.00.
- Heighten your AIM 65's communications range by adding the UDS-200 Modem board. It features full compatibility with Bell System 103 type modems and can be plugged directly into a home telephone jack via a permissive mode DAA. No need for a data jack or acoustic coupler. The UDS-200 also has software-selectable Autoanswer and Autodial capability with dial tone detector. The modem interfaces via the AIM 65 expansion bus, with the on-board UART and baud rate generator eliminating the need for an RS-232 channel. \$278.00.
- The UDS-300 Wire Wrap board accepts all .300/.600/.900 IC sockets from 8 to 64 pins. Its features include an intermeshed power distribution system and dual 44-pin card edge connectors for bus and I/O signal connections. \$45.00.
- Get high performance with the ACE-100-07 compact 4" x 5" x 1.7" switching power supply, delivering +5V @ 6A, +12V @ 1A, and +24V for the AIM printer. \$118.00.

Installation kits and other related accessories are also available to implement your AIM expansion plans. Custom hardware design, programming, and assembled systems are also available. High quality, high capability, high performance, with high reliability... all from Unique Data Systems. Call or write for additional information.

**Unique Data Systems Inc.**  
**1600 Miraloma Avenue, Placentia, CA 92670**  
**(714) 630-1430**

Circle No. 44



# Is a Number a Number?

by Phil Daley

On your toes now. Here is a quick quiz: How much is  $7 + 5$ ? a) 12, b) 14, c) C, d) all of the above, e) I don't know. If you answered d, then you may skip the rest of this article, unless you made a lucky guess.

The answer depends upon the base of the number system you are working in. Normally, when you are working with everyday decimal numbers, you are using the base of 10. That means that each place to the left (or right) of the decimal point represents a power of ten. The first place to the left of the decimal point represents how many  $10^0$ 's there are in that number. For instance, a '7' indicates  $7 * (10^0)$ . Since  $10^0 = 1$ ,  $7 * 1 = 7$ . The number  $7 = 7!$  When working with base 10 numbers things seem pretty easy, but humor me and follow along; it will get tougher.

What about 17? The 1 represents  $1 * 10^1$ , or 10. Add the 7 and you get 17. Each place farther to the left of the decimal point increases the power of 10 —  $10^2$ ,  $10^3$ ,  $10^4$  ... etc. This gives you the one's place, ten's place, hundred's place, and so on.

What happens when you use a base that is different than 10 — for instance 16? I choose 16 as an example since it is the basis of the hexadecimal system, which computer people use all the time as it is a more convenient system with which to work. Now the first place to the left of the point represents  $16^0$ , or ones. Sounds familiar, right? However, how many numbers can be counted until you have to carry over to the next place? In decimal you count to 9 and then carry one to the ten's column. In hexadecimal you count to 15 before the carry to the next column. This is going to cause trouble. What happens after 9? You use letters! The first six letters of the alphabet represent the numbers 10-15. Counting in hexadecimal goes 1, 2, ... 8, 9, A, B, C, D, E, F, 10, 11 etc.

The second place to the left counts as  $16^1$ , or 16's, the third place ( $16^2$ ), 256's, and the fourth place ( $16^3$ ), 4096's. This is normally as high as you need to go on microcomputers.

How much is  $7 + 5$  [in base 16]? Now you see how answer C derives. Standard convention uses the \$ sign to indicate hexadecimal numbers. What

does \$5CE equal? The answer is  $5 * 256 + 12 * 16 + 14 * 1$ . 1486 in base 10.

A computer doesn't really understand hexadecimal. A hardware circuit in the computer has only two states — on and off or high and low. These are represented by 1's and 0's. Since you can count only to one before you have to carry to the next place, this is working with base 2 numbers. Binary numbers are the code that microcomputers understand; unfortunately they are not recognized easily by humans and are, therefore, prone to error in reading and typing. It is simple to transpose two digits in a number like %1110010101100110. The % sign is standard to indicate a binary number. So that number is equivalent to 58726 in base 10. ( $1 * 32768 + 1 * 16384 + 1 * 8192 + 0 * 4096 + 0 * 2048 + 1 * 1024 + 0 * 512 + 1 * 256 + 0 * 128 + 1 * 64 + 1 * 32 + 0 * 16 + 0 * 8 + 1 * 4 + 1 * 2 + 0 * 1$ ). Not the easiest conversion.

A number like %1000000000000000 is equivalent to 32768 in base 10, which is not too memorable. In hexadecimal, it's equivalent to \$8000. Now perhaps you can see why computer people use hexadecimal. When talking about a microcomputer's memory map, pages of memory are used as a convenient way to locate various usages. For instance, in 6502 computers page 0 is used by the system for pointer storage (due to zero page addressing), page 1 is used for the system stack, and page 2 is sometimes used for the input buffer. In decimal, that would convert to page 0 = 0 to 255, page 1 = 256 to 511, and page 2 = 512 to 767. Hexadecimal notation is much easier to remember — page 0 = \$0 to \$FF, page 1 = \$100 to \$1FF, and page 2 = \$200 to \$2FF.


Even if you can't see much use for the different numbering systems now, when you start to work with machine language you may wonder why anyone works with base 10. This program converts any base (2, 8, 10, 16) into all the others. The routines do the conversions the same way you would do them by hand; you can learn the conversion method as you type in the program.

This program should run on any computer with

# DTACK

10

## The 68000 DREAM MACHINE



### WE (SORT OF) LIED:

Motorola has been promoting its advanced microprocessor chip as a vehicle for large, complex systems **exclusively**. Now, the 68000 does work well as the heart of big, complex systems. But their promotional literature implies that one can **only** build big, complex systems with the 68000, and that is dead wrong (in our opinion). Nevertheless, the public (that's you!) perception of the 68000 follows Motorola's line: **Big** systems. **Complex** systems.

Our boards are **not** complex and not necessarily big (starting at 4K). Our newsletter is subtitled "The Journal of Simple 68000 Systems." But since the public has become conditioned to the 68000 as a vehicle for FORTRAN, UNIX, LISP, PASCAL and SMALLTALK people naturally expect all these with our \$595 (starting price) simple attached processor. **Wrong!**

We wrote our last ad to **understate** the software we have available because we wanted to get rid of all those guys who want to run (multi-user, multi-tasking) UNIX on their Apple II and two floppy disks. Running UNIX using two 143K floppies is, well, absurd. The utilities alone require more than 5 megabytes of hard disk.

### HERE'S THE TRUTH:

We **do** have some very useful 68000 utility programs. One of these will provide, in conjunction with a suitable BASIC compiler such as PETSPEED (Pet/CBM) or TASC (Apple II), a five to twelve times speedup of your BASIC program. If you have read a serious compiler review, you will have learned that compilers cannot speed up floating point operations (especially transcendental). Our board, and the utility software we provide, **does** speed up those operations.

Add this line in front of an Applesoft program:

```
5 PRINT CHR$(4);"BLOADUTIL4,A$8600":CALL38383
```

That's all it takes to link our board into Applesoft (assuming you have Applesoft loaded into a 16K RAM card). Now run your program as is for faster number-crunching or compile it to add the benefit of faster "interpretation". Operation with the Pet/CBM is similar.

### 68000 SOURCE CODE:

For Apple II users only, we provide a nearly full disk of **unprotected** 68000 source code. To use it you will have to have DOS toolkit (\$75) and ASSEM68K (\$95), both available from third parties. Here's what you get:

1) 68000 source code for our Microsoft compatible floating point package, including LOG, EXP, SQR, SIN, COS, TAN, ATN along with the basic four functions. The code is set up to work either linked into BASIC or with our developmental HALGOL language. 85 sectors.

- 2) 68000 source code for the PROM monitor. 35 sectors.
- 3) 68000 source code for a very high speed interactive 3-D graphics demo. 115 sectors.
- 4) 68000 source code for the HALGOL threaded interpreter. Works with the 68000 floating point package. 56 sectors.
- 5) 6502 source code for the utilities to link into the BASIC floating point routines and utility and debug code to link into the 68000 PROM monitor. 113 sectors.

The above routines almost fill a standard Apple DOS 3.3 floppy. We provide a second disk (very nearly filled) with various utility and demonstration programs.

### SWIFTUS MAXIMUS:

Our last advertisement implied that we sold 8MHz boards to hackers and 12.5MHz boards to businesses. That was sort of true because when that ad was written the 12.5MHz 68000 was a very expensive part (list \$332 ea). Motorola has now dropped the price to \$111 and we have adjusted our prices accordingly. So now even hackers can afford a 12.5MHz 68000 board. With, we remind you, **absolutely zero wait states**.

'Swiftus maximus'? Do you know of any other microprocessor based product that can do a 32 bit add in 0.48 microseconds?

### AN EDUCATIONAL BOARD?

If you want to learn how to program the 68000 at the assembly language level there is no better way than to have one disk full of demonstration programs and another disk full of machine readable (and user-modifiable) 68000 source code.

Those other 'educational boards' have 4MHz clock signals (even the one promoted as having a 6MHz CPU, honest!) so we'll call them **slow learners**. They do not come with any significant amount of demo or utility software. And they communicate with the host computer via RS 232, 9600 baud max. That's 1K byte/sec. Our board communicates over a parallel port with hardware AND software handshake, at 71K bytes/sec! We'll call those other boards **handcapped learners**.

Our board is definitely not for everyone. But some people find it very, very useful. Which group do you fit into?

**DIGITAL ACOUSTICS**  
1415 E. McFadden, Ste. F  
Santa Ana, CA 92705  
(714) 835-4884

# LEARNING CENTER

Microsoft BASIC. It was written on an Apple and has two machine-dependent lines. Line 40 clears the screen and vertically tabs down the screen 10 lines. Line 340 clears the screen and homes the cursor. You should substitute the clear screen command for your computer in those two lines. The lower case is purely for cosmetic reasons and, if you have only upper case, then that's what you will get. The REMarks may be ommitted.

Octal numbers are halfway between hexadecimal numbers and binary numbers. They are easier to use than decimal numbers for binary thinking, but they are not commonly used. The standard notation for octal numbers is  $\ddot{o}$  (with two dots above), not always found on computer terminal keyboards. I assigned them the # sign so that the program can tell the numbers apart.

When entering numbers into the program to be converted, the program assumes all numbers to be decimal, unless you prefix the number with a special sign — \$ for hexadecimal, % for binary, and # for octal. The program does no checking for proper input; you will get some very strange results if you input illegal numbers.

Hopefully, the next time you see a binary or hexadecimal number, you will understand what they are all about.

## Program Description

[10] DIMensions the arrays to store the individual digits of the numbers.

[20-30] Set up the functions to get integer divisions and remainders.

[40-90] Present the introductory screen information and prompt for the number to be converted. A < return > quits the program.

[110, 170, and 230] check to see what type of number you entered.

[120] Converts octal to decimal.

[180] Converts binary to decimal.

[240] Converts hexadecimal to decimal.

[350] Converts negative decimal to positive decimal.

[370] Converts decimal to hexadecimal.

[440] Converts decimal to octal.

[530] Converts decimal to binary.

[710-790] Prints the results and waits for a return to start over.

[800] A subroutine to convert numbers larger than 9 into the A-F hexadecimal letters.

[840] A subroutine to divide A by N, assign Q(I) the integer division result, and return with A equal to the remainder.

[860] A subroutine to assign Q\$( ) and Q( ) arrays each digit of the input number.

### Number Conversion Listing

```

10 DIM Q(20),Q$(20)
20 DEF FN A(X) = INT (X / N): REM
   Int function
30 DEF FN B(X) = X - FN A(X) *
   N: REM Mod function
40 HOME : VTAB 10
50 PRINT "This program converts
   numbers into other bases."
60 PRINT "Input your number in t
   he following form:"
70 PRINT "<DECIMAL> or <-DECIMAL
   >, <$HEXIDECIMAL>,"
80 PRINT "<#OCTAL> and <%BINARY>."
90 PRINT : INPUT A$: IF LEN (A$
   ) = 0 THEN END
100 A = VAL (A$)
110 IF LEFT$ (A$,1) < > "#%" THEN 170
120 REM Convert Octal to Decimal
130 A$ = RIGHT$ (A$, LEN (A$) - 1)
140 IF LEN (A$) < 6 THEN A$ = "
   0" + A$: GOTO 140
150 N = 6: GOSUB 860
160 A = Q(1) * 32768 + Q(2) * 409
   6 + Q(3) * 512 + Q(4) * 64 +
   Q(5) * 8 + Q(6): GOTO 340
170 IF LEFT$ (A$,1) <> "%%" THEN 230
180 REM Convert Binary to Decimal
190 A$ = RIGHT$ (A$, LEN (A$) - 1)
200 IF LEN (A$) < 16 THEN A$ =
   "0" + A$: GOTO 200
210 N = 16: GOSUB 860
220 A = Q(1) * 32768 + Q(2) * 163
   84 + Q(3) * 8192 + Q(4) * 40
   96 + Q(5) * 2048 + Q(6) * 10
   24 + Q(7) * 512 + Q(8) * 256
   + Q(9) * 128 + Q(10) * 64 +
   Q(11) * 32 + Q(12) * 16 + Q(
   13) * 8 + Q(14) * 4 + Q(15) *
   2 + Q(16): GOTO 340

```

```

230 IF LEFT$ (A$,1) <> "$%" THEN 340
240 REM Convert Hex to Decimal
250 A$ = RIGHT$ (A$, LEN (A$) - 1)
260 IF LEN (A$) < 4 THEN A$ = "
   0" + A$: GOTO 260
270 N = 4: GOSUB 860
280 FOR I = 1 TO 4
290 IF Q$(I) < "A" THEN 310
300 Q(I) = ASC (Q$(I)) - 55: GOTO 320
310 Q(I) = VAL (Q$(I))
320 NEXT
330 A = Q(1) * 4096 + Q(2) * 256 +
   Q(3) * 16 + Q(4)
340 HOME
350 IF A < 0 THEN A = 65536 + A
360 ASAAVE = A
370 REM Convert Decimal to Hex
380 N = 4096: I = 1: GOSUB 840
390 N = 256: I = 2: GOSUB 840
400 N = 16: I = 3: GOSUB 840
410 Q(4) = A
420 N = 4: GOSUB 800: H$ = A$
430 A = ASAAVE
440 REM Convert Decimal to Octal
450 N = 32768: I = 1: GOSUB 840
460 N = 4096: I = 2: GOSUB 840
470 N = 512: I = 3: GOSUB 840
480 N = 64: I = 4: GOSUB 840
490 N = 8: I = 5: GOSUB 840
500 Q(6) = A: O$ = ""
510 N = 6: GOSUB 800: O$ = A$
520 A = ASAAVE
530 REM Convert Decimal to Binary
540 N = 32768: I = 1: GOSUB 840
550 N = 16384: I = 2: GOSUB 840
560 N = 8192: I = 3: GOSUB 840
570 N = 4096: I = 4: GOSUB 840
580 N = 2048: I = 5: GOSUB 840

```

```

590 N = 1024: I = 6: GOSUB 840
600 N = 512: I = 7: GOSUB 840
610 N = 256: I = 8: GOSUB 840
620 N = 128: I = 9: GOSUB 840
630 N = 64: I = 10: GOSUB 840
640 N = 32: I = 11: GOSUB 840
650 N = 16: I = 12: GOSUB 840
660 N = 8: I = 13: GOSUB 840
670 N = 4: I = 14: GOSUB 840
680 N = 2: I = 15: GOSUB 840
690 Q(16) = A
700 N = 16: GOSUB 800: B$ = A$
710 PRINT "Decimal="
720 PRINT ASAAVE ("ASAAVE - 65536")
730 PRINT : PRINT "Hexadecimal="
740 PRINT H$
750 PRINT : PRINT "Octal="
760 PRINT O$
770 PRINT : PRINT "Binary="
780 PRINT B$
790 PRINT : PRINT : INPUT "Press
   <return> ": A$: GOTO 40
800 A$ = "": FOR I = 1 TO N
810 IF Q(I) > 9 THEN C$ = CHR$
   (Q(I) + 55): GOTO 830
820 C$ = STR$(Q(I))
830 A$ = A$ + C$: NEXT : RETURN
840 Q(I) = FN A(A): A = FN B(A)
850 RETURN
860 FOR I = 1 TO N
870 Q$(I) = MID$(A$,I,1)
880 Q(I) = VAL (Q$(I))
890 NEXT : RETURN

```

# FORTH-79

Ver. 2 For your APPLE II/II+

The complete professional software system, that meets ALL provisions of the FORTH-79 Standard (adopted Oct. 1980). Compare the many advanced features of FORTH-79 with the FORTH you are now using, or plan to buy!

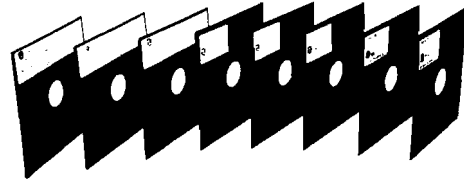
FEATURES	OURS	OTHERS
79-Standard system gives source portability.	YES	_____
Professionally written tutorial & user manual	200 PG.	_____
Screen editor with user-definable controls.	YES	_____
Macro-assembler with local labels.	YES	_____
Virtual memory.	YES	_____
Both 13 & 16-sector format.	YES	_____
Multiple disk drives.	YES	_____
Double-number Standard & String extensions.	YES	_____
Upper/lower case keyboard input.	YES	_____
LO-Res graphics.	YES	_____
80 column display capability	YES	_____
Z-80 CP/M Ver. 2.x & Northstar also available	YES	_____
Affordable!	\$99.95	_____
Low cost enhancement option:		
Hi-Res turtle-graphics.	YES	_____
Floating-point mathematics.	YES	_____
Powerful package with own manual, 50 functions in all, AM9511 compatible.		
FORTH-79 V.2 (requires 48K & 1 disk drive)		\$ 99.95
ENHANCEMENT PACKAGE FOR V.2		
Floating point & Hi-Res turtle-graphics		\$ 49.95
COMBINATION PACKAGE		\$139.95
(CA res. add 6% tax: COD accepted)		

## MicroMotion

12077 Wilshire Blvd. # 506  
L.A., CA 90025 (213) 821-4340  
Specify APPLE, CP/M or Northstar  
Dealer inquiries invited.



better from inside out



at the lowest price!

Call our Modern Hotline (anytime) - 619-268-4488 for exclusive monthly specials. Our free catalog contains more than 600 fantastic values.

## ABC Data Products

(formerly ABM)

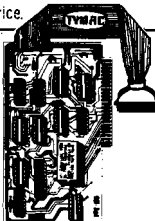

8868 CLAIREMONT MESA BLVD.  
SAN DIEGO, CALIFORNIA 92123

ORDERS ONLY    ITT TELEX    INFORMATION  
800-850-1555    4992217    619-268-3537

## APPLE HARDWARE

### THE TACKLER™ - DUAL MODE PARALLEL INTERFACE FOR THE APPLE® 2 BOARDS IN ONE FOR NO MORE COMPATIBILITY PROBLEMS!

An intelligent board to provide easy control of your printer's full potential. Plus a standard parallel board at the flip of a switch - your assurance of compatibility with essentially all software for the APPLE®. Hires printing with simple keyboard commands that replace hard to use software routines. No disks to load. Special features include inverse, doubled, and rotated graphics and many text control features, available through easy keyboard or software commands. Uses industry standard graphics commands. This is the first truly universal intelligent parallel interface! Change printers - no need to buy another board. Just plug in one of our ROM'S and you're all set. ROM'S available for Epson, C. Itoh, NEC, and Okidata - others available soon. Specify printer when ordering. Call for Price.

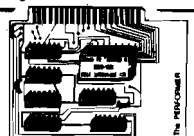


### THE UPGRADEABLE PPC-100 PARALLEL PRINTER CARD

A Universal Centronics type parallel printer board complete with cable and connector. This unique board allows you to turn on and off the high bit so that you can access additional features in many printers. Easily upgradeable to a fully intelligent printer board with graphics and text dumps. Use with EPSON, C. ITOH, ANADEX, STAR-WRITER, NEC, OKI and others with standard Centronics configuration. **\$139.00**

### IF YOU WANT GRAPHICS AND FORMATTING THEN CHOOSE THE PERFORMER

for Epson, OKI, NEC 8023, C. ITOH 8510 provides resident HIRES screen dump and print formatting in firmware. Plugs into Apple slot and easy access to all printer fonts through menu with PRM command. Use with standard printer cards to add intelligence. **\$49.00** specify printer.



### THE MIRROR FIRMWARE FOR NOVATION APPLE CAT II®

The Data Communication Handler ROM Emulates syntax of another popular Apple Modem product with improvements. Plugs directly on Apple CAT II Board. Supports Videx and Smarterm 80 column cards, touch tone and rotary dial, remote terminal, voice toggle, easy printer access and much more. List \$39.00    Introductory Price **\$29.00**

### MINI ROM BOARDS

Place your 2K program on our Mini Rom Board. Room for one 2716 EPROM. Use in any slot but zero. Only **\$34.95**

Circle No. 48

### DOUBLE DOS Plus

A piggy-back board that plugs into the disk-controller card so that you can switch select between DOS 3.2 and DOS 3.3 DOUBLE DOS Plus requires APPLE DOS ROMS. **\$39.00**

## APPLE SOFTWARE

### Super Pix

Hires screendump software for the Epson, OKI, C. Itoh and Nec 8023. Use with Tymac PPC-100. Special **\$19.95** (Specify Printer)

### Mr. Lister - Customer Contact Profiler & Mailer

A Super Mail List Plus more - up to 1000 Entries on single 3.3 Disk (only 1 Drive required) - 2 second access time to any name - full sort capabilities - Dual Index Modes - supports new 9 digit Zip. Easy to follow manual - Not Copy Protected - 4 user defined tables with 26 sort selections per table - Beta tested for 6 months - user defined label generation. Introductory Price **\$135.**    **\$99.00** Dealer & Dist. Inquiries Invited.

### APPLE LINK

A communications system for the Apple® (Requires Hayes Micro Modem). Transmit and receive any type of file between APPLES®, Automatic multi-file transfer, real time clock indicating file transfer time. Complete error check. Plus conversation mode. Only one package needed for full transfers. Compatible with all DOS file types. (requires Hayes Micro Modem) **\$59.00**

### THE APPLE CARD/ATARI CARD

Two sided 100% plastic reference card Loaded with information of interest to all Apple and Atari owners. **\$3.98**

## NIBBLES AWAY II

AGAIN! Ahead of all others.

- **AUTO-LOAD PARAMETERS** . . . Free's the user from having to Manually Key in Param values used with the more popular software packages available for the Apple II.
- **EXPANDED USER MANUAL** . . . incorporates new Tutorials for all levels of expertise; Beginners Flowchart for 'where do I begin' to 'Advanced Disk Analysis' is included.
- **TRACK/SECTOR EDITOR** . . . An all new Track/Sector Editor, including the following features: Read, Write, Insert, Delete Search, and impressive Print capabilities!
- **DISK DIAGNOSTICS** . . . Checks such things as: Drive Speed, Diskette Media Reliability, and Erasing Diskettes.
- **HIGHEST RATED** . . . Best back up Program in Softalk Poll (Rated 8.25 out of 10).
- **CONTINUAL UPDATES** . . . Available from Computer Applications and new listings on the source. **\$69.95**

Dealer and Distributor Inquiries Invited.

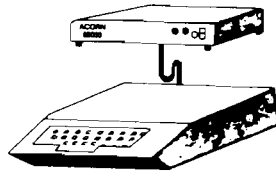


**MICRO-WARE DIST. INC.**  
P.O. BOX 113    POMPTON PLAINS, N.J. 07444

**201-838-9027**

# ACORN 68000

ATTACHED  
PROCESSOR  
FOR THE  
APPLE II™



\$1495

**HARDWARE**

- 68000 Microcomputer with 16 MHz clock
- 131,072 Bytes of RAM Memory
- 32,768 Bytes of ROM Memory
- Two RS 232c serial ports up to 9,600 bps
- One million bps interface with APPLE™
- Seven levels of vectored interrupts
- Real time clock and timer
- Separate case and power supply

**SOFTWARE**

- Uses only one peripheral slot in the APPLE™
- Invisible operation with APPLESOFT or PASCAL
- Compatible with Compilers and 6502 Assemblies
- 68000 Assembly Language Development System

Write or call for a free brochure or send \$10 for 100 page users manual (refunded with order for ACORN)

**ACORN SYSTEMS INC.**

4455 TORRANCE BLVD., #108 • TORRANCE, CA 90503  
Telephone (213) 371-6307

\*Apple, Apple II and Applesoft are the trademarks of Apple Computer Co.

## OSI Disk Users

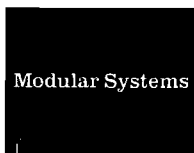
**Double your disk storage capacity  
Without adding disk drives**

Now you can more than double your usable floppy disk storage capacity—for a fraction of the cost of additional disk drives. Modular Systems' DiskDoubler™ is a double-density adapter that doubles the storage capacity of each disk track. The DiskDoubler plugs directly into an OSI disk interface board. No changes to hardware or software are required.

The DiskDoubler increases total disk space under OS-65U to 550K; under OS-65D to 473K for 8-inch floppies, to 163K for mini-floppies. With the DiskDoubler, each drive does the work of two. You can have more and larger programs, related files, and disk utilities on the same disk—for easier operation without constant disk changes.

Your OSI system is an investment in computing power. Get the full value from the disk hardware and software that you already own. Just write to us, and we'll send you the full story on the DiskDoubler, along with the rest of our growing family of products for OSI disk systems.

™DiskDoubler is a trademark of Modular Systems.



Post Office Box 16 C  
Oradell, NJ 07649.0016  
Telephone 201 262.0093

## LEARNING CENTER

# A Beginner's Computer Glossary

**Mnemonic** — A technique intended to assist human memory; an abbreviation or acronym that is easy to remember. A symbolic representation (e.g., ADD or SUB).

**Modem** — Acronym for MOdulator/DEModulator. A chip or device that converts data from a form that is compatible with data processing equipment to a form compatible with transmission facilities and *vice versa*. It is often used to interface a digital device to a telephone line.

**Module** — A device or piece of equipment that is interchangeable with other components.

**Monitor** — 1. To control operation of several unrelated routines. 2. A black and white or color CRT display.

**Mother Board** — A circuit board used to connect other processor boards, such as CPU cards, cassette interfaces, and memory cards, to name a few.

**Nanosecond** — A billionth of a second.

**Nesting** — Placing a routine or program segment within a larger routine or program segment.

**No Operation (NOP)** — Tells computer to deliberately leave a blank to allow insertion of data or information at a later time without rewriting.

**On Line** — A system or device in a system that is controlled by the central processing unit. (Off line means the equipment is not under control of the CPU.)

**Operation Code (Op Code)** — A command, usually given in machine language.

**Optimize** — Arranging instructions or data in the storage area so that a minimum amount of machine time is spent accessing the instruction or data.

**Port** — The entry channel to which a data set is attached. It is in the central computer, and each user is assigned one port.

## Part 2

**PROM** — Programmable Read-Only Memory. Generally, any type of memory not recorded during packaging, but can be programmed in later.

**Queue** — A line or group of items waiting to be processed..

**RAM** — Random Access Memory. Provides immediate access to any storage location in memory. Information may be written in or read out quickly.

**Register** — 1. A device for the temporary storage of one or more words to facilitate arithmetical, logical, or transferral operations. 2. The hardware for storing one or more computer words. 3. A term used to designate a specific computer unit for storing a group of bits or characters.

**ROM** — Read-Only Memory. A memory that is programmed in during packaging. There are many types of ROMs. Information is stored permanently (or semi-permanently) and is read out, but not altered, in operation.

**Routine** — 1. A sequence of machine instructions. 2. A set of coded instructions in proper sequence that tells the computer to perform an operation or series of operations.

**"Smart" terminal** — A rudimentary smart terminal consists of a CRT, keyboard, serial communication I/O device, and a microcomputer. It may use peripheral memory devices such as a tape cassette. A "smart" terminal provides built-in capability not alterable by the user; an "intelligent" terminal is user programmable.

**Subroutine** — A program that defines operations and which may be included in the main routine.

**Text Editor** — Facilities designed into a computer program to allow keyboarding of text without a format. Once placed in storage, it can be edited and justified to the required specifications.

**Variable** — A symbol whose numeric value changes from one repetition of a program to the next, or changes within each repetition of a program.

**MICRO**

# What's eating your Apple®?

Find out with Apple-Cillin II™

*If you use your Apple for your business or profession, you probably rely on it to save you time and money. You can't afford to guess whether it is working properly or not. Now you don't have to guess. Now you can find out with Apple-Cillin II.*

*Apple-Cillin II is the comprehensive diagnostic system developed by XPS to check the performance of your Apple II computer system. Apple-Cillin II contains 21 menu driven utilities including tests for RAM memory, ROM memory, Language Cards, Memory Cards, DISK system, Drive Speed, Keyboard, Printer, CPU, Peripherals, Tape Ports, Monitors and more. These tests will thoroughly test the operation of your Apple, and either identify a specific problem area or give your system a clean bill of health. You can even log the test results to your printer for a permanent record.*

*Apple-Cillin II works with any 48K Apple system equipped with one or more disk drives.*

*To order Apple-Cillin II - and to receive information about our other products - Call XPS Toll-Free: 1-800-233-7512. In Pennsylvania: 1-717-243-5373.*

*Apple-Cillin II: \$49.95. PA residents add 6% State Sales Tax.*



**XPS, Inc.**  
323 York Road  
Carlisle, Pennsylvania 17013  
800-233-7512  
717-243-5373

Apple II is a registered trademark of Apple Computer Inc.

Circle No. 51

# Analysis of Bond Quotations on the APPLE

by David C. Lewis

**A program to compute information regarding the performance of bonds. Data for computations is available in financial sections of many newspapers.**

The bond-analysis program presented here grew out of the realization that I was spending a lot of time with my calculator and a sheet of paper, punching buttons and making notes. It occurred to me that it should be possible to develop a program that prompts the inputs required, does the calculations quickly without any superfluous intervention on my part, and presents the data intelligently. This program meets my requirements.

Three things are necessary to understand this program: you should know a little about the bond market and bond market quotations, you should understand some (by no means all) of the basic criteria that are used to analyze bonds, and you should know quite a lot about string-handling operations. This last item may surprise many microcomputerists. However, for reasons I will explain later, analyses of bond market quotations rapidly become a case study in string-handling procedures.

## Financial Background

Before getting into a program to analyze bonds you should understand what bonds are, and what the quoted numbers relating to bonds are. These basic concepts and data are used to develop an approach to the analysis of any particular bond and the bond-analysis program. Basically bonds are a type of promissory note or IOU that many corporations, municipalities, and state and local governments use to finance their projects. To get a feel for

the numbers and diversity of bonds simply turn to the financial page of your local newspaper; generally you will see only the corporate bonds that traded recently (i.e., yesterday in a daily paper). Municipal, state, and federal government bonds often are not reported, and corporate bonds that are not bought or sold on any day are not reported that day.

Typically, bonds are issued in units of \$1,000. The issuer promises to pay the buyer a fixed percentage of the face value of the bond each year until some date in the future, at which time the issuer will redeem the face value of the bond. Thus, a 10% bond of 1983 would yield its buyer \$100 in 1982 and he would get back the full amount (\$1,000) in 1983.

Although a bond may have a nominal value of \$1,000, its actual price may fluctuate substantially. While no one should pretend to understand all the factors that make the bond market go up or down, many people think that prevailing interest rates have a pronounced effect on the market. Thus, to induce a prospective bond buyer to actually buy a bond, that bond must offer the investor a return on his investment comparable to what he could realize by putting his money elsewhere. If someone purchased a 30-year bond in 1960 that yielded 7%, he

---

**Bond Quotations  
requires:**

**Microcomputer with  
Microsoft BASIC**

---

would receive \$70 per year from the bond. If it were necessary to sell that bond in a market where investors could routinely get 14% on their investments, the original buyer would have to reduce the sales price to \$500 so the buyer would realize 14% on his purchase. If the buyer couldn't get 14% then he wouldn't buy the bond. Of course, this line of reasoning would not apply if the bond came due in the next few years, since the buyer could anticipate getting \$1,000 in return for whatever he paid for the bond. For example, if someone paid \$800 today for a bond that came due in 1983, then the buyer would realize a profit of \$200 in 1983, or a return of 25% on his investment. Thus, it is possible to make (or lose) money on bonds in two ways — from the interest payments and from capital appreciation or depreciation.

Often I have heard my broker speak of the "yield-to-maturity" of a bond. This is the sum of the yield on a bond due to its interest and the capital appreciation portion of the bond. If a 10% bond came due in 1990 and was currently selling for \$500, then the yield related to the interest income is  $(\$1,000 \cdot 10\% / \$500 = 20\%)$  and the pro-rated capital appreciation on the bond is  $(\$1,000 - \$500) / [(1990 - 1982) \cdot \$500] = 5.5\%$ , so the yield-to-maturity is  $20\% + 5.5\% = 25.5\%$ .

Yields-to-maturity can be misleading since they include two different types of yields. The interest income is available at least yearly and can be reinvested and compounded. The yield due to capital appreciation, however, is prorated straight line from now to maturity — there is no compounding. For example, if a bond were bought for \$100 and matured 20 years later for \$1,000, the prorated yield due to



capital appreciation is  $((\$1,000 - \$100)/(\$100 \cdot 20 \text{ years})) = 45\%$  per year. However, if the bond were to pay roughly 12% interest each year, and if that interest could be compounded without taxes, the investor would realize the same capital appreciation. This subtlety is particularly important in analyzing zero-coupon bonds. These bonds generally are sold at much less than face value and pay no annual interest. All of the yield on coupon bonds is a result of capital appreciation. When comparing zero-coupon bonds and other types of investments, it is important to consider the yield on a zero-coupon bond (or any capital accumulation yield) and some type of "deflated" basis in which the lack of opportunity to compound your earnings is factored.

### Financial Calculations

The program here prompts user inputs and accepts inputs as they are typically published in the literature (i.e., fractional numbers are accepted for price and interest, and the true price is computed based on the price quoted in the newspaper. The program computes the following indices:

1. Interest paid per year in dollars.
2. Number of years from the current year to the year of the bond's maturity.
3. Simple yield based on interest.
4. Yield due to straight-line capital appreciation (i.e., no compounding).
5. Straight-line yield to maturity (i.e., the sum of items 3 and 4 above).
6. The equivalent yield if the capital appreciation could be compounded.
7. Compounded yield to maturity (i.e., the sum of items 3 and 6 above).

Finally, the program presents an annotated listing of each of the seven items listed above and offers the option of providing a hard copy of the program output.

### Getting the Data

A principal resource for data regarding bonds is your newspaper. If you look in the financial section of your paper, generally you will see a statement such as:

XYZ INC 9 5/8 02 61 1/2

This means the particular bond issue put out by XYZ Inc. has a yield of 9 5/8% on the face value of the bond (\$1,000), will be redeemed in the year 2002 ("02"), and was bought for \$615. Note that the quoted price is a factor 10

times smaller than the price shown in the newspaper (i.e., 61 1/2), and interest and price quotations are typically (although not always) given in fractions of 1/8, and only the last two digits of the year of redemption of this or any other bond is quoted. Clearly, some massaging of the input data is necessary before the computer can compute the various yields, dates, returns, etc.

### Programming Considerations

The main problem associated with developing the program was creating some mechanism to allow the user to input data as it is typically quoted. Microcomputerists familiar with DATA and INPUT statements know they accept either strings or decimal numbers; Apple will not immediately understand numbers like 9 5/8. To get a microcomputer to accept and manipulate what might be referred to as "fractional numbers" it is necessary to input the data as a string and develop a way to evaluate that string.

The subroutine developed to evaluate the string inputs is shown in figure 1. The routine is structured to interpret a string by first evaluating the denominator of the fractional number, then the numerator, then the integer, and using that information to compute the type of decimal number with which the computer can deal. If no fraction is sensed for a number (i.e., if no "/" is sensed) then the string is evaluated as a number. This option is necessary since bond data is sometimes quoted in integer and even decimal form.

amined is a "/", it is compared to the ASCII representation of "/" (i.e., CHR\$(47)). If a "/" is sensed, then the program knows it is examining a fraction, and that the MID\$(I\$,N,1) statement has stepped its way from right to left across the denominator. To sense the value of the denominator, the program simply backs the MID\$(I\$,N,x) up one character and defines a new string from that character to the right end of the string using the RIGHT\$(I\$,N-1) statement. Then it takes the VAL( ) of that substring to get a real number for the denominator.

To get a real number for the numerator the MID\$(I\$,1,N) statement is used to search the string for a "space." Thus, you expect a space between the integer portion of the fractional number and its fractional portion. As with the search for the "/", the ASCII representation of each character in the string is compared with CHR\$(32), the ASCII representation for a space. When CHR\$(32) is sensed, the MID\$(I\$,N,2) statement has stepped to the beginning of the numerator of the fractional input. To get the value of the numerator, a new substring of I\$ is defined that includes the entire fractional portion of I\$ and then takes the VAL( ) of the substring. Since the VAL statement evaluates the string up to the first non-numerical character (in this case the "/"), what is returned is the numerator of the fraction in the string. The fractional part of the input string is evaluated by dividing the numerator of the denominator. It's that simple.

## One problem was getting the computer to accept and manipulate fractions.

The subroutine uses virtually all the string-handling operations available in MicroSoft BASIC. Apart from some variable setting operations, the first step in the routine is to determine the number of characters (called N) in the string using the LEN( ) statement. Subsequently, each character in the string is examined, starting with the rightmost character, to see if it is a "/". To break out each character in the string the MID\$( ) statement is used where N, the number of characters in I\$, is obtained by counting from the right of the string, and 1 indicates that PI\$ is only 1 character. To determine whether or not the character being ex-

Evaluating the integer portion of the input string is straightforward when you know which character constitutes the start of the numerator. Simply establish a new string, starting from the left, and use the LEFT\$( ) statement, whose length is the difference between the length of the input string and the string position of the first digit in the numerator. Then take the value, using the VAL( ) statement, of the new sub-string. If you simply take the VAL( ) of the input string you will get some strange number that includes the integer and numerator characters. For example, if the VAL statement were used on the string 57 3/8, the computer

would read 573 (i.e., all numbers up to the first non-numeric character, skipping over spaces).

Once the integer and fractional portions of the input string have been evaluated, it is easy to develop a number the computer can use — just add the two numbers.

The subroutine described above will evaluate fractional data inputs. To complicate life, bond interest and price data is sometimes given in integer or decimal form. The subroutine deals with this contingency by determining whether or not it finds a "/"; if none is found after stepping across the input string, the program evaluates the number using VAL( ) on the entire input string.

Another programming problem, which also involves strings, relates to the formatting of the output display. The quantities that are calculated by the program are routinely calculated and displayed to nine significant figures. However, there is generally no reason to evaluate a bond's performance to more than three or four significant figures. Displaying all the significant digits adds little to the utility of the program and can make the results harder to read and understand. For example, if the number of significant digits displayed can be limited, it is possible to get the results of the calculations all on the same line as the captions, thus improving the readability of the display.

I limited the number of significant digits displayed by converting the numerical results of the calculations to strings, using the STR\$( ) statement, and then using the LEFT\$( ) statement to take the four most significant figures. This simple approach is not a rounding operation; rather, it is a truncation.

### The Bond Program

The program is designed to accept data in the sequence data generally appears in financial periodicals, and also in the formats that are commonly used (i.e., fractional numbers).

The interest is computed in dollars, paid per year, and assumes the bond has a face value of \$1,000. Thus, the interest is \$1,000 times the interest rate.

The total capital yield is simply the difference between the value of the bond at maturity and its purchase price divided by the purchase price. To get a prorated portion of this yield simply divide the total capital yield by the number of years to maturity. This calculation assumes that the price of a bond will steadily approach its mature value on a straight-line basis; it makes no allowance for market conditions.

The program computes a "net" yield by summing the yields due to interest payments and the yield attributed to the prorated capital appreciation of the face value of the bond. As noted previously, these are two rather different yields since "yield-to-

maturity,' while often quoted, is of questionable significance.

There is a fundamental difference between annual interest payments and the prorated straight-line yield that might be attributed to capital appreciation. In particular, the capital appreciation cannot be compounded. To get a better estimate of the yield that can be attributed to capital appreciation, compute the equivalent annual yield that, if compounded, would offer the same net capital appreciation as the simple un-compounded capital yield discussed above. This yield is always less than the un-compounded capital yield.

Next sum the equivalent compounded capital yield and the interest payments to give a more realistic yield-to-maturity.

After completing the calculations outlined above, you may want to make a hard copy of the results, complete another analysis, or quit. The program is set up for an MX-80 operating with a GRAPPLER. The printer portion of the program may have to be adapted for different printers.

Dave Lewis is a scientific project officer in the Department of Navy's Office of Naval Research. He manages a variety of electronic warfare and surveillance programs, when he is not trying to beat the bond market. You may contact Mr. Lewis at 7417 Westwood Park Lane, Falls Church, VA 22046.

```

10 GOTO 390
30 REM
40 PRINT ****BONDS****BONDS****
   BONDS****: RETURN
60 REM
80 I = 0: N = LEN (I$): IF N = <
  1 GOTO 350
110 FOR Q = 1 TO N - 1: V = N - Q
  :PI$ = MID$(I$,V,1): IF PI
  $ = CHR$(47) GOTO 220
150 IF PI$ = CHR$(32) GOTO 270

160 REM
170 NEXT : IF I = 0 GOTO 350
190 REM
200 RETURN
220 REM
230 Z$ = RIGHT$(I$,Q): A = VAL
  (Z$): GOTO 160
270 REM
280 B = VAL ( RIGHT$(I$,Q) ): PI =
  B / A: DI = N - Q: D$ = LEFT$(
  (I$,DI)): I = VAL (D$): I = I +
  PI: GOTO 160
350 REM
360 I = VAL (I$): GOTO 190
390 REM
400 HOME : GOSUB 30: VTAB 5: PRINT
  ENTER DAY DATE ;: INPUT D
  D: PRINT ENTER MONTH(1 OR 2
  DIGITS) ;: INPUT MD: PRINT
  ENTER YEAR(LAST 2 DIGITS);
  : INPUT YD: HOME : GOSUB 166
  0: GOSUB 30
560 REM
580 VTAB 5: PRINT NAME OF BOND
  ;: INPUT T$: PRINT ENT
  ER INTEREST ;: INPUT BI$: I$
  = BI$: GOSUB 60: BI = I / 10
  0: PRINT ENTER YEAR OF MATU
  RITY(2 DIGITS) ;: INPUT YM$
  :YM = VAL (YM$): PRINT ENT
  ER BOND PRICE ;: INPUT PR$:
  I$ = PR$: GOSUB 60: PR = I: HOME
  : GOSUB 1660: GOSUB 30: VTAB
  5: PRINT T$: ;: PRINT
  : PRINT BI$: ;: PRINT
  YM$: ;: PRINT ;: PRINT
  PR$
950 PRINT :D = 1000 * BI: PRINT
  DOLLARS PAID/YEAR = $;: PRINT
  D:DY = YM - YD: IF DY = > 0
  GOTO 1060
1050 DY = 100 + DY
1060 PRINT YRS TO MATURITY;: PRINT
  DY:Y = (BI / PR) * 10000: Y$ =
  STR$(Y): Y1$ = LEFT$(Y$,4
  ): Y1 = VAL (Y1$): PRINT YI
  ELD;: PRINT Y1: PRINT $
  :YTM = ((100 - PR) / (PR * D
  Y)) * 100: T$ = STR$(YTM): T
  A$ = LEFT$(T$,4): T1 = VAL
  (TA$): PRINT CAP YLD PER YR
  =: PRINT T1: PRINT $:TY
  = Y + YTM: T$ = STR$(TY): T
  1$ = LEFT$(T$,4): T1 = VAL
  (T1$)
1320 PRINT YIELD TO MATURITY=:
  : PRINT T1: PRINT $:ZZ =
  100 / PR: Z1 = ( LOG (ZZ) ) /
  DY: Z2 = (( EXP (Z1) - 1 ) *
  100: Z2$ = STR$(Z2): Z3$ = LEFT$(
  (Z2$,4): Z3 = VAL (Z3$): PRINT
  COMPOUND CAPTL YLD=: PRINT
  Z3: PRINT $:CY = Y + Z2:Y
  $ = STR$(CY): Y1$ = LEFT$(
  (Y$,4): Y1 = VAL (Y1$): PRINT
  COMPOUNDED YIELD TO MATUREIT
  Y=: PRINT Y1: PRINT $: VTAB
  20
1570 REM
1580 PRINT WANT TO CONTINUE? Y
  ES/NO/PRINT;
1590 INPUT C$: Z$ = LEFT$(C$,1)
  : IF Z$ = CHR$(89) GOTO 17
  70
1620 IF Z$ = CHR$(80) GOTO 183
  0
1630 IF Z$ = CHR$(78) GOTO 189
  0
1640 PRINT ?;: GOTO 1590
1660 REM
1680 HTAB 30: PRINT DD: PRINT
  /;: PRINT MD: PRINT /;: PRINT
  YD: RETURN
1770 HOME : GOSUB 30: GOSUB 1660
  : GOTO 560
1830 PRINT PR#1: PRINT S: PRINT
  PR#0: GOTO 1570
1890 HOME : VTAB 12: HTAB 14: PRINT
  FINIS: END

```

MICRO

# Announcing The best 6502 Assembler in the World

# ORCA/M

**Now. The kind of high-level support you'd only expect to find on a main frame.** ORCA/M (*Hayden's Object Relocatable Code Assembler for Micros*) lets you develop sophisticated applications with the speed and ease of a high-level language, yet retain the control and efficiency that only assembly language can give.

**Here's what ORCA/M gives you:**

## The Assembler

### Macro language features

- o Conditional assembly of source and macro files
- o Separate source and macro files
- o Nestable macros
- o Parameter mid-string and string search functions
- o Symbolic parameter assignment
- o Numeric, string, and boolean type parameters
- o Parameter subscripting
- o Global communication between macros
- o Macro expansion loop control
- o Count, length and type parameter attribute functions

## Extensive Macro Libraries

### Memory Constant

### Declarations

### Integer

### Character

### Four-byte Integer

### Hexadecimal

### Floating Point

### Relocatable object module generation

### Fast assembly directly to disk

### Program Segmentation

### Relocatable symbol table

### Global symbol scope

### Global symbol scope of symbols

## The Linker

### Produce executable binary files from relocatable object modules

### Link routines from library files

### Link subroutine reassemblies

### Define a new object for previously assembled code

### Invoke at assembly time or by command

## Subroutine libraries

### Floating point and double precision routines

### Transcendental functions

### Hi- and lo-res graphics

### Multiple-precision integer math

### Input and output

## The Editor

### Color-coded screen editor

### Global search and replace

### Block move

### Entry of non-keyboard characters

### Supports lower case

### adapters and shift key modification

### 80-column horizontal scrolling with 80-column display

### The System

### Monitor and instant control system from one command level

### Extended Disk Commands

### File copy

### File undelete

### Catalog sort

### Wildcard filename

### Disk-ZAP - Built-in disk sector editor

### Optimized DOS - Compatible operating system

### Operating system interface

### Supports a variety of configurations

### User-modifiable to allow linkage of custom drivers for peripherals

### 64K RAM supported

### 48K required

### This unique array of features and functions speaks for itself - the power of ORCA/M unsurpassed.

All features are documented clearly and extensively. Source listings for the subroutine and macro libraries, as well as the operating system, are included.


ORCA/M. If you're serious about developing 6502 software, it's the one to have.

Available from your local dealer or call:  
800-343-7418  
In NY call 609-957-0200  
ORCA/M - 21639  
Apple II disk 48K DOS 3.3  
two drives and 64K recommended

**Introductory Price:**  
**\$99.95**

**HAYDEN SOFTWARE**

# EAGLE



Call on Eagle 8 Bit & 16 Bit Computers and Software

## NEC COMPUTERS

6000	.....	CALL
8001A	.....	\$719.00
8031	.....	\$719.00
8012	.....	\$549.00

## PRINTERS

8023	.....	\$469.00
7710/7730	.....	\$2299.00
3510/3530	.....	\$1549.00

## MONITORS

JB-1260	.....	\$119.00
JB-1201	.....	\$149.00
JC-1212	.....	\$299.00
JC-12-202	.....	\$299.00
JC-1203	.....	\$599.00

## PRINTERS SMITH CORONA

TP 1	.....	\$599.00
Tractor Freed	.....	\$129.00

## C. ITOH (TEC)

Starwriter(F10-40CPS)	.....	\$1299.00
Printmaster(F10-55CPS)	.....	\$1649.00
Prowriter 8510 P	.....	\$399.00
Prowriter 8510 S	.....	\$599.00
Prowriter 1550 P	.....	\$769.00
Prowriter 1550 S	.....	\$799.00

## OKI/OATA

82A	.....	\$429.00
83A	.....	\$659.00
84 (Parallel)	.....	\$1049.00
84 (Serial)	.....	\$1149.00
92	.....	\$599.00
93	.....	\$999.00

## IOS

MicroPrism	.....	\$649.00
132 (Fully Configured)	.....	\$1599.00
80 (Fully Configured)	.....	\$1399.00

Call for other configurations.

## STAR

Gemini 10	.....	\$379.00
Gemini 15	.....	\$489.00

## DAISYWRITER

Letter Quality	.....	\$1049.00
----------------	-------	-----------

## DIABLO

620	.....	\$999.00
630	.....	\$1769.00

# TeleVideo TERMINALS

910	.....	\$579.00
912C	.....	\$699.00
920C	.....	\$749.00
925C	.....	\$749.00
950	.....	\$950.00
WYSE WY100	.....	\$749.00

## COMPUTERS

800A	.....	\$1299.00
802	.....	\$2649.00
802H	.....	\$4695.00
806	.....	\$4999.00
816	.....	\$8999.00
803	.....	CALL
1602/1603	.....	CALL

## PANASONIC

JR200U 32K Pers. Computer	.....	\$309.00
---------------------------	-------	----------

## MONITORS

TR-120, 12" Hires Green	.....	\$159.00
CT-160, 10" Dual Mode Color	.....	\$299.00
DT-D1000, 10" RGB	.....	\$349.00
DT-D1300, 13" RGB/Composite	.....	\$429.00

## SANYO

MB 1000 Computer	.....	\$1599.00
MB 160 Add on Drive	.....	\$539.00
5500 Letter Quality Printer	.....	\$699.00



## SHARP PC-1500 POCKET COMPUTER \$189.

## PC 1250...\$89.00

CE 150 Printer, Plotter and Cass. Interface Unit	.....	\$172.00
CE 152 Cass. Recorder	.....	\$62.00
CE 1558K Ram Expansion Module	.....	\$94.00
CE125 Printer/Micro Cassette	.....	\$129.00

## MONITORS

### AMOEK

300G	.....	\$159.00
300A	.....	\$169.00
310G	.....	\$179.00
310A	.....	\$169.00
Color I	.....	\$299.00
Color II	.....	\$599.00
Color II A	.....	\$799.00
Color III	.....	\$349.00

### BMC

12AU 12" Green	.....	\$79.99
140, 13" Color (Mid Res.)	.....	\$369.00
9191U 13" Composite	.....	\$329.00

### TAXAN

Color Composite	.....	CALL
RGB 1	.....	\$329.00

### ZENITH

ZVM 121	.....	\$99.00
ZT-1 Terminal	.....	\$369.00


### SHARP

13" Color TV	.....	\$269.00
19" Color TV	.....	\$339.00

# Commodore

## VIC 20

\$149



## VIC 64

\$399.

Motor Mouse	.....	\$23.00
Centipede	.....	\$23.00
Froggie (VIC)	.....	\$23.00
Froggie (64)	.....	\$23.00
VIC 20 Dust Cover	.....	\$9.99
VIC 1530 Datasette	.....	\$69.00
VIC 1541 (64K Disk Drive)	.....	\$339.00
VIC 1525 Graphic Printer	.....	\$339.00
VIC 1210 3K Mem. Exp.	.....	\$32.00
VIC 1110 8K Mem. Exp.	.....	\$53.00
VIC 1111 16K Mem. Exp.	.....	\$94.00
VIC 1011 RS232C Term. Interface	.....	\$43.00
VIC 1112 IEEE-488 Interface	.....	\$86.00
VIC 1211 Super Expander	.....	\$53.00
VIC Mother Board	.....	\$99.00

## PROFESSIONAL SOFTWARE

Word Processing for VIC 64... \$79.95

## HEWLETT PACKARD



41CV

\$209

HP75 \$799.



HP 41C (free memory module)	.....	\$149.00
HP 10C	.....	\$59.00
HP 11C	.....	\$72.00
HP 12C	.....	\$99.00
HP 15C	.....	\$99.00
HP 16C	.....	\$99.00

## MODEMS

### HAYES

Smart	.....	\$219.00
Smart 1200 (1200 Baud)	.....	\$549.00
Chronograph	.....	\$199.00
Micromodem 100	.....	\$309.00
Micromodem II	.....	\$279.00
Micromodem II (with Term)	.....	\$299.00

### NOVATION

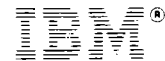
J-Cat	.....	\$119.00
Cat	.....	\$144.00
D-Cat	.....	\$159.00
103 Smart Cat	.....	\$189.00
Apple Cat II	.....	\$279.00
103/212 Smart Cat	.....	\$439.00
212 Apple Cat II	.....	\$609.00
Apple Cat II 212 Upgrade	.....	\$309.00

### ANCHOR

Mark I (RS-232)	.....	\$79.00
Mark II (Atari)	.....	\$79.00
Mark III (TI-99)	.....	\$109.00
Mark IV (CBP//PET)	.....	\$125.00
Mark V (OSBORNE)	.....	\$95.00
Mark VI (IBM-PC)	.....	\$179.00
Mark VII (Auto Answer Call)	.....	\$119.00
TRS-80 Color Computer	.....	\$99.00
9 Volt Power Supply	.....	\$9.00

## TIMEX SINCLAIR 1000 \$85.

16K Memory Module	.....	\$44.95
Vu-Calc	.....	\$17.95
Check Book Manager	.....	\$13.95
The Organizer	.....	\$14.95
The Budgeter	.....	\$13.95
Stock Option	.....	\$14.95
Loan & Mortgage Amortizer	.....	\$12.95
Mindware Printer	.....	\$109.00
Orbit Software	.....	CALL



## NEC 3550 PRINTER... \$1999

### PERCOM/TANDOM

#### DRIVES

5 1/4" 160K Disk Drive	.....	\$249.00
5 1/4" 320K Disk Drive	.....	\$299.00

#### AMDEK

310A Amber Monitor	.....	\$169.00
310G	.....	\$179.00
Amdisk (3 1/4" Drive)	.....	\$679.00
XY Plotter	.....	\$649.00
Color II	.....	\$599.00

#### SOFTWARE

I.U.S. Easywriter II	.....	\$249.00
I.U.S. EasySpeller	.....	\$129.00
Peach Package (GL/AP/AR)	.....	\$419.00

#### PROFESSIONAL

##### SOFTWARE

IBM/PC Word Processing	.....	\$319.00
------------------------	-------	----------

##### CONTINENTAL

##### SOFTWARE

The Home Accountant Plus	.....	\$119.00
1st Class Mail/Form Letter	.....	\$99.00

##### SYNAPSE

File Manager	.....	\$119.00
--------------	-------	----------

Dept. 415


computer mail order east

# 800-233-8950

IN PA. CALL (717)327-9575, 477 E. THIRD ST., WILLIAMSPORT, PA. 17701

No risk, no deposit on C.O.D. orders. Pre-paid orders receive free shipping within the UPS Continental United States Delivery Zone with no waiting period for certified checks or money orders. Add 3% (minimum \$3.00) shipping and handling on all C.O.D. and credit card orders. Larger shipments may require additional charges. NV and PA residents add sales tax. All items subject to availability and price change. NOTE: We stock manufacturer's and third party software for most all computers on the market. Call today for our new catalog.

# FRANKLIN



Call on FRANKLIN Computers, Disk Drives, Software and System Specials.

## MICRO-SCI

### DISK DRIVES FOR APPLE & FRANKLIN

A2.....	\$299.00
A40.....	\$349.00
A70.....	\$459.00
C2 Controller.....	\$79.00
C47 Controller.....	\$89.00

## VISICORP

for Apple, IBM & Franklin

Visidex.....	\$189.00
Visifile.....	\$189.00
Visiplot.....	\$159.00
Visiterm.....	\$89.00
Visitrend/Plot.....	\$229.00
VisiSchedule.....	\$229.00
Desktop Plan.....	\$189.00
Visicalc(Apple)®.CBM,IBM).....	\$179.00

Visicorp prices for IBM may vary slightly.

## CONTINENTAL

Home Acct. (Apple/Atari).....	\$59.00
The Tax Advantage(Apple,Atari).....	\$45.00
1st Class Mail/Form Letter(Apple).....	\$79.00
The Book of Apple.....	\$14.95
The Book of Atari.....	\$14.95
The Book of Apple Graphics.....	\$14.95

## SIRIUS

Free Fall.....	\$24.00
Beer Run.....	\$24.00
Snake Byte.....	\$24.00
Space Eggs.....	\$24.00
Sneakers.....	\$24.00
Bandits.....	\$28.00

## BROOERBUNO

Apple Panic.....	\$23.00
David's Magic.....	\$27.00
Star Blazer.....	\$25.00
Arcade Machine.....	\$34.00
Chopflifer.....	\$27.00
Serpentine.....	\$27.00

## INFOCOM

Deadline(Atari,Apple,IBM).....	\$35.00
Star Cross.....	\$29.00
Zork I, II, or III.....	\$29.00

## MPC

Buddisk (128K Ram).....	\$719.00
-------------------------	----------

## AXLON

Apple/Franklin 128K Ram.....	\$399.00
Apple/Franklin Ram Disk.....	\$999.00

## KRAFT

Apple Joystick.....	\$44.00
---------------------	---------

# ATARI

1010 Recorder.....	\$74.00
1020 Printer.....	\$269.00
1025 Printer.....	\$589.00
830 Modem.....	\$159.00
820 Printer.....	\$259.00
850 Interface.....	\$169.00
CX40 Joy Sticks (pair).....	\$18.00
CX414 Bookkeeper Program.....	\$119.00
CX419 Bookkeeper Kit.....	\$195.00
CX481 Entertainer Package.....	\$69.00
CX482 Educator Package.....	\$130.00
CX483 Programmer Package.....	\$54.00
CX484 Communicator Package.....	\$344.00
Full Stroke Replacement Keyboard... for Atari 400.....	\$119.00

## ALIEN

Atari Voice Box.....	\$119.00
Apple Voice Box.....	\$149.00

## MEMORY

Axlon 32K Ram.....	\$89.00
Axlon 48K Ram.....	\$139.00
Axlon 128K Ram.....	\$399.00
Intec 32K Board.....	\$74.00
Intec 48K Board.....	\$99.00
Intec 64K Board(400 Only).....	\$149.00

## WICO

Joystick.....	\$24.95
Famous Red Ball.....	\$26.95
Apple Trackball.....	\$59.00
Atari/VIC Trackball.....	\$55.00
Apple Adapter.....	\$16.00

# PERCOM

## DISK DRIVES FOR ATARI

AT 88-S1.....	\$399.00
AT 88-A1.....	\$299.00
RFD 40-S1.....	\$549.00
RFD 40-A1.....	\$349.00
RFD 40-S2.....	\$889.00
RFD 44-S1.....	\$679.00
RFD 44-S2.....	\$1029.00

## RANA DISK DRIVES

Call for price and availability on the new Rana Disk Drives for The Apple and Franklin Computer Systems.

## FLOPPY DISKS

### MAXELL

MD I (Box of 10).....	\$32.00
MD II (Box of 10).....	\$44.00
FD I (8").....	\$40.00
FD II (8" DD).....	\$50.00

### VERBATUM

5 1/4" SS SD.....	\$26.00
5 1/4" DS DD.....	\$36.00

### ELEPHANT

5 1/4" SS SD.....	\$19.99
-------------------	---------

48K  
800  
**\$499**

## ATARI 400

16K.....	\$199
32K.....	\$274*
48K.....	\$299*
64K.....	\$359*

\*Non-Atari Ram

One Year Extended Warranty.....\$70.00

## ATARI

Pac-Man.....	\$33.00
Centipede.....	\$33.00
Caverns of Mars.....	\$32.00
Asteroids.....	\$29.00
Missile Command.....	\$29.00
Star Raiders.....	\$35.00
Galaxian.....	\$33.00
Defender.....	\$33.00
Atari Visicalc.....	\$159.00

## ON-LINE


Jawbreaker.....	\$27.00
Softporn.....	\$27.00
Wizard and the Princess.....	\$29.00
The Next Step.....	\$34.00
Mission Asteroid.....	\$22.00
Mouskattack.....	\$31.00
Frogger.....	\$31.00
Cross Fire (ROM).....	\$36.00

## SYNAPSE

File Manager 800*.....	\$69.00
Chicken(Rom).....	\$34.00
Picnic Paranoia(Rom).....	\$34.00
Claim Jumper (Rom).....	\$34.00
Slime (Rom).....	\$34.00
Shamus(Rom).....	\$34.00
Protector (Rom).....	\$34.00
Dodge Racer (C/D).....	\$26.00
Nautilus (C/D).....	\$26.00
Shadow World (C/D).....	\$26.00
Survivor (C/D).....	\$26.00
Drelbs (C/D).....	\$26.00
Necromancer (C/D).....	\$26.00
Pharoahs Curse (C/D).....	\$26.00
Fort Apocalypse (C/D).....	\$26.00
Page 6.....	\$19.00
Assembler.....	\$30.00
Disk Manager.....	\$24.00

## OATASOFT

Pacific Coast Highway.....	\$25.00
Canyon Climber.....	\$25.00
Tumble Bugs.....	\$25.00
Shooting Arcade.....	\$25.00
Clowns and Balloons.....	\$25.00
Graphic Master.....	\$30.00
Graphic Generator.....	\$13.00
Micro Painter.....	\$25.00
Text Wizard.....	\$79.00
Spell Wizard.....	\$64.00
Bishop's Square.....	\$25.00
Sands of Egypt.....	\$25.00
Moon Shuttle.....	\$25.00
Zaxon.....	\$29.00



810 Disk Drive.....\$429.00

Call for Price and Availability of the NEW  
**64K ATARI 1200**

## APX

Text Formatter.....	\$18.50
Family Budgeter.....	\$18.50
Eastern Front.....	\$24.00
Family Cash.....	\$18.50
Jukebox.....	\$13.50
Downhill.....	\$18.50
Outlaw.....	\$18.50
Holy Grail.....	\$24.00
Player Piano.....	\$18.50
Keyboard Organ.....	\$18.50
Number Blast.....	\$13.50
Frogmaster.....	\$18.50
747 Land Simulator.....	\$18.50
Bumper Pool.....	\$13.50

## CB8

K-razy Shoot Out.....	\$32.00
K-razy Kritters.....	\$32.00
K-razy Antics.....	\$32.00
K-star Patrol.....	\$32.00
Stick Stand.....	\$5.99

## EPYX

Crush, Crumble & Chomp.....	\$24.00
Crypt of the Undead.....	\$24.00
Curse of Ra.....	\$16.00
Datestones & Ryn.....	\$16.00
Invasion Orion.....	\$19.00
King Arthur's Heir.....	\$24.00
Morloc's Tower.....	\$16.00
Rescue at Rigel.....	\$24.00
Ricochet.....	\$16.00
Star Warrior.....	\$29.00
Temple of Asphai.....	\$29.00
Upper Reaches of Apshal.....	\$16.00

## SPINNAKER

Snooper Troops #1.....	\$34.00
Snooper Troops #2.....	\$34.00
Face Maker.....	\$24.00
Story Machine.....	\$24.00
Delta Drawing.....	\$45.00
Rhymes and Riddles.....	\$21.00
Kinder Comp.....	\$21.00

## ROKLAN

Wizard of War (Rom).....	\$34.00
Deluxe Invader (Rom).....	\$29.00
Gorf (Rom).....	\$34.00

## FIRST STAR

Astro Chase.....	\$25.00
------------------	---------

## BIG 5

Miner 49er.....	\$35.00
-----------------	---------

## GAMESTAR

Baja Buggies.....	\$24.95
Football.....	\$24.95

computer mail order west

Dept.  
415

**800-648-3311**

IN NV. CALL (702)588-8654, P.O. BOX 8689, STATELINE, NV. 89449

INTERNATIONAL ORDERS: All shipments outside continental United States must be pre-paid by certified check only! Include 3% (minimum \$3.00) shipping and handling.

EDUCATIONAL DISCOUNTS: Additional discounts are available from both Computer Mail Order locations to qualified Educational Institutions.

PG & FPO: Add minimum \$5.00 shipping on all orders.

CP/M is a registered trademark of Digital Research, Inc.

# Mutual Fund Charting

---

## Two programs to make, update, and print mutual fund files on both OSI and Apple Computers

---

Buy low, sell high! Sound advice for any investor but not easy to achieve. The microcomputer has opened a new avenue for the small investor to quickly store and then easily display collected data in a manner that can assist materially in decision making — a vital requisite to successful investing.

Mutual funds and money market funds are investment vehicles tried by many, including this author. Inspiration for the program described here came from an article in *Creative Computing* (May 1981) that presented a computer-assisted method of investment analysis developed in part by Richard J. Fabian, a registered financial advisor in the state of California. Authors Browning and Clemmens enlarged upon this procedure using a SWTPC 6800 computer system.

A mutual fund tends to follow the rise and fall of stock market averages. A money market fund, on the other hand, remains more stable. Exchanging the stock fund for the money market fund and *vice versa* minimizes the effects of falling prices but takes advantage of rising prices. The investor must follow stock market trends by charting selected mutual funds and stock market averages over a 39-week period. When the current price moves through the 39-week average an exchange signal

is generated. That is, when the trend is downward, change to the money market fund; when the trend is upward, change to the mutual stock fund.

The program generated for this article attempts to duplicate the approach used by Browning and Clemmens, but is adapted to the OSI-065D operating system on a C4P-MF and an Epson MX-80 printer. One part of the program, "FILCHG," enables you to update data files for each Friday's closing price or when the fund makes a distribution (dividend and/or capital gains). The other part of the program arranges data from the data files for the printer to display in chart form.

Data files must be established first, then changed later. "FILCHG" provides this option in lines 80-120. The funds and averages I selected are defined as string variables (line 40) to be recalled by either part of the program. To initially set up the data files the latest 39 consecutive weeks of prices are gathered from financial pages of major newspapers. Option A is selected (line 120) and the program loops to line 490 where separate files are identified in a printout to the screen (lines 150-180). The file to be initialized is selected in line 200. The value of X (line 210) assigns the file to be worked to the variable, N\$.

Next, control passes to a subroutine at line 690. Thirty-nine numerical items are entered in an array, the file is written (line 440), and program control returns to line 80. A new file to be initialized can be selected again until all files are filled.

Previous and current distributions of the fund must be considered to ac-

curately reflect current price trends. If a distribution occurs during these 39 weeks it must be subtracted from all earlier entries. Note that when a data item is a distribution (see line 730), program control goes to line 840. This subroutine subtracts the entered amount from each previous price, adjusts the loop counters, and returns to the data-gathering loop at line 760. When all data is entered, the file is written (lines 440-470). A new file now can be opened and this process repeated or the program terminated, depending on the choice selected in line 120.

Once files are established, you can update the files each week or at regular intervals by selecting option B (line 120). The program then moves to line 140 for a screen clear and printout of the mutual fund data-file choices (lines 150-200). When a choice is made (line 200), the next statement defines N\$ for the subroutine at line 310. Here the disk file is opened and data is taken off the disk and placed into array A.

If the data is a price change, it is entered at lines 390-400 as a string (to accommodate the '/' symbol used for exiting the loop). This string is changed to a number and multiplied by 100 for storing on disk which eliminates trailing zeros. Line 430 discards the oldest data and enters the new data in the 39-item array. The program now loops back to line 400 for a new entry or the exit ('/') symbol. When no new item is to be entered, the 39 data items are returned to disk (line 450). Line 470 prompts the user that the file is closed and waits for any key press, after which the program returns to line 80 where the file choices are displayed again on the CRT. Another file may be updated or the program exited.

A final note on program "FILCHG" concerns entering a distribution. Line 350 asks if data is a distribution. If so, the amount is entered (line 370), subtracted from all entries in the current

---

### Mutual Funds requires:

OSI with 065D or  
Apple II with one drive  
Dot-matrix printer needed for  
hardcopy printouts

---

# for APPLE and OSI

by Ralph H. Green


**Table 1: Sample Printout**

The following charts are plots of selected Mutual Funds and selected Stock Market indices for the past 39 weeks. All points are corrected for distributions made by the funds during the 39 weeks. All prices are the Friday closing price.

No investment strategy is indicated from this data.

**Dow Jones Industrial Average**

1049  
1044  
1033  
1015  
1007  
1004  
999  
989  
984  
935  
930  
915  
909  
903  
887  
874  
870  
865  
860  
850  
845  
840  
833  
829  
828  
820  
812  
811  
809  
805  
804  
792  
791  
787  
786



-----  
39 Week Average = 883.08  
Percentage change since last high = 4.17%  
Percentage change since last low = 28.12%  
Most recent entry is 11/19/82

file, and the 39 updated items are returned to disk storage (lines 440-470).

The PRINT program plots the data by providing the necessary commands to the printer. The program uses the CRT as much as possible; the printer is

used only to plot the charts. The available choices are printed to the screen (line 1200). One subroutine accomplishes the printing task for all the charts. At line 200, the user inputs a number corresponding to his choice, after which the serial port is activated

(line 1410), the corresponding data file is opened (line 310), and the chart heading printed double-size. Line 320 transfers data from the disk and divides by 100 (line 1350), as mentioned earlier. At the same time the data is established in an array (A) and a companion array (B), which has an ascending number that corresponds to the order in which the data appears in the original file.

Since the printer can only advance, not reverse, you must arrange the data in descending order, highest to lowest. A "bubble sort" routine is used for this. Lines 1370-1400 sort the data in descending order with the (B) array number tagging along with its original data item. More on this later.

Line 1410 is a required printer command that sets the proper paper advance. Line 1420 begins the printing of the 39 data items. Lines 1420-1450 ensures that the digits printed at the left of the chart (the share price) have all necessary trailing zeros. CHR\$(124) is the vertical line and CHR\$(160) is the small square denoting a point on the chart. Lines 1450-1470 plot all points corresponding to a particular price by preventing a line feed until necessary. Also, the numbers in the (B) array are tabs for the print head to place the point at the proper week when the price originally occurred.

After all points are printed, the amount of paper advance is reset to a new value (line 1480) and the chart is underlined (line 1490). Some useful data is then calculated and printed in lines 1500-1570. Since the Dow Jones Industrial averages and the Standard and Poor's 500 stock averages are not computed in dollars, lines 1490-1520 route program control where desired.

With the exception of certain commands peculiar to OSI machines, the programs are written in BASIC easily transportable to other microcomputers.

(Continued on next page)

The commands are:

1. DISK!"IO ,03" and DISK!"IO ,02" to activate and deactivate the serial port.
2. DISK OPEN,6,"file" and DISK CLOSE,6 to open or close a data file.
3. DISK GET,X and PRINT#6 and INPUT#6 and DISK PUT, which are used with both sequential and random file access to and from the disk.
4. The screen clear routine.

Most other computer systems supporting data files and a serial port have appropriate commands to accomplish these tasks.

As Browning and Clemmens stress in their article, the investor should spend at least an hour or more each week updating the files and perusing financial columns in daily newspapers. Especially critical are times when exchange signals might be generated. Using this program does not ensure success, but it does serve as an additional tool for making investment decisions.

You may contact the author at 2130 16th Street, Greeley, CO 80631.

### Listing 1: Mutual Fund Charting

```
10 REM Pgm called FILCHG to update Mutual Fund Data Files
20 REM By Ralph Green for OSI
30 REM Translated for Apple ][ by Phillip Daley
40 FOR I = 0 TO 9: READ B$(I): NEXT
70 DIM A(40),B(40):D$ = CHR$(4)
80 HC = 0: HOME = VTAB 5: PRINT "
This program enters:": PRINT
90 PRINT "(A) All 39 new values in a specified": PRINT "
Mutual Fund data file, or
100 PRINT "(B) Updates with the newest data": PRINT "
and discards old items in the file."
110 PRINT "(C) Print out graph of data ": PRINT "
on screen or printer."
115 PRINT "(D) Exit
120 PRINT : PRINT "Which do you prefer? ";: GET A$: PRINT A$:
IF A$ = "A" THEN GOSUB 49
0: GOTO 80
123 IF A$ = "B" THEN GOSUB 140:
GOTO 80
125 IF A$ = "C" THEN GOSUB 1000:
GOTO 80
130 HOME = END
140 C$ = "update": GOSUB 150: GOSUB
310: GOSUB 340: GOTO 80
150 HOME = VTAB 5: PRINT "You are going to "C$" your data file."
170 PRINT : PRINT "Choice for the data file is as follows:"
180 PRINT : FOR I = 0 TO 9: PRINT I:
NEXT
200 PRINT : PRINT "What is your choice? ";: GET A$: X = VAL(A$):
IF X = 0 THEN HOME = END
```

```
210 N$ = B$(X): RETURN
310 PRINT D$"OPEN"N$: HOME = VTAB
5: PRINT "You are to "C$" the "
*OSI REM DISK OPEN,6,N$: POKE 12076,3:
POKE 12042,255
311 PRINT N$" file."
320 PRINT D$"READ"N$: FOR I = 1 TO
39: INPUT A(I): NEXT
*OSI REM INPUT#6,A(I)
330 PRINT D$"CLOSE": RETURN
340 IF X > 6 THEN 390
350 PRINT : PRINT "Do you have distribution information? ";:
GET A$: PRINT A$
360 IF A$ = "N" THEN 390
370 INPUT "Distribution amount? ";A$:Z = VAL(A$): FOR I =
1 TO 39:A(I) = A(I) - Z * 100
380 NEXT : GOTO 440
390 PRINT : PRINT "Enter new data item(s), use '/' to end."
400 INPUT "Data item=" ;Y$: IF Y$ = "/" THEN GOSUB 440: RETURN
410 Y = VAL(Y$): IF X > 6 THEN 430
420 Y = 100 * Y
430 FOR I = 1 TO 38:A(I) = A(I + 1):
NEXT : A(39) = Y: GOTO 400
440 HOME = VTAB 5: PRINT "Now saving data. Please wait for 'DONE' prompt."
450 PRINT D$"OPEN"N$: PRINT D$"WRITE"N$:
FOR I = 1 TO 39: PRINT A(I): NEXT : PRINT D$"CLOSE"
*OSI REM DISKGET,J-1:PRINT#6,A(I):DISKPUT:
NEXT:DISK CLOSE,6
470 PRINT : PRINT "DONE-Press any key to continue.": GET A$:
PRINT : RETURN
*OSI REM DISK!"GO 252B"
490 HOME = VTAB 5: PRINT "This section enters all 39 new
500 PRINT "data entries in a specified file
510 C$ = "enter": GOSUB 150
690 PRINT : PRINT "Enter data for each of the 39 entries."
700 PRINT "If you have distributions to enter,
710 PRINT "when the 'Value?' prompt appears,
720 PRINT "enter 'D'."
730 PRINT :K = 0: FOR J = 1 TO 3
9: PRINT J" Value ";: INPUT Z$:
IF Z$ = "D" THEN GOSUB 840: GOTO 760
740 A(J) = VAL(Z$): IF X > 6 THEN 760
750 A(J) = A(J) * 100
760 K = K + 1: NEXT : PRINT : GOSUB 440: RETURN
840 PRINT : INPUT "Distribution amount? ";Z$:Z = VAL(Z$):
FOR J = 1 TO K
850 A(J) = A(J) - Z * 100: NEXT :
J = J - 1:K = K - 1: PRINT
860 PRINT "Continue with your entries.": PRINT : RETURN
899 DATA EXIT
900 DATA Fidelity Destiny Fund, Oppenheimer Special Fund, American Harbor Fund
901 DATA Sigma Investment Shares, Investment Company of America, Income Fund of America
902 DATA Dow Jones Industrial Average, NYSE Common Stock Index
903 DATA Standard & Poor's 500 Stock Average
1000 REM Pgm called PLOT
1010 REM Pgm to plot 39 week average of
1015 REM selected mutual funds
1020 HOME = VTAB 5: INPUT "Lates t date of entries? ";Z$
```

```
1030 PRINT : PRINT "Hardcopy? ";:
GET A$: PRINT A$: IF A$ = "Y" THEN PRINT D$"PR#1":HC = 1
*OSI REM DISK!"IO ,03"
1060 PRINT CHR$(27)"A" CHR$(133); CHR$(27)"2"
1070 PRINT "The following charts are plots of selected Mutual Funds
1080 PRINT "and selected Stock Market indices for the past 39 weeks.
1090 PRINT "All points are corrected for distributions made by the
1100 PRINT "funds during the 39 weeks. All prices are the Friday
1105 PRINT "closing price.": PRINT
1110 PRINT "No investment strategy is indicated from this data.
1180 PRINT D$"PR#0": IF HC = 0 THEN GET A$: PRINT
*OSI REM DISK!"IO ,02"
1200 C$ = "print": GOSUB 150: GOSUB 310
1350 T1 = 0: FOR J = 1 TO 39: IF X < 7 THEN A(J) = A(J) / 100
1360 T1 = T1 + A(J):B(J) = J: NEXT :A1 = A(39)
1370 R = 0: FOR J = 2 TO 39: IF A(J) < = A(J - 1) THEN 1400
1390 R = 1:S = A(J - 1):A(J - 1) = A(J):A(J) = S:S = B(J - 1):B(J - 1) = B(J):B(J) = S
1400 NEXT : IF R = 1 THEN 1370
1410 IF HC = 1 THEN PRINT D$"PR #1": PRINT : PRINT : PRINT CHR$(14);N$: PRINT CHR$(27)"A" CHR$(129); CHR$(27)"2"
1420 A2 = A(1):A3 = A(39): FOR J = 1 TO 39:A$ = STR$(A(J)): IF X > 6 THEN 1450
1430 IF INT(A(J)) = A(J) THEN A$ = A$ + ".000": GOTO 450
1440 IF INT(10 * A(J) + .05) / 10 = A(J) THEN A$ = A$ + "0"
1450 PRINT A$;: POKE 36,8: PRINT CHR$(124);
1460 POKE 36,B(J) + 9: PRINT CHR$(27)">" CHR$(160);
1465 PRINT CHR$(27)"=";
1470 IF A(J) = A(J + 1) THEN J = J + 1: GOTO 1460
1480 PRINT : NEXT : PRINT CHR$(27)"A" CHR$(133); CHR$(27)"2"
1490 FOR J = 1 TO 39: POKE 36,9 + J: PRINT "-";: NEXT : PRINT : IF X = 8 THEN 1510
1500 IF X > 6 THEN 1520
1510 POKE 36,15: PRINT "39 Week Average = $" INT(100 * (T1 / 39) + .5) / 100: GOTO 1530
1520 POKE 36,15: PRINT "39 Week Average = " INT(100 * (T1 / 39) + .5) / 100
1530 A4 = 100 * (A2 - A1) / A1:A5 = 100 * (A1 - A3) / A3
1540 POKE 36,15: PRINT "Percentage change since last high = ";
1550 PRINT INT(100 * A4 + .5) / 100%"
1560 POKE 36,15: PRINT "Percentage change since last low = ";
1565 PRINT INT(100 * A5 + .5) / 100%"
1570 POKE 36,15: PRINT "Most recent entry is "Z$: PRINT D$"PR #0"
1580 PRINT : PRINT "To continue, press any key.": GET A$: PRINT : RETURN
```




# EVERYONE NEEDS A...

← BATTERY ██████████ 8 MINUTES  
 V-AC LINE  
 BATTERY ██████████ 2 MINUTES

**GUARDIAN ANGEL™**

**RF ELECTRONICS, INC.**



**\$595**

- ▶ SOURCE
- ▶ ADVANCED DESIGN
- ▶ RELIABILITY
- ▶ PROTECTS
- ▶ ELECTRONIC SAFETY
- ▶ YOUR DATA

**SAVE YOUR DATA FROM POWER OUTAGES**

...power outages...  
 ...standby power...  
 ...any UPS power...  
 ...in its class...

**RF ELECTRONICS, INC.**

COPYRIGHT © 1981 - PATENTS PENDING  
 566 IRELAN, BUELLTON, CA 93427  
 (805) 688-2047

**SEE YOUR RF ELECTRONICS PRODUCTS DEALER**

FOR YOUR APPLE II™	
SUPER FAN II™	\$ 74.95
SUPER FAN II™/ZENER RAY™	\$109.99
SUPER RAM II™	\$125.00
BI 32 VOLT TRANSVERTER	\$148.00
FOR MICRO COMPUTERS:	
GUARDIAN ANGEL™	\$595.00

# LETTERMASK: A Check Protecting Algorithm

by Barton M. Bauers, Jr.

In the August 1980 issue of MICRO (27:65), I discussed the tendency of binary computers to introduce small rounding errors when adding decimal numbers, and proposed a solution that programmers could implement to prevent these errors. In summary, decimal numbers between 0 and 1 cannot be represented exactly in binary mathematics, due to the limitation of precision (the number of places to the right of the decimal point) available to most computers. The solution involved storing all numbers within the program as integer numbers, and 'masking' them on output so they resumed their decimal form when printed. The function that converted the decimal values to integer for internal storage was:

```
DEF FN VL(X) = INT((X + .0001) * 100)
```

where X was any real number with two decimal places, and VL(X) was its integer equivalent for internal purposes.

The intent of the article was to preclude this rounding error in handling money calculations, and I included an example of utilizing the subroutine MASK to create check-protection with leading and trailing asterisks (\*), as you see so often in computer-generated checks.

Subsequent programming requirements have led me to write a different kind of mask algorithm for check protection — one that spells out the amount when printed, much as you do when you write checks manually. This method is excellent for protecting checks from alteration because the spelled-out values are of varying lengths and are much more difficult to fraudulently change. I consider the word method of check protection preferable to the simple number mask and have created the subroutine 'LETTERMASK' for this purpose. Although

**In addition to number masking, this routine creates checks with the amounts spelled out, for additional security.**

---

**LETTERMASK**  
requires:  
**BASIC**

---

most computer-generated checks continue to use some version of the number-masking system (my own still do, in addition to the word masking), I hope the simplicity of the LETTERMASK subroutine will prompt programmers to add this extra protection to check-printing routines.

Almost all numbers can be represented with two sets of words. These are the words 'one, two, three, ..., eight, nine' and the words 'ten, twenty, thirty, ..., eighty, ninety.' I say *almost* all, because there are the numbers from 11 to 19, which, unfortunately, require a separate set of words. This oddity creates some minor programming complications, but it does not make the problem unsolvable.

For purposes of clarity, I refer to the first list (the words one through nine) as Word List A, the second list (the words ten through ninety) as Word List B, and the 'teens' list (11 through 19) as Word List C. In the program, these lists are referred to separately.

Subroutine LETTERMASK properly encodes any value from \$.00 to \$9,999.99, and returns a word string for that amount. The upper limit is arbitrary and could be changed without too much difficulty. Values below \$1.00, and the cents portion of any value, are returned as numbers. In addition, the routine replaces the standard ASCII 0 with the letter O to make the printout of the cents more readable. I

recommend that in all check-writing programs, 0's be replaced with O's to spare the bank and the recipient of the check having to decipher the value and, perhaps, from making an error. Many people confuse the number 0 with the number 8 if they are not familiar with the ASCII convention.

The format for the output of the subroutine is:

```
***[ONE..NINE THOUSAND] [ONE..  
NINE HUNDRED] [ONE..NINETY  
NINE] DOLLARS AND [00..99]  
CENTS***
```

The input to the subroutine is the variable AMT, which is created in your main program with the value you wish to have printed out as a lettermask. *This value must be an integer number* — no decimal places are to be shown. The subroutine will return with your masked number as variable T\$.

Subroutine LETTERMASK works quite simply. First it determines how many digits are in the integer number AMT that you present to the subroutine. Based on that value, one of six branches is taken (lines 20000 through 20040). The program then 'cascades' down from the most significant digit toward the cents part of the value, until the entire number has been converted. Note that REM statements have been used to separate the thousands, hundreds, tens, ones, and teens conversion routines. Using the thousands section (lines 20100 to 20130) as an example, follow the steps the program takes.

The computer evaluates the *Ath* element of the variable AMT (in this case  $A = 1$ , so it looks at the first, or leftmost, digit). The variable K is set to this value and a branch to line 20700 is taken to get the proper word list from Word List A. The string variable T\$, previously loaded with "\*\*\*", is now

(Continued on page 104)

Design & Illustration: Paul Stephenson



# ADVENTURE. THE KEY IS YOUR COMPUTER

## ADVENTURE PACK I

**(3 programs)**  
**Jack and the Beanstalk** Defeat the Giant in your quest for his Golden Hen.  
**Computer Adventure** Re-live the "excitement" of getting your computer. An adventure with a very different flavor.  
**Moon Base Alpha** You must find a way to destroy the meteor that is racing towards your base, or else all moon colonies will be demolished!  
 Available for VIC-20 and COMMODORE 64  
 PLAYED WITH KEYBOARD

\$19.95

## ADVENTURE PACK II

**(3 programs)**  
**African Escape** As the sole survivor of a plane crash, you must find your way out of the dark continent.  
**Hospital Adventure** You are a spy whose mission is to complete the bungled assassination attempt on the evil dictator, who is recuperating in the hospital under heavy guard.  
**Bomb Threat** Get back to town to warn the authorities of the bomb planted by the terrorists who left you prisoner at their hideout.  
 Available for VIC 20 and COMMODORE 64  
 PLAYED WITH KEYBOARD

\$19.95

## KONGO KONG

Climb ladders, avoid the barrels the crazy ape is rolling at you, and rescue the damsel. Fast machine code action.  
 Available for VIC-20 and COMMODORE 64  
 PLAYED WITH JOYSTICK OR KEYBOARD

\$19.95



## GRAVE ROBBERS

Introducing the first GRAPHIC ADVENTURE ever available on the VIC-20! With realistic audio-visual effects, you explore an old deserted graveyard and actually see the perils that lie beyond.  
 Available for VIC-20 and COMMODORE 64  
 PLAYED WITH KEYBOARD


\$14.95



## ANNIHILATOR

Defend your planet against the hostile aliens. All machine code makes this "Defender-like" program one of our best arcade games.  
 Available for VIC-20 and COMMODORE 64  
 PLAYED WITH JOYSTICK

\$19.95



## CHOMPER MAN

High speed machine action. Don't let the bullies catch you in a game packed full of machine code.  
 Available for COMMODORE 64  
 PLAYED WITH JOYSTICK OR KEYBOARD

\$19.95

Programs for the  
**VIC-20 and the  
 COMMODORE 64**



**VICTORY SOFTWARE INC.**  
 7 Valley Brook Road, Pott, PA 19301  
 (215) 296-3787

Check your local dealer or order directly.  
**ORDERING** We accept personal checks, money orders, VISA, and MASTER-CHARGE. Charge orders please include number and expiration date. Overseas orders please use charge or have check payable through a U.S. bank. Add \$1.50 postage and handling per order. PA residents please add 6% sales tax.



**At Last! Two new ways to expand the usefulness of your Rockwell AIM or Cubit CPU computer are available for immediate, off-the-shelf delivery.**

To discover how two new, state-of-the-art circuit cards from Design Dynamics can expand the use you get from your AIM or Cubit computer by providing bus compatible Analog to Digital Interface and Full Color Graphics, please read on.

Until now, if you needed a complete Analog to Digital Interface or Full Color Graphics display for your AIM or Cubit computer, you had to design and build it yourself.

But today, Design Dynamics fills each need on 4½" x 6½" cards. Just look at the features packed into each card:

**A total control interface**

The AIM/CPU-compatible interface has been designed to provide you with a flexible, total control interface which includes A to D functions, D to A functions, a clock with user ports section and a User Prototyping Area.

Analog to digital input is handled on 16 channels with 12 bit resolution. Maximum conversion time is 35 µsec. per channel.

Digital to analog output provides control of 0 to 10 Volts. 8 µsec. conversion is provided by double-buffered, 4 channel, 12 bit D/A converters.

A 24-hour time of day clock, with independent crystal time-base, includes an alarm mode for scheduling events. Two 16 bit timers, each with 16 bit prescaler and start/stop control can count multiple source pulses.

And, a User Prototyping Area provides power, ground bus and grid area for custom signal conditioning.

The software, written in machine language and designed to interface with BASIC, includes routines for: A to D acquisition; D to A output; initialize board chips; and Set & Read time functions. X-Y Plotter Driver and Data Logger routines are available as options.

**Full Color Graphics**

Now you can expand your system display from limited alphanumeric to a full color CRT display which includes two graphic modes, multicolor mode and text mode, viewed on your own color CRT.

Design Dynamics Full Color Graphics uses no system RAM, and includes it's own 16K dynamic RAM memory. It provides 35 planes of vertically stacked display, 32 sprites in front of graphic plane and internal anti-collision management.

Graphics I provides pattern graphics in 15 colors, 256 x 192 pixels; while Graphics II offers more complex colors and patterns. The Multicolor mode displays in positions of 64 x 48, with four colors per 8 x 8 pattern. The Text mode pattern plane is broken into 40 x 24 positions for text-only display.

Startup software included assists the user in becoming familiar with the extensive capacities of this board.

**Full documentation included**

A Data Pack which includes full documentation for each board makes it simple to put the A to D Interface and Full-Color Graphics to immediate use. Or, if you need to be sure these board will fit your applications, you may order the Data Pack separately for only \$15 per card.

**Motherboard available**

A fully buffered Motherboard for system expansion of eight cards allows convenient placement of boards for prototyping.

**Save time, money; call today**

Why spend time and money expanding your AIM or Cubit functions when these useful, flexible boards are available *right now*?

Call Jack Schnabel for complete information on these state-of-the-art products.

**DESIGN DYNAMICS**

1830 Soscol Avenue • Napa, California 94559 • (707) 257-6000

Rockwell AIM is a trademark of Rockwell, International • Cubit CPU is a trademark of Cubit, Incorporated

lengthened with the proper word and the word "THOUSAND".

Hundreds and tens are created similarly, except if the tens digit happens to be a '1'. This means that the value for the tens and ones digits together could be any number from 10 to 19 and, unless the value of the ones digit were 0, the word "TEN" is not appropriate and the 'teens' list is required. A branch is therefore taken to line 20450 to determine whether or not a special word from Word List C is needed.

In the cents section, lines 20500 to 20610, the two rightmost digits are scanned to find any ASCII 0's so they can be converted to the letter O for clarity on printout. Note that at line 20520, if the number of cents is less than 10, then the leading zero is required and the letter 0 is put into variable QQ\$. At lines 20540 to 20580, the cents digits are scanned and then added to QQ\$. Line 20600 covers the

**LETTERMASK**

```

10 REM *****
20 REM *
30 REM *   LETTERMASK
40 REM *   BARTON M. BAUERS JR.
50 REM *
60 REM *****
70 REM *
80 REM *   RESERVED VARIABLES
90 REM *
100 REM *   REAL
110 REM *   A, AMT, K, J
120 REM *
130 REM *   STRING
140 REM *   AMT$, K$, Q$, QQ$, T$
150 REM *
160 REM *****
170 REM *
180 REM *   READ IN VALUE
190 REM *
200 REM *****
500 HOME
510 INPUT "ENTER NUMBER ";AMT
520 GOSUB 20000
530 PRINT T$
540 GOTO 510
20000 A = 0:K = 0
20010 AMT$ = STR$(AMT)
20020 J = LEN(AMT$)
20030 T$ = ""
20040 ON J GOTO 20500,20500,20400,
20300,20200,20100
20050 PRINT "NUMBER TOO LARGE ":
T$ = "****VOID****": RETURN
20095 REM *****
20096 REM *
20097 REM *   THOUSANDS
20098 REM *
20099 REM *****
20100 A = A + 1
20110 K = VAL ( MID$( AMT$,A,1) )
20120 GOSUB 20700
20130 T$ = T$ + K$ + " THOUSAND"
20195 REM *****
20196 REM *
20197 REM *   HUNDREDS
20198 REM *
20199 REM *****
20200 A = A + 1
20210 K = VAL ( MID$( AMT$,A,1) )
20220 GOSUB 20700
20230 IF K$ = "" THEN 20300
20240 T$ = T$ + K$ + " HUNDRED"

```

instance when an amount being converted has cents only and no dollars. Finally, at line 20610, the entire string T\$ is completed with the addition of the proper cents mask.

To try subroutine LETTERMASK, type in the following lines of code after saving LETTERMASK to disk. (These lines are not part of the actual subroutine, so they should not be saved to disk.)

```
500 HOME
510 INPUT "ENTER NUMBER" ; AMT
520 GOSUB 20000
530 PRINT T$
540 GOTO 510
```

Type "RUN" and enter some numbers. The computer will print out a properly masked value that provides more safety than the numeric masks commonly used. Remember, all numbers read in must be integers.

When you print T\$ on a check, you have to be careful to either omit any

other information from that print line, because of the varying length of T\$, or you have to set up a method of spacing to allow for the unknown length. One method of doing the latter, if your checks will not permit the balance of the line to be blank, is to use the following convention:

```
xxx PRINT T$; SPC(yy - LEN(T$));
[Balance of line]
```

xxx refers to your line number, and yy to the distance from the leftmost character of T\$ to the leftmost character of the next item you wish to print on the same line. By my calculations LETTERMASK's longest word string is 71 characters.

A final note: Other than checking for a number that exceeds six digits, LETTERMASK does no error checking.

You may contact the author at 30 Hillock Drive, Wallingford, CT 06492.

#### LETTERMASK (continued)

```
20295 REM *****
20296 REM *
20297 REM * TENS
20298 REM *
20299 REM *****
20300 A = A + 1
20310 K = VAL ( MID$ (AMT$,A,1))
20320 GOSUB 20900
20330 IF K = 1 THEN GOTO 20400
20340 T$ = T$ + K$
20395 REM *****
20396 REM *
20397 REM * ONES
20398 REM *
20399 REM *****
20400 A = A + 1
20410 IF K = 1 THEN 20450
20420 K = VAL ( MID$ (AMT$,A,1))
20430 GOSUB 20700
20440 GOTO 20480
20445 REM *****
20446 REM *
20447 REM * TEENS
20448 REM *
20449 REM *****
20450 K = VAL ( MID$ (AMT$,A,1))
20460 IF K = 0 THEN 20480
20470 GOSUB 21100
20480 T$ = T$ + K$ + " DOLLARS AND "
20495 REM *****
20496 REM *
20497 REM * CENTS
20498 REM *
20499 REM *****
20500 K = VAL ( RIGHT$ (AMT$,2))
20510 QQ$ = ""
20520 IF K < 10 THEN QQ$ = "0"
20530 K$ = STR$ (K)
20540 FOR A = 1 TO 2
20550 Q$ = MID$ (K$,A,1)
20560 IF Q$ = "0" THEN QQ$ = "0"
20570 QQ$ = QQ$ + Q$
20580 NEXT
20590 K$ = ""
20600 IF J < 3 THEN K$ = " ZERO
DOLLARS AND "
20610 T$ = T$ + K$ + QQ$ + " CENT
S***"
20620 RETURN
20621 REM *****
20622 REM * END
```

#### LETTERMASK (continued)

```
20695 REM *****
20696 REM *
20697 REM * WORD LIST A
20698 REM *
20699 REM *****
20700 ON K GOTO 20720,20730,20740,
20750,20760,20770,20780,20790,20800
20710 K$ = "": RETURN
20720 K$ = " ONE": RETURN
20730 K$ = " TWO": RETURN
20740 K$ = " THREE": RETURN
20750 K$ = " FOUR": RETURN
20760 K$ = " FIVE": RETURN
20770 K$ = " SIX": RETURN
20780 K$ = " SEVEN": RETURN
20790 K$ = " EIGHT": RETURN
20800 K$ = " NINE": RETURN
20895 REM *****
20896 REM *
20897 REM * WORD LIST B
20898 REM *
20899 REM *****
20900 ON K GOTO 20920,20930,20940,
20950,20960,20970,20980,20990,21000
20910 K$ = "": RETURN
20920 K$ = " TEN": RETURN
20930 K$ = " TWENTY": RETURN
20940 K$ = " THIRTY": RETURN
20950 K$ = " FORTY": RETURN
20960 K$ = " FIFTY": RETURN
20970 K$ = " SIXTY": RETURN
20980 K$ = " SEVENTY": RETURN
20990 K$ = " EIGHTY": RETURN
21000 K$ = " NINETY": RETURN
21095 REM *****
21096 REM *
21097 REM * WORD LIST C
21098 REM *
21099 REM *****
21100 ON K GOTO 21110,21120,21130,
21140,21150,21160,21170,21180,21190
21110 K$ = " ELEVEN": RETURN
21120 K$ = " TWELVE": RETURN
21130 K$ = " THIRTEEN": RETURN
21140 K$ = " FOURTEEN": RETURN
21150 K$ = " FIFTEEN": RETURN
21160 K$ = " SIXTEEN": RETURN
21170 K$ = " SEVENTEEN": RETURN
21180 K$ = " EIGHTEEN": RETURN
21190 K$ = " NINETEEN": RETURN
```

MICRO

## COMPU SENSE

### CARDBOARD 3

An Economy Expansion Interface (Motherboard) For the VIC-20® Personal Computer

The "CARDBOARD/3" is an expansion interface designed to allow the user to access more than one of the plug-in-type memory or utility cartridges now available. It will accept up to 3 RAM or ROM cartridges at once. For example:

- 16k RAM + 16k RAM + 3k RAM
- 16k RAM + 8k RAM + Super Expander
- 16k RAM + 8k RAM + Vic-Mon
- 16k RAM + 3k RAM + Programmer's Aid
- High quality T.R.W. gold plated connectors
- This board is fused
- 90 day free replacement warranty covering everything except the fuse

\$39.95

### CARDBOARD 6

An Expansion Interface for VIC-20®

- Allows memory expansion up to 40K
- Accepts up to six games
- Includes a system reset button
- All slots are switch selectable
- Daisy chain several units for even more versatility

\$87.95

TO ORDER:  
P. O. BOX 18765  
WICHITA, KS 67218  
(316) 263-1095



Personal checks accepted (Allow 3 weeks) or C.O.D. (Add \$2) Handling charge \$2.00 VIC-20® is a registered trademark of Commodore

Circle No. 55

## SYSTEMS INTEGRATOR

INTRODUCING:

### ZYTREX ZT1441 CMOS BAUD RATE GENERATOR

REPLACES MOTOROLA MC14411

- PIN/FUNCTION COMPATIBLE
- IMPROVED FREQ OUTPUT DRIVE (4 LSTTL LOADS)
- FULLY STATIC OPERATION
- TTL-COMPATIBLE INPUTS
- WIDE OPERATING VOLTAGE

FREE EVALUATION SAMPLES FOR VOLUME USERS

\$6.20 EACH AT 1000 PCS.

ZYTREX CORPORATION  
224 NORTH WOLFE ROAD  
SUNNYVALE, CA 94086  
(408) 733-3973

Circle No. 11

## Interface Clinic

by Ralph Tenny

In my first article (MICRO 58:108) I presented various hardware and interfacing terms, one of which was "decoder." Functionally, a decoder can be made with a variety of techniques, but the usual approach is to use one or more ICs. The purpose of a decoder is to produce a unique signal that relates to (usually) a memory address appearing on the bus of a microcomputer.

Figure 1 shows a graphic representation of several 16-bit binary addresses like those produced by every instruction cycle of the typical 8-bit microcomputer (such as the 6502 or 6809).

	A15	A14	A13	A12	A11	A10	A9	A8	A7	A6	A5	A4	A3	A2	A1	A0
0FFF	0	0	0	0	1	1	1	1	1	1	1	1	1	1	1	1
1000	0	0	0	1	0	0	0	0	0	0	0	0	0	0	0	0
1FFF	0	0	0	1	1	1	1	1	1	1	1	1	1	1	1	1
2000	0	0	1	0	0	0	0	0	0	0	0	0	0	0	0	0
3FFF	0	0	1	1	1	1	1	1	1	1	1	1	1	1	1	1
4000	0	1	0	0	0	0	0	0	0	0	0	0	0	0	0	0
A000	1	0	1	0	0	0	0	0	0	0	0	0	0	0	0	0

Figure 1. A bit map of memory address lines showing which bits are on (logic one) when the microprocessor is running. Note that when an address field fills up (for example, address \$FFF), a higher-order address bit must be available to designate a larger address. In this case, the next address after \$FFF is \$1000, which turns on address line A12 for the first time.

The 16 address lines are arranged along the top in descending order of mathematical significance. That is, A15 represents  $2^{15}$ , A14 represents  $2^{14}$ , etc. Beneath these address lines are the binary representations of each of six hexadecimal addresses. That is, if the processor is pointing to address \$0FFF, the various address lines are at a logic 1 or logic 0 level, as shown in the figure. Similarly, the binary representations of the other addresses are shown. Note that if A11 were the highest-order address line available, the processor could reach only from \$000 to \$FFF, or a total of \$1000 (4096 decimal) unique locations. To completely address 4K-byte memory devices, such as 2732 or 2532 EPROMs, those memory devices must have 12 address lines.

If you want to read data from more than one 4K-byte EPROM, you must have additional address lines to divide the memory area into as many *different*

blocks of 4096 addresses as you have EPROMs. If you do not divide the memory this way, more than one EPROM will "answer" each time you try to read memory. Of course, if each EPROM has exactly the same contents, each one will return the same data and there is no problem. Since that is unlikely, you might find that one EPROM is trying to output 10011100 and another 00011111. The output circuit in each EPROM is fighting with the others, and the processor is trying to read digital trash! This situation is known as *bus contention*, and you can have contention at different times during the microprocessor operating cycles. A requisite of computer interfacing is to eliminate any possibility of

bus contention so you can predict what will happen at any time during computer operation.

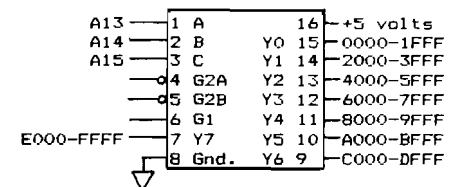
To eliminate bus contention you need to enable only one block of memory at a time, and a decoder is designed to do just that. Figure 2 shows the pinout for one popular decoder — the 74LS138. For those of you unfamiliar with part numbers, the series of IC part numbers beginning with 74 is a logic family called TTL [Transistor-Transistor Logic]. This logic is about ten times faster than most microprocessors. TTL parts with LS in the number are lower power parts and are typically used as support devices for microprocessor systems.

The 74LS138 is a moderately complex IC and its operation is defined by the *truth table* shown in figure 3. A truth table defines what outputs result from certain input conditions, and this information allows logic designers to

understand how to use the device. Refer back to figure 2, noting certain input and output pin *signatures* (names), which also appear in the chart of figure 3. G1, G2, A, B, and C are all inputs, and all "Y"-named lines are outputs. Note also that the IC has two inputs prefixed with G2 — G2A and G2B. Both these lines are active low (denoted by the circle at the input in figure 2), which means that the lines have to be low for the device to operate. So, in figure 3, if *either* G2A or G2B are high (logic one), the input is disabled. Input G1 is active high (no circle), and so the decoder is disabled when G1 is low. One other common convention is used in figure 3: an "x" means "don't care."

Now examine figure 3 and interpret how a 74LS138 decoder works. In the first line G2 is shown high (that means *either* G2 line), then the device is disabled, and so all four other inputs are "don't care" since they cannot affect a disabled device. When the decoder is disabled, all outputs are high, or inactive. Similarly, in line 2 G1 is shown low, and so all other inputs are don't care and all outputs are high. In the remaining lines, G1 is high and *both* G2 lines are low, and so the decoder is enabled. In the enabled state, each of eight possible combinations of high and low on inputs A, B, and C results in a different *single* output line being low. In other words, changing input levels on inputs A, B, and C create eight unique signals that can be used to select different memory blocks and prevent memory bus contention. You might note one other item with regard to decoders: almost universally, memory devices are selected with ac-

Figure 2. The pin-out for one popular decoder, the 74LS138. See text for explanation of how the decoder operates.



tive low signals, and so almost all decoders have active low outputs.

Since a decoder responds to memory bus signals and then controls access to memory devices, such operation can be referred to as being

Figure 3. A truth table explains how a complex logic IC works; this truth table is for the 74LS138 decoder.

G1	G2	C	B	A	Y0	Y1	Y2	Y3	Y4	Y5	Y6	Y7
x	H	x	x	x	H	H	H	H	H	H	H	H
L	x	x	x	x	H	H	H	H	H	H	H	H
H	L	L	L	L	L	H	H	H	H	H	H	H
H	L	L	L	H	H	L	H	H	H	H	H	H
H	L	L	H	L	H	H	L	H	H	H	H	H
H	L	L	H	H	H	H	L	H	H	H	H	H
H	L	H	L	L	H	H	H	L	H	H	H	H
H	L	H	L	H	H	H	H	L	L	H	H	H
H	L	H	H	L	H	H	H	H	H	L	L	H
H	L	H	H	H	H	H	H	H	H	H	L	L

“memory mapped;” i.e., part of the memory space. In my first article I referred to a class of I/O (input/output) devices known as a PIA (Programmable Interface Adapter). PIAs reside directly on the processor bus and are selected and controlled by memory bus signals: they are called “memory mapped I/O” devices. A typical PIA is the MC6821 by Motorola. The Color Computer has two PIAs; one reads the keyboard, and one handles all other CoCo hardware — joysticks, cassette recorder interface, serial port, and the D/A (digital/analog) converter that synthesizes the sound tones. Since some of the interfacing experiments will be driven by these PIAs, you should examine the PIA and learn how to program it.

Figure 4 shows the pinout of the 6821 PIA. Note that there are 16 port lines (PA0-PA7; PB0-PB7), 8 data lines (D0-D7), plus RS0, RS1, CS0, CS1,

CS2, and R/W\*. The RESET\* line initializes the PIA during system startup (other lines will be discussed later). Each of the 16 port lines can be set up under program control as either input or output lines by setting a bit in a

special register on the PIA. The three CS lines are chip select controls, which are usually driven by address decoders. The two RS (register select) lines are almost always driven by processor address lines, usually A0 and A1.

A 6821 PIA has six registers to control the entire operation of the device. Normally six registers would require three address lines so that each register could have a unique memory address. However, a simple trick allows six registers to be addressed with only two address lines (RS0 and RS1). The internal registers are allocated this way: each of the two 8-bit ports has three registers to control it. The Peripheral Register stores output data that drive the eight package pins associated with the port when the port is acting as an output port; or, if the port is an input port, the Peripheral Register stores in-

(Continued on next page)

V55	1	40	CA1
PA0	2	39	CA2
PA1	3	38	IRQA*
PA2	4	37	IRQB*
PA3	5	36	RS0
PA4	6	35	RS1
PA5	7	34	RESET*
PA6	8	33	D0
PA7	9	32	D1
PB0	10	31	D2
PB1	11	30	D3
PB2	12	29	D4
PB3	13	28	D5
PB4	14	27	D6
PB5	15	26	D7
PB6	16	25	E
PB7	17	24	CS1
CB1	18	23	CS2*
CB2	19	22	CS0
Vcc	20	21	R/W*

Figure 4. Pinout and register addressing scheme for the Motorola MC6821 Programmable Interface Adapter. Note that each output port shares an address with its Data Direction Register, and that Control Register Bit 2 controls which register is addressed. See text for further explanation.

RS1	RS0	CRA2	Location Selected
0	0	1	Output Port A
0	0	0	Data Direction Register A
0	1	x	Control Register A

RS1	RS0	CRB2	Location Selected
1	0	1	Output Port B
1	0	0	Data Direction Register B
1	1	x	Control Register B

## COMPU SENSE

“CARD/?”  
(CARD/PRINT)

UNIVERSAL CENTRONICS  
PARALLEL PRINTER  
INTERFACE FOR THE VIC-20®

Now you can use your VIC-20® with an EPSON MX-80 printer, or an OKI-DATA printer, or a TANDY printer, or just about anybody's printer. And you don't have to give up the use of your user port (MODEM), or change to special printer commands, or load any special software driver programs to do it.

- Outputs standard ASCII codes to the printer.
- Plugs in the VIC-20® printer serial i/o port.
- Understands all standard VIC-20® print commands.
- No modification to your VIC-20®.
- No special programs required.
- Includes all necessary cables to hook up a standard printer using centronics parallel input.
- MADE IN THE U.S.A.

The “CARD/?” is a product of CARDCO, Inc.

\$79.95

TO ORDER  
P. O. BOX 18765  
WICHITA, KS 67218  
(316) 263-1095



Personal checks accepted  
(Allow 3 weeks) or  
C.O.D. (Add \$2.00)  
Handling charges \$2.00  
VIC-20® is a registered trademark of Commodore

Circle No. 60

## INVESTMENT OPPORTUNITY


Exclusive franchise in America's most profitable and dynamic industry is being offered for the first time in this area. International company will place qualified individual in “Turn Key” business, train key people, provide inventory, finance your customers and pay you thousands of dollars “up front” on orders where your customers pay only on future energy savings. Existing customers of our franchises reads like “Who's Who” of Fortune 500.

If you qualify, you will be flown to Los Angeles for a tour of installations and personal interview. Minimum investment of \$29,500 cash required. Call president at 1-800-323-6556, ext. R-37.

THIS IS NOT AN OFFERING TO SELL

# AIM + POWER from COMPUTECH

All prices  
Postpaid  
(Continental  
U.S. —  
otherwise  
\$2 credit)



Check the  
outstanding  
documentation  
supplied with  
AIM65

Top quality power supply designed to Rockwell's specs for fully populated AIM 65 — includes overvoltage protection, transient suppression, metal case and power cable:

PSSBC-A (5V 2A Reg; 24V .5A Avg, 2.5A Peak, Unreg) ...\$64.95  
Same but an extra AMP at 5 volts to drive your extra boards:  
PSSBC-3 (5V 3A Reg; 24V .5A Avg, 2.5A Peak, unreg) ...\$74.95

The professional's choice in microcomputers:

AIM65/1K RAM .....\$429.95 BASIC (2 ROMS) ..... \$59.95  
AIM65/4K RAM .....\$464.95 ASSEMBLER (1 ROM) .. \$32.95  
FORTH (2 ROMS) .....\$59.95.

### SAVE EVEN MORE ON COMBINATIONS

AIM65/1K + PSSBC-A . \$479.95 AIM65/4K + PSSBC-3 . \$524.95

We gladly quote on all AIM65/40 and RM65 items as well.

ORDERS: (714) 369-1084

P.O. Box 20054 • Riverside, CA 92516  
California residents add 6% sales tax



Circle No. 65



## Interface Clinic (Continued)

put data to be read back into the processor. The Data Direction Register has one bit for each port bit. If any DDR bit contains a logic one, the corresponding port pin will be an output. Otherwise, with a logic zero in the DDR, the corresponding pin will be an input.

The addressing scheme that selects six registers with only two address bits works this way: the Control Register sets aside bit CR2 (corresponding to the processor D2 bit) as a flag. Under normal operation this flag is set to logic one, and reading or writing the other memory address transfers data to and from the I/O port. If the flag bit is a logic zero, then the other address reaches the Data Direction Register.

Under normal system startup, the RESET\* line is connected to the computer's master reset line, and a reset enters a logic zero into each of the six PIA registers. Since the DDR has all zeros, all 16 port lines automatically are set up as inputs. The eight PA lines have internal pull-up resistors, and so these lines go to a logic one. The eight PB port lines switch to a high impedance state; they can drift to any level unless they have an external pull-up or pull-down resistor on them. If no external signal is pulling on the Port A lines, a READ of Port A gives \$FF. Without external resistors, a READ of the B Port is indeterminate. If the DDR is written with all ones (\$FF), all the port lines immediately pull to logic zero, since the RESET left all zeros in the Peripheral Registers.

To make a controlled startup on the ports of a PIA, the following procedure should be followed to avoid surprises. First, \$04 (set bit 2 high) should be written to the Control Register to address the Peripheral Register, then the required initial output data should be written to the Peripheral Registers. Since the RESET left these lines set to input, nothing happens outside the device. Next, write \$00 to the Control Register to address the DDR and set logic one for each output pin required. Immediately, the output pins go to the initial values. Finally, write \$04 to the Control Register to restore normal configuration. I will deal with PIA programming in more detail later.



Leap into  
a new  
dimension  
with  
**Aztec C!**

### C COMPILERS—COMMON FEATURES:

• UNIX VER 7 compatibility • standard float, double, and long support • run time library with full I/O and source • fast compilation and execution • full language.

#### AZTEC C II CP/M (MP/M) \$199

• produces relocatable 8080 source code • assembler and linker supplied • optional M80 interface • SID/ZSID debugger interface • library utility • APPLE requires Z80 and 16K card

#### AZTEC C I[ APPLE DOS \$199

• relocating assembler supplied • APPLE SHELL • VED editor • library and other utilities • requires 16K card

#### CB6 IBM PC MSDOS CP/M-86 \$249

• directly produces 8088/8086 object code • linker supplied

Manuals—\$30 ORDER BY PHONE OR BY MAIL—Specify products and disk format

**MANX**<sup>®</sup>  
software systems

Box 55, Shrewsbury, N.J. 07701 (201) 780-4004



CP/M FORMATS: 8" STD. HEATH, APPLE, OSBORNE, NORTHSTAR, OUTSIDE USA—Add \$10 In N.J. add 5% sales tax

Circle No. 57



# WE'VE BEEN BUSY!

HAVEN'T HEARD FROM US IN A WHILE?

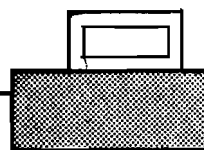
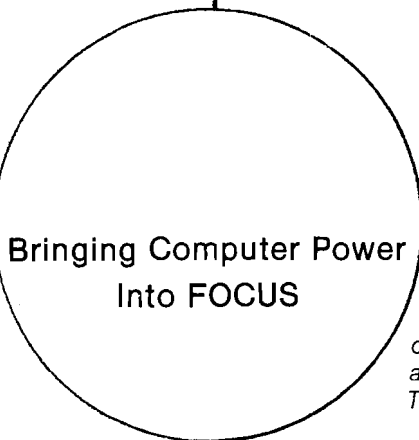
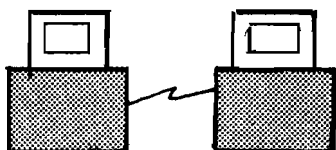
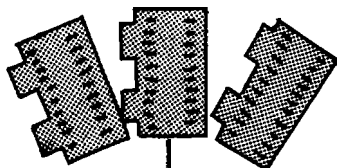
WONDER WHAT

WE'VE BEEN

DOING?

**A LOT!**

We have been upgrading our board level products—  
If you are expanding your existing AIM, SYM or KIM computer,  
or building a system from the ground up,  
check out these updated boards—  
DRAM PLUS now 16/32/64/80/128 K bytes  
plus up to 8K static RAM or  
EPROM Programmer, VIA's...  
VIDEO PLUS/MICRO Plus has been refined...  
FLEXI PLUS has gone to 64K dynamic RAM,  
DMA for the Floppy and IEEE 488, 2 MHz...



We have developed a complete Typesetting System which expands the capabilities of an EditWriter to accept data from the phone lines, produce plain paper proofing copy, use improved word processing techniques, plus run a variety of printing/publishing oriented packages.

We have given "SERVICE CALL" a new meaning. Using our Master/Slave programs, a system can be examined, tested and often fixed via the telephone!!! Blown data disks, strange malfunctions, and other 'quirks' can be cured immediately—over the telephone. Software updates can also be sent directly to your system.

We have been expanding the capabilities of the FOCUS™ System—and have added a lot of software:  
TypePlus — a complete word processing system  
SpellingPlus — interactive spelling checker  
Dynacalc™ — the latest in VisaCalc™ type Spread Sheets  
Accounts Receivable/Accounts Payable and other business packages  
Mailing List with Form Letters and more...

YES — we have been very busy. In addition to our development work in both hardware and software, we have been providing board level products to a variety of OEMs and end users.\* We don't have time right now to tell you about all of the things we can provide, but, write or give us a call and we'll make time!!!  
Call us at 617/256-3649 or call our FOCUS System at 617/250-1460 (300 BAUD)

\*Significant OEM Discounts Start At Only Five (5) Units.  
FOCUS, DRAM PLUS, VIDEO PLUS, MICRO Plus, FLEXI PLUS, and TypePlus Trademark TCI  
Dynacalc™ Computer Systems Center  
VisaCalc™ VisaCorp

## SEND ME MORE INFORMATION

Name \_\_\_\_\_

Company \_\_\_\_\_

Address \_\_\_\_\_

City \_\_\_\_\_ State \_\_\_\_\_ Zip \_\_\_\_\_

MY INTEREST IS: \_\_\_\_\_

## THE COMPUTERIST

34 Chelmsford St., Chelmsford, MA 01824  
617-256-3649

# Reviews in Brief

**Product Name:** C64-Link  
**Equip. req'd:** Commodore 64  
**Price:** \$185 (Canadian)  
**Manufacturer:** Richvale Telecommunications  
10610 Bayview Avenue #18  
Richmond Hill, Ontario L4C 3N8  
Canada

**Description:** *C64-Link* is a module containing circuitry that provides the C64 with IEEE-488 bus compatibility, BASIC 4 commands, a machine-language monitor, and communications routines. It plugs into the 64's cartridge connector, and includes an edge-card connection (like the PET) for a PET-to-IEEE cable. Two programs are included on cassette. One moves the addresss of *C64-Link's* ROM from \$9000-\$9FFF to \$C000-\$CFFF, freeing more RAM for BASIC. The other copies the C64's BASIC ROMs into RAM and replaces the standard serial I/O routines with IEEE ones. No extra RAM is used, but BASIC 4 and the monitor are not available in this configuration.

**Pluses:** One package adds several desired C64 enhancements. Unit design is sturdy and clean. Software allows great flexibility.

**Minuses:** Module hangs out from back of C64 without any support. An accident may result in damage to the C64 or *C64-Link*. A new design will include supporting rubber feet.

**Documentation:** Manual includes summary of capabilities, description of provided software, detailed hook-up instructions for different equipment combinations, and documentation of BASIC 4 and monitor commands.

**Skill level required:** Beginner

**Reviewer:** Loren Wright

---

**Product Name:** Star-DOS  
**Equip. req'd:** TRS-80C Color Computer with disk and 16K memory  
**Price:** \$49.90  
**Manufacturer:** Star-Kits  
P.O. Box 209  
Mt. Kisco, NY 10549

**Description:** *Star-DOS* is a high-quality disk operating system for the Color Computer that is compatible with Radio Shack Disk BASIC. It features six memory-resident commands and three disk-resident commands. While this is a relatively slim menu, the most commonly needed commands are available. Also, the structure of *Star-DOS* is such that special commands can be added easily by the experienced programmer. Unlike the Radio Shack DOS, *Star-DOS* has 18 user-accessible functions that do most of the I/O needed to support assembly-language programs. For example, the programmer has available routines to read

## PERRY PERIPHERALS REPAIRS KIMs!! (SYMs AND AIMs TOO)

- We will Diagnose, Repair, and Completely Test your Single Board Computer
- We Socket all replaced Integrated Circuits
- You receive a 30-day Parts and Labor Warranty
- Your repaired S.B.C. returned via U.P.S. — C.O.D., Cash

Don't delay! Send us your S.B.C. for repair today  
Ship To: (Preferably via U.P.S.)

**PERRY PERIPHERALS**  
6 Brookhaven Drive  
Rocky Point, NY 11778

### KIM-1 REPLACEMENT MODULES

- Exact replacement for MOS/Commodore KIM-1 S.B.C.
- Original KIM-1 firmware — 1K and 4K RAM versions

### REPLACEMENT KIM-1 KEYBOARDS

- Identical to those on early KIMS — SST switch in top right corner
- Easily installed in later model KIMS

*Perry Peripherals is an authorized HDE factory service center.*

*Perry Peripherals carries a full line of the acclaimed HDE expansion components for you KIM, SYM, and AIM, including RAM boards, Disk Systems, and Software like HDE Disk BASIC V1.1. Yes, we also have diskettes. For more information write to: P.O. Box 924, Miller Place, NY 11764, or Phone (516) 744-6462.*

Circle No. 22

## Reviews in Brief *(continued)*

the keyboard, send characters to the screen, print strings to the screen, etc. The programmer need only develop the central core of his program, with a probable time saving of 50% or more. Also, several routines support disk operations, making it easy to build a custom system that does exactly what the owner requires.

**Pluses:** *Star-DOS* is inexpensive for a disk program, and is comfortable to use. It is also the only DOS that will run on either the 16K or 32K Color Computer. R/S BASIC compatibility means that a user need not buy a BASIC to have a higher-level language available, and he need not give up the refinements of R/S BASIC that support the special Color Computer hardware and its graphics.

**Minuses:** *Star-DOS* is new enough that it does not have a large stable of software that will run with it, but this is being remedied. The chief lack is an assembler. An editor/text processor/ mailing list/ mailing label package is available now.

**Skill level required:** This product is ideal for the serious disk user who works mainly in assembly language (users who work only with BASIC have no need for any DOS). At the same time the diligent computer user will be able to learn disk system principles and techniques easily.

**Documentation:** An extremely well-written 55-page manual is furnished. The instructions are thorough and

understandable, and a liberal use of examples enhances the learning process. Instructions are included for modifying FLEX-based programs to run under *Star-DOS* when those programs can be made compatible with the stock Color Computer architecture.

**Reviewer:** Ralph Tenny

**Product Name:** VICMODEM - Model 1600  
**Equip. req'd:** VIC-20 (5K or more)  
**Price:** \$109.95  
**Manufacturer:** Commodore Business Machines, Inc.  
 487 Devon Park Drive  
 Wayne, PA 19087

**Description:** The VICMODEM package lets the VIC owner join the telecommunications world. A small cartridge-like unit plugs into the VIC-20's user port and enables the VIC to communicate with other computers over telephone lines. The VICMODEM connects directly to the telephone via the plug that attaches to the handset; no acoustic coupler is required. There is a carrier detect light. The modem has both answer and originate modes to communicate with another VIC or to a time-sharing service like The Source or CompuServe. The package includes a tape with VICTERM, a comprehensive machine-language communications program. Using the menu-driven options

*(Continued on next page)*

## EVER WONDER HOW YOUR APPLE II WORKS?

**QUICKTRACE will show you! And it can show you WHY when it doesn't!**

This relocatable program traces and displays the actual machine operations, while it is running and without interfering with those operations. Look at these FEATURES:

**Single-Step mode** displays the last instruction, next instruction, registers, flags, stack contents, and six user-definable memory locations.

**Trace mode** gives a running display of the Single-Step information and can be made to stop upon encountering any of nine user-definable conditions.

**Background mode** permits tracing with no display until it is desired. Debugged routines run at near normal speed until one of the stopping conditions is met, which causes the program to return to Single-Step.

**QUICKTRACE** allows changes to the stack, registers, stopping conditions, addresses to be displayed, and output destinations for all this information. All this can be done in Single-Step mode while running.

**Two optional display formats** can show a sequence of operations at once. Usually, the information is given in four lines at the bottom of the screen.

**QUICKTRACE** is completely transparent to the program being traced. It will not interfere with the stack, program, or I/O.

**QUICKTRACE** is relocatable to any free part of memory. Its output can be sent to any slot or to the screen.

**QUICKTRACE** is completely compatible with programs using Applesoft and Integer BASICs, graphics, and DOS. (Time dependent DOS operations can be bypassed.) It will display the graphics on the screen while QUICKTRACE is alive.

**QUICKTRACE** is a beautiful way to show the incredibly complex sequence of operations that a computer goes through in executing a program

**Price: \$50**

QUICKTRACE was written by John Rogers.  
 QUICKTRACE is a trademark of Anthro-Digital, Inc.

QUICKTRACE requires 3548 (\$E00) bytes (14 pages) of memory and some knowledge of machine language programming. It will run on any Apple II or Apple II Plus computer and can be loaded from disk or tape. It is supplied on disk with DOS 3.3.

## QUICKTRACE DEBUGGER

	Last address		Disassembly	
Last instruction	FF69- A9 AA		LDA	##AA
	Top seven bytes of stack		Processor codes	User defined location & Contents
Stack	ST=7C A1 32 D5 43 D4 C1		NV-BDIZC	0000=4C
	Accumulator	X reg.	Y reg.	Stack pointer
Contents	A=AA	X=98	Y=25	SP=F2 PS=10110001 []=DD
			Disassembly	Reference address
Next instruction	FF6B- 85 33		STA	##33 [##0033]

**Anthro-Digital, Inc.**  
 P.O. Box 1385  
 Pittsfield, MA 01202  
 413-448-8278

Circle No. 20

# MICROSPEC

## Quit Playing Games . . . Disk Based Software to Make Your Computer Get Down to Business

**Disk Data Manager**—Create and manage your own data base. Allows you to create, add, change, delete, search, sort, print, etc. Up to 1200 records on a single disk.

VIC 20 . . . 59.95      CBM 64 . . . 89.95

**Payroll System**—Full featured, complete payroll system. Even prints checks.

VIC 20 . . . 89.95      CBM 64 . . . 99.95

**Mailing List**—Up to 1200 records on a single disk. Presorts by Zip Code. Prints on stock up to four labels wide.

VIC 20 . . . 44.95      CBM 64 . . . 54.95

**Inventory Package**—Maintains quantity on hand, cost, sales price, reorder point, etc. Generates suggested reorder, sales report, and sales analysis.

VIC 20 . . . 89.95      CBM 64 . . . 99.95

**General Ledger**—Up to 75 accounts! Generates Balance Sheet, Income Statement, Update Report, etc.

VIC 20 . . . 89.95      CBM 64 . . . 99.95

**Checkbook Manager**—Up to 25 expense categories. Tracks all outstanding checks until they are paid.

VIC 20 . . . 49.95      CBM 64 . . . 49.95

### CONTACT US FOR ALL YOUR DISK BASED SOFTWARE NEEDS

Call for specifics on Hardware Configurations.  
Send Self-Addressed Stamped Envelope for  
Catalogue of Games and other Applications  
DEALER INQUIRIES WELCOME



P.O. Box 863085  
Plano, Texas 75086  
(214) 867-1333



VISA and MASTERCARD Accepted

## Reviews in Brief (continued)

in VICTERM, it is easy to set baud rate (up to 300 baud), duplex, word length (seven or eight bits), stop bits, parity, line feed "signals", CBM "half" ASCII or true ASCII, and screen color combinations. VICTERM can avoid having words split from one line to the next. VICTERM also redefines the VIC's function keys to the most frequently used communications codes; e.g., F1 is Control-C, etc. A free subscription to CompuServe is included, with the first hour paid by Commodore.

**Pluses:** The modem and the software are easy to use and reliable. An outstanding value.

**Minuses:** The current VICTERM software will not support a disk or a printer, nor is there any way to use the package to transmit or receive a program. The manual refers to a new terminal software package called VICTERM-40 that is being developed and should solve these shortcomings as well as provide an optional 40-character terminal display line.

**Documentation:** The 20-page booklet is well written and comprehensive.

**Skill level required:** No special skills.

**Reviewer:** David Malmberg

MICRO

# DISCOUNT COMPUTER SOFTWARE ACCESSORIES

APPLE		Retail		Discount		ATARI		Retail		Discount	
Eliminator	\$29.95	21.00	Zork I	39.95	29.00	Threshold (d)	\$39.95	29.00	T=Cassette		
War	24.95	18.00	Zork II	39.95	29.00	Snake Byte (d)	29.95	21.00	D=Disk		
Adventureland	29.95	21.00	Deadline	49.95	36.00	Space Eggs (d)	29.95	21.00	C=Cartridge		
Pirates Adventure	29.95	21.00	Mastertype	39.95	29.00	Bandits (d)	34.95	29.00			
Golden Voyage	29.95	21.00	Castle Wolfenstein	29.95	21.00	Color Print (d)	39.95	29.00	Rear Guard (d)	24.95	18.00
Magic Window	99.95	72.00	Supertext II	150.00	108.00	Canyon Climber (d)	29.95	21.00	Rear Guard (t)	19.95	15.00
Temple of Apschai	39.95	29.00	Softcard Premium System	775.00	600.00	Shooting Arcade (d) (t)	29.95	21.00	Caverns of Mars (d)	39.95	29.00
Upper Reaches of Apschai	19.95	15.00	Wizard and the Princess	32.95	24.00	Pacific Coast Highway (d) (t)	29.95	21.00	Atari Basic (c)	59.95	45.00
Curse of Ra	19.95	15.00	Time Zone	99.95	72.00	Clovn's And Balloons (d) (t)	29.95	21.00	Star Raiders (c)	44.95	33.00
Midway Campaign	16.00	12.00	Cranston Manor	34.95	25.00	Wordrace (d)	24.95	18.00	Centipede (c)	44.95	33.00
Hi-Res Computer Golf	29.95	21.00	Threshold	39.95	29.00	Andromeda (d)	34.95	25.00	Pac Man (c)	44.95	33.00
DOS Boss	24.00	18.00	Softporn Adventure	29.95	21.00	Deadline (d)	49.95	36.00	Pilot (c)	79.95	60.00
The Arcade Machine	44.95	33.00	Crossfire	29.95	21.00	Zork I (d)	39.95	29.00	Temple of Apschai (d) (t)	39.95	29.00
Star Blazer	31.95	23.00	Frogger	34.95	25.00	Zork II (d)	39.95	29.00	Upper Reaches of Apschai (t)	19.95	15.00
Choplifter	34.95	25.00	Laff Pak	34.95	25.00	Alien Swarm (d)	34.95	25.00	Curse of Ra (d)	19.95	15.00
Serpentine	34.95	25.00	Ultima II	59.95	44.00	Action Quest (d) (t)	29.95	21.00	Midway Campaign (t)	16.00	12.00
Deadly Secrets	34.95	25.00	Screenwriter II	129.95	94.00	Ghost Encounters (d) (t)	29.95	21.00	Apple Panic (d)	29.95	21.00
Raster Blaster	29.95	21.00	Graphics Magician	59.95	44.00	K-Razy Shootout (c)	49.95	36.00	Track Attack (d)	29.95	21.00
Bug Attack	29.95	21.00	Pie Man	29.95	21.00	K-Razy Kritters (c)	49.95	36.00	Choplifter (d)	34.95	25.00
The Home Accountant	74.95	54.00	Fastgammon	24.95	18.00	Ultima I (d)	39.95	29.00	Star Blazer (d)	31.95	24.00
Snack Attack	29.95	21.00	Congo	34.95	25.00	All Baba and Forty Thieves (d)	32.95	24.00	Wizard and the Princess (d)	32.95	24.00
Pig Pen	29.95	21.00	Goldrush	34.95	25.00	Deluxe Invaders (c)	39.95	29.00	Jawbreaker (d) (t)	29.95	21.00
Wordrace	24.95	18.00	Gorgon	39.95	29.00	Gorf (c)	49.95	36.00	Crossfire (d) (t)	29.95	21.00
Rendezvous	39.95	29.00	Beer Run	29.95	21.00	Wizard of Wor (c)	49.95	36.00	Frogger (d) (t)	34.95	25.00
Russki Duck	34.95	25.00	Snake Byte	29.95	21.00	Preppie (d) (t)	29.95	21.00	The Shattered Alliance (d)	39.95	29.00
Horizon V	34.95	25.00				Tigers in The Snow (d) (t)	39.95	29.00	Battle of Shiloh (d)	39.95	29.00
Sargon II	34.95	25.00				Ghostly Manor (d)	24.95	18.00	Submarine Commander (c)	49.95	39.00
						Raster Blaster (d)	29.95	21.00			

Intec 32K Board \$75.00  
APPLE Compatible Disk Drive \$265.00  
VERBATIM/DATALIFE Disks \$26.00

### SPECIAL OFFERS

MANY MORE PROGRAMS AVAILABLE

VISA AND MASTERCARD ACCEPTED

TERMS: Send check or money order for total purchase price, plus \$2.00 for shipping. MI residents add 4% tax. C.O.D. accepted.

© MFGS. TRADEMARK  
Circle No. 77

**STRÖM**   
SYSTEMS INC.  
P.O. Box 197  
Plymouth, Mi. 48170  
(313) 455-8022

WRITE OR CALL FOR FREE CATALOG  
**PHONE ORDER HOURS**  
**4 PM - 9 PM MON. - FRI.**  
INCLUDE CARD NUMBER  
AND EXPIRATION DATE WITH  
CREDIT CARD ORDERS.  
INCLUDE TYPE OF COMPUTER.

# OSI LIVES!

and gets **FULL SUPPORT** at **Community Computers**

## Keywriter - New Word Processor

Compatible with Single User, Multi-User and Network Systems!

Keywriter incorporates standard commands with powerful features like:

- Mail Merge, DMS Compatible
- Menu Driven
- Full Screen Editing • User Friendly
- On Screen Help and Prompts and Formatting
- Linked Print-out of up to Nine Files
- Compatible with latest OS-65U Version
- Requires 8" Floppy or Hard Disk System

Keywriter offers a true full screen editor, with four way cursor control at all times.

Keywriter documentation includes a 60 page Self Teaching Manual. **\$300**

## Compiler for 65U

A true native code compiler. Supports all OS-65U features, except common variables. 2-10x improvement in speed. Compatible with latest version of OS-65U. **\$395**

## Editor-ROM

Most powerful Editor-ROM available for OSI machines. Full four way cursor movement; windows; keystroke control of special features. Also has communications software for level 1 multi-station systems.

For all C1P, C2, C4, C8P Basic-in-ROM systems, except 400 and 500 Rev A, B, C, CPU's. Requires some cuts and jumpers **\$30**

- Full Support for OSI
- Custom Hardware & Software
- Service Contracts Available

## Cluster System Software

Connect up to 16, or more, C1, C2, C4, or C8 systems to any OSI 8" floppy system. Fast, simple disk/printer share system.

Ideal for schools.

**\$500**

## DMS-X

DMS compatible database management system with full screen file editor; definable reports with specifications editing; powerful report formatter; fast machine code keyfile sort; flexible create and recreate utilities; more.

System is fully driven menu.

**\$300 + DMS license**

## OSI / IBM Double Density Floppy Controller

- Replaces 470 board
- Fully compatible with OSI format and IBM single density format.
- Double density, too. Up to 2.4 meg storage on standard floppy drives.
- 5¼" Drive capability, software selectable.
- Phase-locked loop insures data integrity.
- Special introductory price. **\$500**



# Community Computers

**(703) 527-4600**  
2704 N. Pershing Dr.  
Arlington, Va 22201  
Dealer Inquiries Invited


Circle No. 62

Since 1977

### SPECIALS OF THE MONTH


**OKIDATA 82A**

**\$419.**



**COMMODORE**

**64**  
**\$ CALL**



**ATARI 800**

**\$ NEW LOWER PRICE!**



**WE TOOK A BIG BYTE OUT OF COMPUTER PRICING!**

#### ORDERING INFO

We accept Visa, Mastercard, Money Orders or Certified Check. Personal checks require 2 weeks for bank clearance. All items factory fresh & carry manufacturer's warranty. Prices subject to change without notice.

#### COMPUTERS

ATARI 400	\$197.
ATARI 800	\$598.
ATARI 410	\$74.
ATARI 810	\$439.
COMMODORE 64	CALL
COMMODORE VIC 20	\$149.
COMMODORE VIC 1530	\$69.
NEC PC 8001A	\$739.
NEC PC 8012A	\$499.
NEC PC 8031A	\$739.
SANYO MCB 1000	\$1599.
TIMEX 1000	\$84.
XEROX 5¼"	CALL
XEROX 8"	CALL
XEROX 630	CALL

#### DISKETTES

BASF	CALL
MAXELL	CALL

#### TERMINALS

TELEVIDEO 910	\$589.
TELEVIDEO 950	\$945.

#### PRINTERS

DIABLO 620	\$1199.
DIABLO 630	\$1675.
OKIDATA 82A	\$419.
OKIDATA 83A	\$699.
OKIDATA 84P	\$1029.
EPSON	CALL
NEC 8023	\$479.

#### SOFTWARE

MICROSOFT	CALL
MICROPRO	CALL
ALL MAJOR BRANDS	CALL

## COMPUWAY, INC.

24 LUMBER ROAD  
ROSLYN, N.Y. 11576

toll free **800 6451362**  
**516 6211362**

Circle No. 63

## ADVANCED

# GRAF-PAK

Zoom HiRes Graphic Printing  
for Apple Computers

- Print front or back view of either or both screens
- Print upright, upside down, rotated left or right
- Selectable printing densities for many printers
- Easily place zoom viewport using on-screen crosshairs
- Large range of scale factors, independently selected
- Load files to either screen in just 5 keystrokes
- Type upper/lower case English or Greek text on screen
- Attach screen dump to your own programs, complete details
- Real Apple II DOS 3.3 format — Unprotected backup with COPYA
- Supports over 70 dot matrix and letter quality printers
- Supports serial, parallel, graphic, and buffer I/O cards
- Also works with the Basis and Franklin Computers
- Only \$34.95 postpaid or see your dealer
- Versions without text annotation available for
  - Apple II Pascal \$34.95
  - Apple III SOS 1.1 \$44.95

2281 Cobble Stone Court  
Dayton, Ohio 45431  
513/426-3579

# Smartware

Dealer Inquiries  
Invited!

Circle No. 37

# SPECTRUM PROJECTS

## Basic Aid

"An excellent program  
and fine utility."

Rainbow Review—Aug. 82

Single control key input of  
BASIC commands. \$34.95

## Colorcom/E

"Out of thousands of programs,  
this program... SUPER!"

80-US Review—Nov. 82

A smart communications package.  
Disk or Rompack \$49.95

## Spectrum Stick

"More like arcade joysticks  
than anything we've yet  
encountered."

Rainbow Review—Oct. 82

Response and control put the joy  
back in color computing. \$39.95

## CoCo/EAD

Color Computer Editor,  
Assembler and Debugger \$6.95

## Spectrum Paddle

For quicker side-to-side action  
and higher scores. \$19.95

CALL NOW  
212-441-2807  
FOR FAST DELIVERY  
All orders plus \$2 shipping

SEND TO  
DEPT. C2 93-15 86TH DRIVE  
WOODHAVEN, N.Y. 11421  
NY residents add sales tax

Circle No. 64

# MICRObits

Deadline for MICRObits: 20th of second month before publication; i.e., April 20th for June issue. Send typewritten copy (40-word limit) with \$25.00 per insertion. (Subscribers: first ad at \$10.00.)

## Enhanced OS85D 3.3 C1P-MF

Many new functions such as system commands for catalog control, 10 active files, end of file/end of volume processing, background printing, file append, dynamic file buffers/sectors command file processing, long string read command. Many more! \$30. Write for details.

Ray Lydon  
20 Eastwood Dr.  
Grafton, OH 44044

## Lessons in Algebra

An easy and fun way to learn the basic elements of high school algebra. Apple computer diskette \$29.95. 30-day money-back guarantee if not satisfied.

George Earl  
1302 So. General McMullen Dr.  
San Antonio, TX 78237

## The State of the Art in Astro-Software

Wide range of astrological and astronomical software of the highest quality. From powerful (and income-producing) astrological charting service packages and printing interpretation packages, to super-accurate computer ephemerides. For all Commodore computers, Apple II Plus, and TRS-80.

Matrix Software  
315 Marion Avenue  
Big Rapids, MI 49307

## Apple II Interfacing

FLY BOARD is a programmable interface that includes a 6522 VIA, 2K bytes of RAM, two 36-inch DIP jumpers, and documentation that makes interfacing easy and fun. Only \$129.95 from:

SNAVE SYSTEMS  
P.O. Box 957  
Niles, IL 60648  
(312) 966-4505

## Go

Plays at 9 kyu level, scores automatically, can vary board size, etc. \$29.00.

John F. Moore  
1145 Alameda #1  
Belmont CA 94002


MICRO™

## VIC-20 USERS: Get Serious With A PROMQUEEN

- A cartridge development system
- Comprehensive manuals
- Program from Commodore VIC-20 keyboard into built-in 4K ROM emulator
- Jumper to target ROM socket
- Test programs in circuit
- Fits EXPANSION PORT
- Includes Hexkit 1.0, a powerful 100% machine code editor/debugger utility program that makes coding for 8-bit Micros a snap.
- Built-in EPROM programmer and power supply
- Burns & runs EPROMS for the Commodore VIC-20, too

Programs 2716, 2732, 2732A, 27C16, 27C32, adaptable to 2532 & 2764

**PROMQUEEN CARTRIDGE COMPLETE ONLY \$199**



**GLOUCESTER  
COMPUTER, INC.**

	US	Canada
Promqueen 64	\$299.00	\$399.00
8K board with 1 EPROM	\$29.95	\$39.95
16 board with 1 EPROM	\$39.95	\$49.95
8K board with 1 EPROM, C64	\$39.95	\$49.95

Distributed in U.S. by **Arbutus Total Soft, Inc.**, 4202 Meridian, Suite 214, Bellingham, WA 98226. Phone 800-426-1253, in Washington 206-733-0404  
Distributed in Canada by **IBC/Distribution Canada**, 4047 Cambie St., Vancouver, BC V5Z 2x9. Phone 604-879-7812

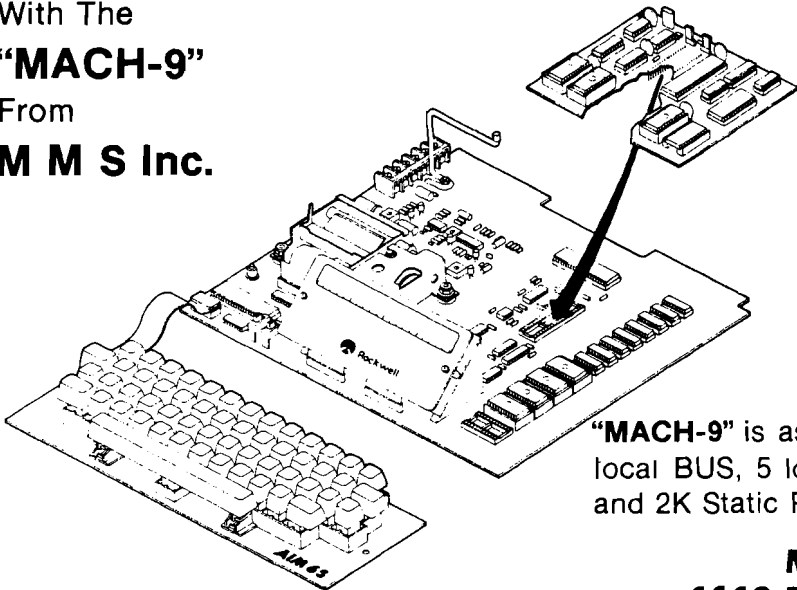
Send for Free Brochure

Circle No. 55

## UPGRADE YOUR AIM-65\* INSTANTLY

\*A trademark of Rockwell Inc.

**To A 6809 Development System**  
With The  
**"MACH-9"**  
From  
**M M S Inc.**



INTRODUCTORY PRICE

**\$239.**

Plus \$6 U.P.S.  
And Handling

Includes:

- \*6809 CPU Plug-in Assembly
- \*Super-set of AIM Monitor
- \*Two-Pass Symbolic Assembler
- \*Complete Monitor Source Listings
- \*Enhanced Cut & Paste Editor
- \*200 Page Manual
- \*Full I/O Control

"MACH-9" is assembled and tested with local BUS, 5 locking low force ROM sockets and 2K Static RAM

**M M S Inc.**  
**1110 E. PENNSYLVANIA ST.**  
**TUCSON, AZ 85714**  
**(602) 746-0418**



Circle No. 27


# MICRO™

## Hardware Catalog



### Apple Drive Signal Monitor

A unique programming aid for Apple computers monitors drive line status and computer power. The



*Drive Signal monitor from Teaco, Inc.*

ADASI units provide LED status indication of all lines

connecting the floppy drive to the computer. On system bootup, the display shows the activity with a display of flashing lights. First, it indicates the power supply voltages to assure safe operation. Then the multi-colored display shows the status of all lines, for system analysis. ADASI daisy chains between the computer and drive or can be used with the computer alone.

Three are available: The ADASI I (\$59.50), designed for internal drive connection, and the ADASI II (\$139.50) and ADASI III (149.50), for their respective drives with external connection.

Contact computer stores or Teaco, Inc., P.O. Box E, 2117 Ohio Street, Michigan City, IN 46360; (219)874-6234

### Apple Software Protected


A programmable **Data Lok** for protection of Apple-compatible software allows software to be copied for normal backup. However, the software will run only on machines with Data Lok plugged into the game port socket.

Each series of keys supplied to various software companies is unique to that company. They in turn insert unique code into their software. Quantity pricing is as low as \$12. The device is available only to



authorized software companies on a controlled basis.

Available from Teaco, Inc., P.O. Box E, Michigan City, IN 46360; (219)874-6234



### 2200 Series Numonics Pad

A new **electromagnetic digitizing tablet** features user specification of output data in absolute measurement or the number of user-defined minimum increments down to 0.001" (0.025 mm). Metric or English measurements are also switch-selectable. Multiple interfaces add to its flexibility — dual RS232C, bit parallel or IEEE-488 — and can be output in either the standard serial or packed binary format. It operates in point, stream, incremental or switch stream modes and measures up to 200 points per second. Other standard features include firmware for self-diagnostics, metric menuing, host override of switch-settable functions, and an inboard audible tone. Optional features include 1, 4, or 16 button

cursors, axis rotation and scaling.

An 12"x12" (\$675.00) and a 20"x20" (\$1275.00) version are available. Quantity prices on request.

For more information write Numonics, 418 Pierce Street, Lansdale, PA 19446 (215)923-0183

### Silence Noisy Printers


**Soundtrap** quiets printing noise to a level where a business or phone conversation can be conducted standing next to a functioning printer, according to Trace Systems, Inc. with the unit in the upright position, held by the optional stand, the accessory becomes a data holder or copy stand. Soundtrap also



provides storage for paper and simplifies paper feeding and fan folding.

This accessory accommodates most popular printers, including Epson, NEC, Okidata, IBM, and Apple.

For pricing and other information, contact Trace Systems, Inc., 1928 Old Middlefield Way, Mountain View, CA 04043; toll free (800) 24-TRACE, or in CA, call Jim Paige collect at (415) 964-3115



*Soundtrap from Trace Systems, Inc.*

### Commodore Communications


**Compack** for the Commodore 4032, 8032, 64 is an intelligent terminal communications package that turns the Commodore into a communications control center. It records data to disk, reads data from disk, and sends data to the printer. User programs control the unit to provide remote telemetry, bulletin boards, etc. Price is **\$129.95**.

For more information contact CGRS Microtech, P.O. Box 102, Langhorne, PA 19047.

### Portable 68000 Trainer

**Micro 68000** is a portable 68000 Training/Prototyping System designed for engineers and technicians. It comes with six amp switching power supply, Versabus 68000 computer board, hexadecimal keyboard, and LED display packaged in a hardwood and dark, plastic case. An optional, padded carrying case is also available.

The 16K byte memory can be any combination of RAM or ROM and includes both Pete-bug keyboard monitor and Tutor-bug providing the user with debug, assembly, disassembly, program entry, and I/O control functions. The expanded display board shows entries in both hexadecimal and binary. The computer board contains two RS-232 ports and 32 bits of parallel I/O. Micro 68000 comes with Lance Leventhal's "68000 Assembly Language Programming," Motorola's "68000 Users Manual," and CSA's "Micro 68000



*Micro 68000 from Computer Systems Associates*

User's Manual." Price is **\$1498.00**

For more information contact Computer Systems Associates, 7562 Trade St., San Diego, CA 92121; (619)566-3911

### 64K Buffer for Epson Printers


A new printer buffer card, **Wizard-EBI Epson Buffered Interface** mounts

inside all Epson MX Series Printers. It allows the computer to dump its print data into the buffer quickly freeing up the computer. The printer continues to print at its own rate of speed while the computer goes on to the next task.

The Wizard-EBI does not change the printer characteristics, so no special software or cabling is required. Delivered ready to install by a simple procedure, the buffer is available with 8K (**\$139.00**), 16K (**\$158.00**), 32K (**\$200.00**), or 64K (**\$280.00**) characters, depending on the number of RAM chips plugged into sockets provided on the card. The Wizard-EBI has a Centronics-compatible parallel interface identical to that of the Epson printer.

For more information contact Wesper Microsystems, 3188 Pullman Street, Costa Mesa, CA 92626; (800) 850-8737, or in CA [714] 850-1666.

*Wizard-EBI Epson Buffered Interface from Wesper Microsystems*



**MICRO™**

# MICRO™

## Software Catalog

### Dark Crystal for the Apple

The **Dark Crystal Adventure Game** offers significant advancements in graphics, language, and programming, according to its producers. The player becomes Jen, the hero of the movie "The Dark Crystal," and controls actions by typing commands on the computer keyboard.

The plot of the game concerns a quest for a missing shard (as it did in the motion picture), which must be replaced by Jen in the broken crystal in order to save the world.

Price is **\$39.95**. Available from Sierra On-Line Inc., Sierra On-Line Building, Coarsegold, CA 93614; (209) 683-6858.

### Elementary Fun

**Rhymes and Riddles** for the Atari, IBM/PC, and Apple II Plus, contains three-letter guessing games, nursery rhymes, riddles, and famous sayings. In each game you press letters to fill in the blanks and complete the lines. Once you have correctly completed the lines you are rewarded with colorful graphics and sound.

Price is **\$29.95**. Available from Spinnaker Software Inc., 215 First St., Cambridge, MA 02142

### Help With Math

**Elements of Mathematics** for the Apple II Plus assists in the instruction of the elements of mathematical functions. Content

includes: adding fractions (common denominators); reducing fractions; adding fractions (unlike denominators). Student record-keeping is provided.

Price is **\$90.00**. Available from Electronic Courseware Systems, Inc., P.O. Box 3274, Station A, Champaign, IL 61820; (217) 359-7099.

### Stock Market on the Apple

This **Stock Market Utility Package, DOW 2000/OPTION43/BE. POINT7**, will determine price projections based on a stock's BETA coefficient or Relative Strength # and the Dow Jones Average. Projections are made as you vary

the DOW, on one stock or entire portfolio with single scan, quick scan, or variable scan of values. The option program will give you the percent of cost increase over the option months to determine which month and strike price option to buy for a given stock. BE.POINT7 will determine your break-even point for options or securities.

Price is **\$23.95** (booklet \$4.95 extra). Available from Bit'n Pieces Series, P.O. Box 7035, Erie, PA 16510-0035.

### Improve Your Typing

**Typing Package** for the VIC-20 consists of three different programs on a single tape and assists typing students. One program, WARMUP, takes the student through a series of finger exercises of increasing difficulty. The other programs give the student drill on longer blocks of text. A score is indicated for all programs. The package is a supplement to a school course or self-teaching text.

Price is **\$12.75**. Available from MFJ Electro-Enterprises, P.O. Box 13076, Kanata, Ont. K2K 1X3 Canada; (613) 592-2962.

### VIC Adventure

In **Zorlok** an adventure game for the VIC-20, you are the great, great grandson of Zorlok the wizard, and you have inherited a quest! You must enter his castle, wipe out a plague of monsters, and regain his



"The Dark Crystal" adventure game recreates scenes from the motion picture.

# Q-card

Questionnaire Analysis Software

- Microcomputer based  
Avoid the expense of contract services -- do everything in-house on your own Apple II+ microcomputer.
- Easy data entry  
Avoid time consuming keypunching. Uses respondent-marked cards entered with an Optical Mark Reader (keyboard entry also possible).
- Comprehensive data analysis  
Start on any variable(s), tally all responses, conduct cross tabs, correlations, linear regression, frequency distributions, and more.
- Complete editing capabilities  
Weight items, derive composites, add or delete items, and more.
- Easy-to-use  
Programs are user friendly, menu driven, and interactive. No special computer expertise is required.

Call or send for more information today.


SCIENTIFIC SOFTWARE ASSOCIATES, LTD.

BOX 208 • WAUSAU, WI. 54401  
TELEPHONE: (715) 845-2086

Apple II+ is a registered trademark of Apple Computer, Inc.

Circle No. 49

Boxey Says: 'The place to find the Cable you need is in my Catalog!'



No matter what type of data cable you need, you can find it in the **BLACK BOX® Catalog**. We carry 23 types of cables to fit every popular interface (17 in all). Data Cables are available cut to length and terminated to your specs or in bulk with separate connectors for on-site installation.

The 1983 Edition of the **BLACK BOX® Catalog** contains 282\* different data communications products, including cables.

Send for your copy today. It's Free!

\*56 models of Data Switches, 14 Test Sets, 7 Modem Eliminators, 6 Line Drivers, 5 Protocol Converters, 9 Communication Adapters, 8 Printer Interfaces, 8 Terminal/Line/Modem sharing devices, Tools, etc., etc.

Phone or write:



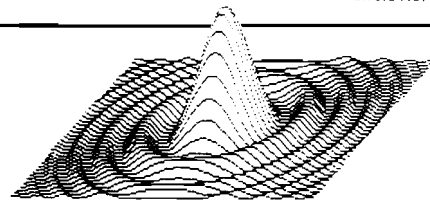
**BLACK BOX® CATALOG**  
A MICOM COMPANY

Dept. SQ • P.O. Box 12800 • Pittsburgh, PA 15241  
(412) 746-2910 • TWX 510-697-3125

Circle No. 69

# IMAGE PRINTER II

## THE FULL SERVICE PICTURE PRINTER



### BEYOND CONVENTIONAL PROGRAMS.

The new, improved IMAGE PRINTER goes beyond the capabilities of conventional picture printing programs for the Apple II. Even owners of graphic printer interface cards will find that IMAGE PRINTER greatly expands their picture printing abilities!

### FULL SERVICE MEANS MORE FEATURES.

IMAGE PRINTER starts you out on the fast track by helping you "capture" the HI-RES pictures from your favorite programs—even the copy-protected ones!

IMAGE PRINTER then lets you customize the picture the way you want by adding titles, lines, boxes, color filling portions of the screen, or even scrolling the entire picture in any of four directions.

After you polish your picture, IMAGE PRINTER lets you easily select any portion of it to be printed. The resulting image can be shrunk or expanded and then printed either vertically or horizontally, anywhere on the printed page.

FEATURES	IMAGE PRINTER	GRAPHIC PRINTER CARDS	OTHER PICTURE PROGRAMS
Capture pictures from programs	X	—	—
Save pictures on diskette	X	—	X
Menu driven for ease of use	X	—	X
Unprotected, modifiable	X	—	—
Add titles, borders, lines & boxes	X	—	—
Color fill portions of picture	X	—	—
Scroll pictures 4 ways	X	—	—
View picture before printing	X	—	X
Print any portion of picture	X	—	X
Select a portion of a picture using a graphic "window"	X	—	—
Print 1/2 to 6x normal size	X	—	—
Print horizontally or vertically	X	X	X
Print anywhere on page	X	—	X

Image Printer works with over 30 different printers and 20 different interface cards.

**DON'T SETTLE FOR LESS!**

**GET THE FULL SERVICE PICTURE PRINTER! \$49.95**

**Sensible Software, Inc.**

6619 Perham Drive  
West Bloomfield, Michigan  
48033 (313) 399-8877

Visa and Mastercard Welcome Add 1.25 postage and handling per program

Circle No. 71

## Software Catalog *(continued)*

treasures. Multiple skill levels are provided.

Price is **\$39.95**. Available from MicRo Information Systems, P.O. Box 73, Wayne, NJ 07470; (201) 696-3296.

### FILEX for PET/CBM

FILEX for PET/CBM allows you to read and write IBM "BASIC Data Exchange" diskettes. The system allows information exchange between main-frame/mini computers, and remote CBM machines. Requires 32K, PEDisk 8" floppy.

Price is **\$245.00**, which includes ROM and manual. Available from CGRS Microtech, P.O. Box 102, Langhorne, PA 19047; (215) 757-0284.

### Light Typing

MasterType™, for the Atari 400 or 800 and Apple II provides typing instruction in game format. You

must zap the enemy word by typing it correctly or the word will zap you. Eighteen lessons graduate from home letter recognition to eight-letter words, numbers, and BASIC programming words. You can create your own lesson to meet individual needs.

Price is **\$39.95**. Available from Lightning Software, Inc., P.O. Box 11725, Palo Alto, CA 94306.

### SXR Plus for the Apple II

SXR Plus produces a sorted cross reference of an Applesoft source program. Variables are always included and the user has the option to include/exclude referenced line numbers, numeric constants and or strings. All information is presented in a single alphabetized list; the user can select either a 40- or an 80-column format. A search feature is also included.

Price is **\$39.95**. Available from Prasek Computer Systems, Inc., P.O. Box 2427, Santa Clara, CA 95055; (408) 554-0420, or computer stores.

### Geography on the Color Computer

Geography Pac for the TRS-80 Color Computer, an educational program, helps you learn world or U.S. geography in an enjoyable way. You need 16K Extended BASIC machine language and a cassette tape recorder.

The **\$29.95** price includes cassette tape of U.S., Europe, Asia, Africa, and South Central America.

Available from Spectral Associates, 141 Harvard Avenue, Tacoma, WA 98466.

### Apple II Game

Monster Mash is an arcade-style game for the Apple II and Apple III (in emulation mode) computers. It's your job to keep the

rowdy monsters in the graveyard, and all you have to do it with is your new Monster Masher system and quick reflexes. The game offers many different skill levels and control configurations. 48K required.

Price is **\$29.95**. Available from The Software Farm, 3901 So. Elkhart St., Aurora, CO, 80014; (303) 690-7559.

### Commodore Word Processor

Copy-Writer for the Commodore PET/CBM and Commodore 64 is a second-generation word processor containing features of the best word processing systems; pagination, numbering, justification, spacing, searching, block moves, etc. It also contains capabilities for double column, shorthand, and graphics. Periodic updates are included.

Price is **\$185.00**. Available from CGRS Microtech, P.O. Box 102, Langhorne, PA 19047; (215) 757-0248

**MICRO™**

## IS THERE LIFE AFTER BASIC ? YES ! WITH... COLORFORTH™

**MOVE UP FROM BASIC!** Forth is a new, high level language available now for the TRS-80® Color Computer. COLORFORTH, a version of fig FORTH, has an execution time as much as 10 to 20 times faster than Basic, and can be programmed faster than Basic. COLORFORTH is highly modular which make testing and debugging much simpler. COLORFORTH has been specially customized for the color computer and requires only 16K. It does not require Extended Basic. When you purchase COLORFORTH, you receive both cassette and RS/DISK versions, the standard fig EDITOR and an extensive instruction manual. Both versions and 75 page manual . . . . . \$49.95

Add \$2.00 shipping

Texas residents add 5 percent

DEALER AND AUTHOR INQUIRIES INVITED

**ARMADILLO INT'L SOFTWARE**

P. O. Box 7661  
Austin, Texas 78712



Phone (512) 459-7325

Circle No. 12

# SOFTWARE FOR THE HARDWARE

## THE PROFESSIONAL'S CHOICE FORTH — A Tool for Craftsmen!

It has been said that if Chippendale had made programs he would have used FORTH as his tool. If you want to learn how to program, use a teaching language—PASCAL or BASIC. If you know how to program, use a language designed for craftsmen—FORTH.

### FORTH Systems

For all FLEX systems: 6800 & 6809. Specify 5" or 8" diskette and hardware configuration. For standalone versions, write or call.

- \*\* tFORTH—extended fig-FORTH (1 disk) \$100 (\$15)
  - \*\* tFORTH + —extended more! (3 5" or 2 8" disks) \$250 (\$25)
- tFORTH + includes 2nd screen editor, assembler, extended data types and utility vocabularies, GOING FORTH CAI course on FORTH, games, and debugging aids.

### TRS-80 COLORFORTH — 10K ROM Pack

Full screen editor. Will work on 4K, 16K, or 32K systems \$110 (\$20). Disk versions available.

### Applications Programs

- \*\* firmFORTH 6809 tFORTH + only \$350 (\$10)  
For target compilations to rommable code. Deletes unused code and unneeded dictionary heads. Requires tFORTH +.
- \*\* TINY PASCAL compiler in FORTH. 6800/09 \$75 (\$20)
- \*\* FORTH PROGRAMMING AIDS: Extensive debugging, decompiling, and program analysis tools. \$150 (\$10)

Manuals alone, price in (.). Add \$5/system for shipping. \$12 for foreign air.

### Talbot Microsystems

1927 Curtis Ave., Redondo Beach, CA 90278  
(213) 376-9941

(TM) tFORTH, COLORFORTH and firmFORTH are trademarks of Talbot Microsystems.  
(TM) FLEX is a trademark of Technical Systems Consultants.

## ATTENTION PROGRAMMERS!!

DATASOFT is currently seeking programs and programmers to add to their rapidly growing and expanding operation. A leading marketer and developer of personal computer software, DATASOFT offers experienced assembly-language programmers the opportunity to join their staff to develop and translate arcade games such as ZAXXON™, as well as to author original material for their games, education and home management product lines. DATASOFT pays competitive salaries, plus bonuses based on product performance. Relocation assistance is available, if needed.

If you have working knowledge of Atari, Apple, TI, or Commodore operating systems, graphics, animation and sound, call or write Melinda Storch at:



9421 Winnetka Ave.  
Chatsworth, CA 91311  
(213) 701-5161 / (800) 423-5916

ZAXXON and SEGA are registered trademarks of Sega Enterprises.  
DATASOFT is a registered trademark of Datasoft, Inc.

Circle No. 72

## ROCKWELL Microcomputers from Excert, Inc.

### • • SPECIALS • •

- A65-1 (1K RAM) ..... \$435
- A65-4 (4K RAM) ..... \$455
- A65-4B,4F (4K, BASIC or FORTH) . \$495
- A65-4AB (4K, BASIC & Assembler) . \$525
- A65/40-5000 (32K RAM) ..... \$1250

### LANGUAGES for AIM 65® & AIM 65/40®

- Assembler ..... \$35
- BASIC ROMs ..... \$65
- FORTH ROMs ..... \$65

### ENCLOSURES & POWER SUPPLIES

- A65-006 ..... \$175
- ENC4A ..... \$115
- ENC5A ..... \$130
- ENC6A ..... \$140

### Educational Computer Division EXCERT INCORPORATED

- SALES
- SERVICE
- INSTALLATION
- CONSULTING

P.O. Box 8600  
White Bear Lake  
Minnesota 55110  
(612) 426-4114

### RM 65® SERIES

Deduct 5% from list if ordered with AIM 65® or AIM 65/40®.

### REPAIR SERVICE

(out of warranty only)  
\$25/hr. plus parts - \$25 min.

### SPARE PARTS

are available



### Authorized Dealers for:

CUBIT, MTU, FORTHOUGHT PRODUCTS,  
GORDOS, SEAWELL, DYNATEM,  
APPLIED BUSINESS COMPUTER

**CASH DISCOUNT** - Deduct 5% for Prepaid Orders  
(we pay shipping)

### TERMS:


Net 30 from approved Companies & Institutions — otherwise COD.  
Shipping will be added to order. Minnesota residents add 6% sales tax.  
Prices subject to change without notice.

AIM 65, AIM 65/40 and RM 65 are registered trademarks of  
Rockwell International Corp.

Circle No. 73

# VIDEO TERMINAL BOARD 82-018

This is a complete stand alone Video Terminal board. All that is needed besides this board is a parallel ASCII keyboard, standard NTSC monitor, and a power supply. It displays 80 columns by 25 lines of UPPER and lower case characters. Data is transferred by RS232 at rates of 110 baud to 9600 baud — switch selectable. The UART is controlled (parity etc.) by a 5 pos. dip switch.

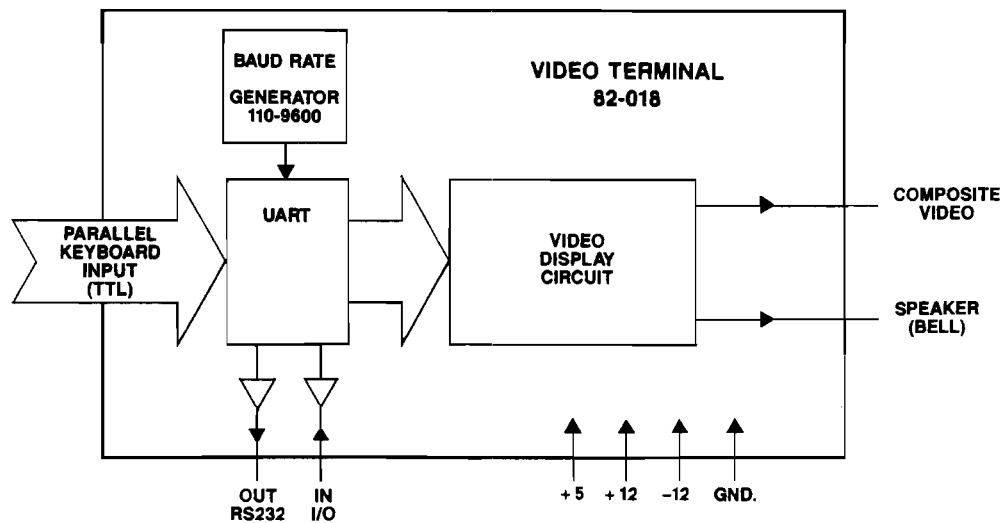


Complete source listing is included in the documentation. Both the character generator and the CRT program are in 2716 EPROMS to allow easy modification to your needs.

This board uses a 6502 Microprocessor and a 6545-1 CRT controller. The 6502 runs during the horz. and vert. blanking (45% of the time). The serial input port is interrupt driven. A 1500 character silo is used to store data until the 6502 can display it.

## Features

- 6502 Microprocessor
- 6545-1 CRT controller
- 2716 EPROM char. gen.
- 2716 EPROM program
- 4K RAM (6116)
- 2K EPROM 2716
- RS232 I/O for direct connection to computer or modem.
- 80 columns x 25 line display
- Size 6.2" x 7.2"
- Output for speaker (bell)
- Power + 5 700Ma.  
+ 12 50Ma.  
-12 50Ma.



This board is available assembled and tested, or bare board with the two EPROMS and crystal.

Assembled and tested	#82-018A	\$199.95
Bare board with EPROMS and crystal	#82-018B	\$ 89.95

Both versions come with complete documentation.



## JOHN BELL ENGINEERING, INC.

ALL PRODUCTS ARE AVAILABLE FROM JOHN BELL ENGINEERING, INC. • 1014 CENTER ST., SAN CARLOS, CA 94070  
ADD SALES TAX IN CALIFORNIA • ADD 5% SHIPPING & HANDLING 3% FOR ORDERS OVER \$100



SEND \$1.00 FOR CATALOG

(415) 592-8411  
WILL CALL HOURS: 9am - 4pm

10% OUTSIDE U.S.A.  
ADD \$1.50 FOR C.O.D.



#249

# BULLETIN BOARD

FORUM-80 Augusta, GA	[803] 279 5392	
FORUM-80 Charleston, SC	[803] 552 1612	*24
FORUM-80 Cleveland, OH	[216] 486 4176	
FORUM-80 #2, Denver, CO	[303] 399 8858	*24
FORUM-80 El Paso, TX	[915] 755 1000	*24
FORUM-80 Family Historian Fairfax, VA	[703] 978 7561	
FORUM-80 Ft. Lauderdale, FL	[305] 772 4444	*24
FORUM-80 Hull, England	[011] 44 482 859169	
FORUM-80 Kansas City, MO	[816] 861 7040	*24
FORUM-80 Kansas City, MO	[816] 931 9316	
FORUM-80 Las Vegas, NV	[702] 362 3609	*24
FORUM-80 Linden, NJ	[201] 486 2956	*24
FORUM-80 Medford, OR	[503] 535 6883	*24
FORUM-80 Medical, Memphis, TN	[901] 276 8196	*24
FORUM-80 Monmouth, Brielle, NJ	[201] 528 6623	*24
FORUM-80 Montgomery, AL	[205] 272 5069	
FORUM-80 Nashua, NH	[603] 882 5041	
FORUM-80 Prince William County, VA	[703] 670 5881	*24
FORUM-80 San Antonio, TX	[512] 655 8143	
FORUM-80 Seattle, WA	[206] 723 3282	
FORUM-80 Sierra Vista, AZ	[602] 458 3850	*24
FORUM-80 Shreveport, LA	[318] 631 7107	*24
FORUM-80 Westford, MA	[617] 692 3973	
FORUM-80 Wichita, KA	[316] 682 2113	*24
FORUM-80 Wichita Falls, TX	[817] 855 3916	
FORUM-80 Wild goose board, Tampa, FL	[813] 988 7400	
Greene Machine, WPB, FL	[305] 965 4388	-so
Greene Machine Fricasseed Chicken, Arcadia, CA	[213] 445 3591	*24
Greene Machine, Riverside, CA	[714] 354 8004	
Greene Machine Corsair, WPB, FL	[305] 968 8653	
Greene Machine, Los Alamitos, CA	[213] 431 1443	
Greene Machine, Rome, NY	[315] 337 7720	
Greene Machine, Irvine, CA	[714] 551 4336	
Greene Machine, Temple City, CA	[213] 287 1363	
HBBS Denver, CO	[303] 343 8401	*24
HBBS El Paso, TX	[915] 592 1910	
HBBS Oklahoma City, OK	[405] 848 9329	*24
MCMS C.A.M.S. Chicago, IL	[312] 927 1020	*24
MCMS I.A.M.S. Lockport, IL	[815] 838 1020	*24
MCMS L.A.M.S. Round Lake, IL	[312] 740 9128	
MCMS P.C.M.S. Wheaton, IL	[312] 462 7560	*24
MCMS Metro West Database, Chicago, IL	[312] 260 0640	*24
MCMS NCO Software, Minneapolis, MN	[612] 533 1957	*24
MCMS WACO Hot Line, Schaumburg, IL	[312] 351 4374	*24
NET-WORKS ABC, Kansas City, MO	[816] 483 2526	
NET-WORKS Apple Grove, Dallas, TX	[214] 644 5197	
NET-WORKS Apple Shack, Dallas, TX	[214] 644 4781	*24
NET-WORKS Armadillo, Grand Forks, ND	[701] 746 4959	
NET-WORKS Beach BBS, Pensacola, FL	[904] 932 8271	
NET-WORKS Big Apple, Miami, FL	[305] 948 8000	
NET-WORKS C.A.M.S., Decatur, IL	[217] 429 5541	
NET-WORKS Charleston, WV	[304] 345 8280	
NET-WORKS Chipmunk, Hinsdale, IL	[312] 323 3741	*24
NET-WORKS Coin Games, Los Angeles, CA	[213] 336 5535	
NET-WORKS COMM Center NWSN AGAD, Laurel, MD	[301] 953 3341	
NET-WORKS Computer City, Providence, RI	[401] 331 8450	*24
NET-WORKS Computer Emporium, Des Moines, IA	[515] 279 8863	
NET-WORKS Computer Emporium, San Jose, CA	[408] 227 0227	
NET-WORKS Computer Market, Honolulu, HI	[808] 521 7312	
NET-WORKS Computer Pro, Ft. Worth, TX	[817] 732 1787	
NET-WORKS Computer Station, St. Louis, MO	[314] 432 7120	
NET-WORKS Computer Store, Honolulu, HI	[808] 488 7756	
NET-WORKS Computer World, Los Angeles, CA	[213] 859 0894	*24
NET-WORKS Crescent City, Baton Rouge, LA	[504] 454 6688	
NET-WORKS Dallas, TX	[214] 361 1386	*24
NET-WORKS Dayton, OH	[513] 223 3672	
NET-WORKS Eclectic Computer Sys., Dallas, TX	[214] 239 5842	
NET-WORKS Granite City, IL	[618] 877 2904	
NET-WORKS Greenfield, IN	[317] 326 3833	*24
NET-WORKS Hacker-net, Dallas, TX	[214] 824 7160	
NET-WORKS Hawaii	[808] 521 7312	
NET-WORKS Hawaii Connection, Honolulu, HI	[808] 423 1593	*24
NET-WORKS MAGIE, Galesburg, IL	[309] 342 7178	
NET-WORKS Magnetic Fantasies, Los Angeles, CA	[213] 388 5198	
NET-WORKS MICRO-BBS Chelmsford, MA	[617] 256 1446	
NET-WORKS Missouri	[314] 781 1308	
NET-WORKS New York, NY	[212] 410 0949	
NET-WORKS North Parks, Chicago, IL	[312] 745 0924	
NET-WORKS Pirate's Harbor, Boston, MA	[617] 720 3600	
NET-WORKS Pirate's Lodge ???	[914] 634 1268	
NET-WORKS Pirate's Ship, Chicago, IL	[312] 935 2933	*24
NET-WORKS Pirate's Trek ???	[516] 627 9048	
NET-WORKS Portsmouth, NH	[603] 436 3461	
NET-WORKS Softworx, West Los Angeles, CA	[213] 473 2754	
NET-WORKS Sparklin' City, Corpus Christi, TX	[512] 882 6569	
NET-WORKS Toronto, Ontario, CN	[416] 445 6696	*24
NET-WORKS Warlock's Castle, St. Louis, MO	[618] 345 6638	
NET-WORKS Winesap, Dallas, TX	[214] 824 7455	
NET-WORKS ???	[914] 725 4060	
ONLINE CDC, San Diego, CA	[619] 452 6011	
ONLINE Computerland, Montreal, Quebec, CN	[514] 931 0458	*24
ONLINE Dickinson's Movie Guide, Mission, KS	[913] 432 5544	
ONLINE Indianapolis, IN.ID# = GUES, pswd = pass	[317] 787 9881	*24
ONLINE Saba, San Diego, CA	[619] 692 1961	*24
ONLINE Santee, CA... ID # = GUEST, pswd = PASS	[619] 561 7271	*24
PASBBS Torrance, CA	[213] 516 7089	*24
PBBS Co-operative Comp Svc, Palatine, IL	[312] 359 9450	*24
PET BBS S.E.W.P.U.G., Racine, WI	[414] 554 9520	*24
PET BBS Commodore Comm., Lake St. Louis, MO	[314] 625 4576	*24
PMS -**IF**, Anaheim, CA	[714] 772 8868	*24
PMS -Anchorage, AK	[907] 344 8558	
PMS -Apple Bits, Kansas City, MO	[913] 341 3502	*24
PMS -Apple Guild, Weymouth, MA	[617] 767 1303	*24
PMS -Baltimore, MD	[301] 764 1995	*24
PMS -Campbell, CA	[408] 370 0873	*24
PMS -Century 23, Las Vegas, NV	[702] 878 9106	*24
PMS -Chicago, IL	[312] 373 8057	*24
PMS -Cincinnati, OH	[513] 671 2753	
PMS -Computer City, Danvers, MA	[617] 774 7516	
PMS -Computer Merchant, San Diego, CA	[619] 582 9557	
PMS -Computer Solutions, Eugene, OR	[503] 689 2655	*24
PMS -Date! Systems Inc., San Diego, CA	[619] 271 8613	*24
PMS -Downers Grove/SRT, Downers Grove, IL	[312] 964 6513	
PMS -El Cajon, CA	[619] 579 0553	
PMS -Ellicott City, MD	[301] 465 3176	
PMS -Esccondido, CA	[619] 746 0667	
PMS -Ft. Smith Comp. Club, Ft. Smith, AK	[501] 646 0197	
PMS -Gulfcoast, Freeport, TX	[713] 233 7943	*24
PMS -Indianapolis, IN	[317] 787 5486	*24
PMS -Lakeside, CA. [type PMS to activate]	[619] 561 7271	*24
PMS -Los Angeles, CA	[213] 334 7614	*24
PMS -Massillon, OH	[216] 832 8392	*24
PMS -McGraw Hill Books, New York, NY	[212] 997 2488	
PMS -Minneapolis, MN	[612] 929 6699	*24
PMS -I.A.C., Lake Forest, IL	[312] 295 6926	*24
PMS -O.A.C., Woodland Hills, CA	[213] 346 1849	*24
PMS -Pikesville, MD	[301] 653 3413	
PMS -Pleasanton, CA	[415] 462 7419	*24
PMS -Portland, OR	[503] 245 2536	
PMS -Porroia Valley, CA	[415] 851 3453	*24
PMS -RAUG, Akron, OH	[216] 867 7461	*24
PMS -Rutgers Univ. Microlab, Piscataway, NJ	[201] 932 3887	
PMS -Santa Cruz, Aptos, CA	[408] 688 9629	*24
PMS -Santee, CA	[619] 561 7277	*24
PMS -Shrewsbury, NJ	[201] 747 6768	
PMS -Software Unltd, Kenmore, WA	[206] 486 2368	*24
PMS -Twin Cities, Minneapolis, MN	[612] 929 8966	
PMS -Your Computer Connection, KS Cty, MO	[913] 677 1299	
PSBBS Baltimore, MD	[301] 994 0399	*24
PSBBS Washington, DC	[202] 337 4694	*24
RATS Systems	[201] 887 8874	*24
RATS Homewood, IL	[312] 957 3924	
RATS Wenonah, NJ	[609] 468 5293	
RATS Wenonah, NJ #2	[609] 468 3844	
RCP/M A.B. Dick Co., Niles, IL	[312] 647 7636	*24
RCP/M AIMS Hinsdale, IL	[312] 789 0499	*24
RCP/M Arlington, VA	[703] 536 3769	
RCP/M CBBS CP/M Net Simi Valley, CA	[805] 527 9321	
RCP/M CBBS Columbus, OH	[614] 272 2227	*24
RCP/M CBBS Dallas, TX	[214] 931 8274	
RCP/M CBBS Frog Hollow, Vancouver, BC, CN	[604] 873 4007	*24
RCP/M CBBS Pasadena, CA	[213] 799 1632	*24
RCP/M CBBS RLP, MacLean, VA	[703] 524 2549	*24
RCP/M CBBS Sacramento, CA	[916] 483 8718	*24
RCP/M Chuck Forsberg, OR	[503] 621 3193	
RCP/M Colossal Ovgate, San Jose, CA	[408] 263 2588	
RCP/M CUG-NOTE, Denver, CO	[303] 781 4937	*24
RCP/M CUG NODE, PA State College	[814] 238 4857	*24
RCP/M Detroit, MI	[313] 584 1044	-rb
RCP/M Geneseo, IL	[309] 944 5455	
RCP/M HAPN Hamilton, Ontario, CN	[416] 335 6620	*24
RCP/M IBM PC, Niles, IL	[312] 259 8086	
RCP/M Logan Square, Chicago, IL	[312] 252 2136	
RCP/M MCBBS Keith Petersen, Royal Oak, MI	[313] 759 6569	-rb
RCP/M MCBBS Ken Stritzel, Flanders, NJ	[201] 584 9227	*24
RCP/M MCBBS Superbrain, Lexington, MA	[617] 862 0781	*24
RCP/M MCBBS TCBBS Dearborn, MI	[313] 846 6127	*24
RCP/M Mississauga HUG, Toronto, Ont., CN	[416] 826 5394	*24
RCP/M NEI, Chicago, IL	[312] 949 6189	
RCP/M Palatine, IL	[312] 359 8080	*24
RCP/M RBBS Allentown, PA	[215] 398 3937	*24
RCP/M RBBS ANAHUG, Anaheim, CA	[714] 774 7860	*24
RCP/M RBBS Arvada Elect., Colorado Springs, CO	[303] 634 1158	*24
RCP/M RBBS BBS Valley	[213] 360 5053	
RCP/M RBBS Boulder, CO	[303] 499 9169	
RCP/M RBBS Bethesda, MD	[301] 229 3196	
RCP/M RBBS Brewster, NY	[914] 279 5693	
RCP/M RBBS Comp. Tech. Assoc., El Paso, TX	[915] 533 2202	*24
RCP/M RBBS Computerized Services, Tampa, FL	[813] 988 7400	*24
RCP/M RBBS Computron, Edmonton, Alberta, CN	[403] 482 6854	*24
RCP/M RBBS Cranford, NJ	[201] 272 1874	
RCP/M RBBS DataTech 001, San Carlos, CA	[415] 595 0541	*24
RCP/M RBBS DataTech 004, Sunnyvale, CA	[408] 732 2433	
RCP/M RBBS DataTech 006, San Francisco, CA	[415] 563 4953	
RCP/M RBBS Edmonton, Alberta, CN	[403] 454 6093	*24
RCP/M RBBS El Paso, TX	[915] 598 1668	
RCP/M RBBS Fort Mill, SC	[803] 548 0900	*24
RCP/M RBBS GFRN Dta Exch. Garden Grove, CA	[714] 534 1547	*24
RCP/M RBBS GFRN Dta Exch. Palos Verdes, CA	[213] 541 2503	*24
RCP/M RBBS Grafton, VA	[804] 898 7493	
RCP/M RBBS Houston, TX	[713] 497 5433	
RCP/M RBBS Huntsville, AL	[205] 895 6749	-rb
RCP/M RBBS Laurel, MD	[301] 953 3753	*24
RCP/M RBBS Larkspur, CA	[415] 461 7226	*24
RCP/M RBBS Marin County, CA	[415] 383 0473	*24
RCP/M RBBS Mike's, Milwaukee, WI	[414] 647 0903	
RCP/M RBBS MUG, Mission, KS	[913] 362 9583	*24
RCP/M RBBS Napa Valley, CA	[707] 253 1523	
RCP/M RBBS Ocean, NJ	[201] 775 8705	
RCP/M RBBS Piconet Ovgate, Mountain View, CA	[415] 965 4097	*24
RCP/M RBBS San Jose Ovgate, San Jose, CA	[408] 287 5901	*24
RCP/M RBBS Surrey, Vancouver, BC, CN	[604] 584 2643	*24
RCP/M RBBS Pontiac, MI	[313] 338 8515	
RCP/M RBBS Paul Bogdanovich, NJ	[201] 747 7301	
RCP/M RBBS Rochester, NY	[716] 223 1100	*24
RCP/M RBBS Rutgers, New Brunswick, NJ	[201] 932 3879	*24
RCP/M RBBS San Diego, CA	[619] 273 4354	*24
RCP/M RBBS Sofwaite Store, Los Angeles, CA	[213] 296 5927	*24
RCP/M RBBS Software Tools, Australia	[02] 997 1836	
RCP/M RBBS Southfield, MI	[313] 559 5326	*24
RCP/M RBBS Westland, MI	[313] 729 1905	-rb
RCP/M RBBS Woodstock, NY	[914] 679 8734	*24
RCP/M RBBS Yelm, WA	[206] 458 3086	-rb
RCP/M Silicon Valley, CA	[408] 246 5014	*24

# BULLETIN BOARD

RCP/M SJBBS Bears ville, NY	(914) 679 6559	-rb	ST80-CC Lance Micklus, Inc. Burlington, VT	# 1(802) 862 7023	*24
RCP/M SJBBS Johnson City, NY	(607) 797 6416		ST80-PBB Monroe Camera Shop, Monroe, NY	(914) 782 7605	
RCP/M Terry O'Brien, Vancouver, BC, Canada	(604) 584 2543				
Remote Northstar Atlanta, GA	#1 (404) 926 4318	*24	TCBBS B.A.M.S. New York, NY	(212) 362 1040	*24
Remote Northstar Denver, CO	(303) 444 7231		TCBBS Leigh's Computer World, NY	(212) 879 7698	
Remote Northstar Largo, FL	(813) 535 9341	*24	TCBBS AstroCom, New York, NY	#1(212) 799 4649	
Remote Northstar NASA, Greenbelt, MD	(301) 344 9156		TRADE-80 Albany, GA	(912) 439 7440	*24
Remote Northstar Santa Barbara, CA	(805) 682 7876		TRADE-80 Ft. Lauderdale, FL	#1 (305) 525 1192	
Remote Northstar Santa Barbara, CA	(805) 964 4115		TRADE-80 Omaha, NE	(402) 292 6184	
Remote Northstar Virginia Beach, VA	(804) 340 5246		TRADE-80 Erie, PA	(814) 898 2952	*24

## MISCELLANEOUS OR UNKNOWN SYSTEM TYPES

ABBIES Info System Phila, PA	(215) 237 6908		Mail Board-82 Seattle, WA	(206) 527 0897	*24
ABBS (?) Queens, NY	(212) 896 0519		Micro-80 West Palm Beach, FL	(305) 686 3695	
(?) (Western Massachusetts)	(413) 637 3515		Micro Design, Houston, TX	(713) 864 4672	
ACE Oregon	(503) 343 4352		Micro Informer	(813) 884 1506	
Adventure BBS	(516) 621 9296		Midwest, St. Louis, MO	(314) 227 4312	-so
All Night BBS	(213) 564 7636		Mini-Bin Seattle, WA	(206) 762 5141	*24
Alpha, Tampa, FL acct# = ABCD00, pwd = TRYIT	(813) 251 4095	*24	MOUSE-NET Orlando, FL	(305) 277 0473	*24
Aphrodite-E	(201) 790 5910	-so	MRCBBS	(415) 968 1093	-so
Apollo's Chariot, Apollo, FL	(813) 645 3669		MSG-80 Everett, WA	(206) 334 7394	
Apple-Can Ontario	(416) 781 1796		NBBS Norfolk, VA	(804) 444 3392	
Apple-Gram	(313) 295 0783	*24	NESSY Chicago, IL	(312) 773 3308	
Applecrackers, Columbus, OH	(614) 475 9791	*24	New England Comp. Soc., Maynard, MA	(617) 897 0346	
Apple Tree BBS California	(714) 963 7222		New Jersey TELECOM	#1 (201) 635 0705	*24
ARBB Seattle, WA	(206) 546 6239		North Orange County Computer Club	(714) 633 5240	
Armadillo Media Services, Houston, TX	(713) 444 7098		Novation CO., Los Angeles, CA pass = CAT	(213) 881 6880	
Astro BBS New York	(212) 787 5520		Nybbles-80 Elmsford, NY	(914) 592 5350	
ATBBS Honolulu, HI	(808) 833 2616		Nybbles-80 NY	(212) 626 0375	
Aviators Bulletin Board, Sacramento, CA	(916) 393 4459		OARCS Portland, Oregon	(503) 641 2798	
Bathroom Wall BBS, San Antonio, TX	(512) 655 8143		OCTUG Orange County, Garden Grove, CA	(714) 530 8226	
Baton Rouge Data System, Baton Rouge, LA	(504) 926 0181		Ohio Valley BBS	(614) 423 4422	
Blue BOSS IBM PC, Berkeley, CA	(415) 845 9462	*24	Oracle North Hollywood, CA	(213) 980 5643	-so
BBS Annandale, VA	(703) 978 9754		Orange County Data Exchange, Garden Grove, CA	(714) 537 7933	
BBS Apollo, Phoenix, AZ	(602) 246 1432	*24	OS UNA Scarsdale, NY	(914) 725 4060	
BBS Atlanta, GA	(404) 939 1520		PACS Online Phila, PA	(215) 342 4013	
BBS B.R., Los Angeles, CA	(213) 394 5950	*24	PACE -NET Pittsburg, PA	(412) 655 2652	
BBS Computer Applications Co., Poland, OH	(216) 757 3711		Personal Msg. System-80, Deerfield Bch, FL	& (305) 427 6300	*24
BBS Homestead, FL	(305) 246 1111		PET BBS Commodore, Chicago, IL	(312) 397 0871	*24
BBS Living Videotext, Menlo Park, CA	(415) 327 8876	*24	PET BBS AVC Comline, Indianapolis, IN	(317) 255 5435	*24
BBS Metro Detroit, MI	(313) 455 4227	-so	PET BBS KCPUK, Kansas City, KS	(816) 356 2382	*24
BBS Pensacola, FL	(904) 477 8783		PET BBS Nortec Ontario	(416) 782 7320	
BBS SUE Milwaukee, WI	(414) 483 4578		PET BBS R.T.C. Ontario	(306) 896 6198	
BBS The BULL, Toronto, Ontario, CN	(416) 423 3265	-so	PET BBS SE Wyoming PUG	(307) 637 6045	*24
BBS-80 DALTRUG, Dallas, TX	(214) 235 8784	*24	PET BBS PSI WordPro, Ontario, CN	#1 (416) 624 5431	*24
Big Top Games System, Milwaukee, WI	(414) 259 9475		PET BBS TPUG, Toronto, Ontario, CN	(416) 223 2625	*24
Boston Information Exchange, Boston, MA	& (617) 423 6985	*24	PHOTO-80, Haledon, NJ	(201) 790 6795	
Bronx BBS, NY	(212) 933 9459		PIG-STY Costa Mesa, CA	(714) 545 4648	
Bradley Computer BBS	(813) 734 7103		PMBBS	(713) 441 4032	
BSBB Tampa, FL	(813) 885 6187		Potomac Micro Magic Inc., Falls Church, VA	(703) 379 0303	*24
Call A.P.P.L.E. Washington	(206) 524 0203		RACS V Fullerton, CA	(714) 524 1228	
C.A.M.S. Illinois	(217) 429 5505		Remote Apple Jackson, MS	(601) 992 1918	*24
Capital City BBS, Albany, NY	(518) 346 3592	*24	RIIBS Villanova, PA	(215) 527 6087	
Carrier 2 Alexandria, VA	(703) 823 5210		SATUG BBS, San Antonio, TX	(512) 494 0285	
C-HUG Bulletin Board, Fairfax, VA	(703) 360 3812	*24	Scream Machine	(312) 680 9613	-so
COMM-80 Queens, NY	(212) 897 3392	*24	Seacomm-80 Seattle, WA	(206) 763 8879	*24
Communique-80 Livingston, NJ	(201) 992 4847		SEACOM Reno, NV	(702) 826 7234	
Compuque-80, Houston, TX	(713) 444 7041	*24		\$(702) 826 7277	
Compusystems, Columbia, ??	(803) 771 0922		SISTER Staren Island, NY	(212) 442 3871	*24
Computer Connection	(213) 657 1799		SLAMS Missouri	(314) 839 4307	
Datamate, Canoga Park, CA	#1 (213) 998 7992	-so	S.L.U.M.S. Missouri	(314) 394 7233	
Davy Jones Locker	(313) 764 1837		Software Referral Service	(603) 625 1919	
Dimension-80 Orange, CA	(714) 974 9788		Sunrise Omega-80, Oakland, CA	(415) 452 0350	
Distra-Soft, Montreal, Quebec, CN	(514) 327 5764	*24	Swap and Shop Washington	(206) 248 2600	
Dragon's Game System [pass = DRAGON]	(213) 428 5206		Switchboard, Alexandria, VA	(703) 765 2161	*24
Drummer	(415) 552 7671	-so	System/80 San Leandro, CA	(415) 895 0699	
Electric Line Connection, Sherman Oaks, CA	(213) 789 9512		Talk-80 ROBB, Portsmouth, VA	(804) 484 9636	
Experimental-80 Kansas City, MO	(913) 676 3613		Tari-Board Denver, CO	(303) 221 1779	
FGS/RP Games Illinois	(312) 743 8176		TBBS Canopus, Milwaukee, WI	(414) 281 0545	*24
Heath BBS Lakewood, NJ	(201) 363 3122		TCUG BBS, Washington, DC	(703) 836 0384	*24
Hermes-80 Allentown, PA	(215) 434 3998		TECOM-80, Tampa, FL	(813) 839 6746	
HEX Silver Spring, MD	% (301) 593 7033	*24	Telcom 7 New Fairfield, CT	(203) 746 5763	*24
IDBN Info-Net, Costa Mesa, CA	(714) 545 7359		Telemessage-80, Atlanta, GA	(404) 962 0616	
INFOEX-80 West Palm Beach, FL	(305) 683 6044	*24	THUG Heath Ontario	(416) 273 3011	
INFOEX-80 Akron, OH	(216) 724 2125	*24	Treasure Island	(313) 547 7903	
Infoport Ontario	(416) 278 3267		Twilight Phone	(313) 775 1649	*24
Info-System Ontario	(416) 622 2462		Vannil, Milwaukee, WI	(414) 271 7580	*24
Irvine Line, Irvine, CA	(714) 551 4336		Visiboard, Wellesley, MA	(617) 235 5082	
JCTS Redmond, WA	(206) 883 0403	*24	Washington Apple Pie Maryland	(301) 657 4507	
Kinky Kumpeter, San Francisco, CA	(415) 626 5465	-so	Weekender, Houston, TX	(713) 492 8700	
Kluge Computer	\$(213) 947 8128	*24	Westside Download, Detroit, MI	(313) 533 0254	
L.A. Interchange, Los Angeles, CA	(213) 631 3186	*24	XBBS Hamilton, OH	(513) 863 7681	*24
Lehigh Press BB, PA	#1 (215) 435 3388				
Lethbridge Gaming System, Lethbridge, AB	(403) 320 6923		Zachary *Net, Houston, TX	(713) 933 7353	*24
LITHO/NET	(800) 831 6964				
Long Beach Community Computer	(213) 591 7239	*24			

- \*2 4 denotes 24-hour operation
- #1 denotes original system of that type
- rb denotes call, let ring once and call back
- so sexually-oriented messages
- r1 religious orientation

- ! new system or new number to existing system
- \$ Supports VADIC 1200 baud operation
- & Supports 212A 1200 baud operation
- % Supports BAUDOT operation



# MEGAFLEX<sup>®</sup>

# ABILITY

## *You Pick The Disk System, MegaFlex Controls It!*

### WITH SOFTDRIVERS FOR A FLEXIBLE FUTURE!


MEGAFLEX—a universal floppy disk controller and modern alternative to the Apple drive system offering increased storage, improved reliability and . . . FLEXIBILITY.

Enjoy megabytes of online storage with your choice of micro, mini, or maxi drives—or even 6Mb with the Amlyn cartridge pack! Ideal for high-capacity storage now, winchester-disk backup later.

The MEGAFLEX secret is to autoboot soft-drivers that match the needs of your drive system. All hardware functions are software-controlled. MEGAFLEX can match new drive capabilities without hardware changes. Drive-dependent ROMs have been eliminated.

### APPLE III? OF COURSE!!

MEGAFLEX is compatible with BASIC, CP/M, Pascal, VISICALC, SOS and DOS-emulation on the Apple III, Apple II, Franklin Ace and Basis. All language features and operating system commands (LOAD, BRUN, etc.) are standard. If you can operate Apple drives you can operate MEGAFLEX! Your Apple software will run without modification too.



### BRIDGE THE APPLE FORMAT BARRIER!

The MEGAFLEX diskette does what Apple's cannot—read and write diskettes from other computers! Software-controlled industry-standard IBM 3740 or System 34 type formats allow the MEGAFLEX library of reformatting software to read and write Altos, Radio Shack, Osborne, and IBM PC diskettes. (Call for the latest software details.)

### MORE STORAGE, MORE

### UNIVERSAL FEATURES, LOWEST COST

MEGAFLEX with 8" maxi or high density 5.25" minis gives you 1.2 Megabyte of formatted data per diskette for 8 times the file and data size!

MEGAFLEX offers flexible software choices:

- data rate (250/500 Kbits per second),
- single and double density recording, and
- single/double sided drive operation (max 4 drives).

MEGAFLEX has the lowest chip count of any controller today! This means less power, a cooler Apple and better reliability.

Lowest price, highest performance, that's MEGAFLEX!

# MEGABYTER<sup>™</sup>

A Division of SVA

TRADEMARKS CP/M—Digital Research

11722 SORRENTO VALLEY ROAD  
SAN DIEGO, CA  
(619) 452-0101

TWX 910-335-2047 APPLE TWO SDG

## 6809 Bibliography

---

- 119. Microcomputing 6, No. 11, Issue 71 (November, 1982)**  
McGowan, Garrett E., "COCO Can Go," pg. 27.  
A comparison between the Color Computer and the IBM PC on the generation of random numbers in benchmark tests.
- 120. MICRO, No. 54 (November, 1982)**  
Tenny, Ralph, "A Monitor for the Color Computer," pg. 19-21.  
Step-by-step instructions to get composite video from the 6809-based Color Computer to drive a standard video monitor.  
Anderson, Ronald W., "FLEX and the TRS-80 Color Computer," pg. 23-24.  
A brief description of the FLEX09 operating system as implemented on the 6809-based TRS-80 Color Computer.  
Steiner, John, "CoCo Bits," pg. 38-39.  
Notes on the TRS-80 Color Computer point out that this machine is more than a game machine.
- 121. Compute! 4, No. 11 (November, 1982)**  
Anon., "Terminal Emulation Package for the SuperPET," pg. 246-247.  
A utility package for the 6809-based SuperPET.
- 122. 80-U.S. 5, No. 11 (November, 1982)**  
Staff, "Notes," pg. 16.  
Simulating the PRINT@ command on the TRS-80 Color Computer.  
Wright, Darrel, "Color Computer Communication," pg. 58-60.  
An evaluation of ColorCom/E Version 2.0 for the TRS-80 Color Computer.  
Laronda, Joseph P., "Variable Listing," pg. 65-71.  
Analyze your Color Computer programs with this utility.  
Latham, J.L., "EDTASM Plus," pg. 109-111.  
An editor/assembler for the TRS-80 Color Computer.  
Latham, J.L., "PRINTCC Version 1.4," pg. 111-112.  
A printer buffer for the Color Computer.  
Staff, "Color Computer EPROM Cartridge," pg. 119.  
CMEMORY-16 is a plug-in cartridge for the TRS-80 Color Computer that allows the user to add up to 16K of continuous read-only memory.
- 123. Creative Computing 8, No. 12 (December, 1982)**  
Coffey, Michael, "New Processors for the Apple II," pg. 30-47.  
A review includes information on 6809 options for the Apple.  
Linzmayr, Owen, "TRS-80 Color Computer Games," pg. 75-87.  
A review of several games for the 6809-based Color Computer.  
Norman, Scott L., "The Color Computer Speaks," pg. 148-152.  
A speech-synthesis program for the Color Computer.  
Ahl, David H., "Make Your Computer Into a Love Potency Meter," pg. 346-348.  
How to build an analog-to-digital interface on your Color Computer for fun and learning.
- 124. Micro Computer Printout 3, No. 12 (November, 1982)**  
Allason, Julian, "Micro 8," pg. 29.  
The Fujitsu "Micro 8" has three microprocessors, two 6809's, and a Z80A CPU to run CP/M software.

**125. Commodore Magazine (October/November, 1982)**

Staff, "SuperPET Update," pg. 12.  
Questions and answers on the 6809-based SuperPET.

**126. '68 Micro Journal 4, Issue 11 (November, 1982)**

Anderson, Ronald W., "FLEX User Notes," pg. 9-11.  
Comments on 6809/FLEX software, Lucidata Pascal Version 3 and ABASIC for the 6809, FORTH for the TRS-80 Color Computer, etc.

Nay, Robert L., "Color User Notes," pg. 14-16.  
Notes on Color FORTH and other products for the Color Computer.

Wolf, Michael, "Keyboard Scan Routine," pg. 16-19.  
A routine enabling you to generate all 128 ASCII characters, control codes, and Escape sequences for the TRS-80 Color Computer.

Perotti, James, "CC FORTH," pg. 19-20.  
A discussion of the features of this version of FORTH for the 6809-based Color Computer.

Como, Norm, "'C' User Notes," pg. 20-24.  
Notes on the use of 'C' by 6809-based systems.

Anon, "Problem 6809 Chips," pg. 29.  
A discussion of "flakey" 6809 CPU devices points to problems with chips made prior to the CW3 mask set number.

Anon, "FD88 Dev. Sys.," pg. 31-34.  
With the FD88 Acorn Computer System development board two systems (FLEX, OSO, UniFLEX, SDOS, etc.) can co-reside in a single 6809 computer at one time.

**127. 80 Micro, No. 35 (December, 1982)**

Wasler, David L., "Wolfbug 64K," pg. 41-44.  
Upgrade the 4K, 16K, or 32K Color Computer to 64K using a monitor called Wolfbug and a 64K RAM adapter card.

Norman, Scott L., "The Color Computer Goes FORTH," pg. 80-86.  
Programming in FORTH is now possible for TRS-80 Color Computer users.

Garrison, Sidney C., "Flaky," pg. 94-98.  
A graphics program for the 6809-based TRS-80 Color Computer.

Chuck, Michael J., "CC CQ," pg. 200-209  
Morse Code for the Radio Amateur on the TRS-80 Color Computer.

Knecht, Ken, "Color Diskdump," pg. 354.  
A BASIC program for the 6809-based Color Computer that lets one see what is stored on a disk file or in any area of memory.

Ginger, Ron, "Easy Picture Editor," pg. 388-392.  
Simple commands for art or games graphics: lines, boxes, and circles for the 6809-based TRS-80 Color Computer.

Ramella, Richard, "Fun House," pg. 419-424  
A Color Computer listing for the ancient Hanukkah game of Driedel.

**128. Interface Age 7, Issue 10 (November, 1982)**

Segal, Hillel, "Smoke Signal Chieftain," pg. 42-45  
The Smoke Signal Chieftain microcomputer runs on a 6809 microprocessor at 2 MHz, and has shown very good results in business benchmark programs.

# Advertiser's Index

AB Computers .....	60	Logical Devices .....	43
ABC Data Products .....	89	Lyc0 Computing .....	19
Acorn Software Systems .....	90	Manx Software .....	108
Alternative Energy Products .....	22	McMillan Publishing .....	83
Amdek .....	64-65	Microbits (Classifieds) .....	114
Anthro-Digital Software .....	111	Micro Data Supplies .....	21
Applefest .....	126	Micro Motion .....	89
AppleTree Electronics .....	8	Micro Mountain .....	69
Arbutus Total Soft .....	115	Microspec .....	112
Ark Computing .....	66	Microtech .....	16
Armadillo Software .....	120	Microware Distributing .....	89
Aurora Software .....	52	Midwest Micro .....	83
Black Box Catalog .....	119	Modular Mining .....	115
Community Computer .....	113	Modular Systems .....	90
Compress .....	77	Penguin Software .....	3
CompuSense .....	18,52,81,105,107	Performance Micro Products .....	18
CompuTech .....	108	Perry Peripherals .....	110
Compu-Way .....	113	RH Electronics .....	15,101
Computer Case Co. ....	7	Rockroy .....	IFC
The Computerist, Inc. ....	109	Scientific Software .....	119
Computer Mail Order .....	96-97	Sensible Software .....	119
Computer Science Engineering .....	59	S G C .....	53
Computer Trader .....	59	S J B Distributors .....	17
Datamost, Inc. ....	6,25	Skyles Electric Works .....	34
DataSoft, Inc. ....	121	Smartware .....	114
Design Dynamics .....	104	Softronics .....	36
Digital Acoustics .....	87	Sorrento Valley Assoc. ....	125
D & N Micro .....	11	Southwestern Data Systems .....	79
Don't Ask Software .....	75	Spectrum Projects .....	114
Eastern House Software .....	56	Strom Systems Inc. ....	112
Excert .....	121	Talbot Microsystems .....	121
Execom, Inc. ....	43	Unique Data .....	85
Federal Energy .....	107	Versa Computing .....	13
Gimix, Inc. ....	1	Victory Software .....	103
Gloucester .....	115	Vista Computing .....	IBC
Hayden Software .....	95	XPS, Inc. ....	91
Hudson Digital Electronics .....	41	Zytrex .....	105
I J G. ....	63		
Intec Peripherals .....	22	MICRO Advertising	
Interesting Software .....	10	Mastering Your Vic-20 .....	68
John Bell Engineering .....	122		
John Wiley & Sons .....	9		
Leading Edge .....	BC		

*MICRO INK is not responsible for claims made by its advertisers. Any complaint should be submitted directly to the advertiser. Please also send written notification to MICRO.*

## National Advertising Representatives

### West Coast:

The R.W. Walker Co., Inc.  
**Gordon Carnie**  
 2716 Ocean Park Boulevard, Suite 1010,  
 Santa Monica, California 90405 (213) 450-9001

*servicing: Washington, Oregon, Idaho, Montana, Wyoming, Colorado, New Mexico, Arizona, Utah, Nevada, California, Alaska, and Hawaii (also British Columbia and Alberta, Canada)*

### Mid-West Territory:

Thomas Knoor & Associates  
**Thomas H. Knoor, Jr.**  
 333 N. Michigan Avenue, Suite 707  
 Chicago, Illinois 60601 (312) 726-2633

*servicing: Ohio, Oklahoma, Arkansas, Texas, North Dakota, South Dakota, Nebraska, Kansas, Missouri, Indiana, Illinois, Iowa, Michigan, Wisconsin, and Minnesota.*

### Middle Atlantic and Southeastern States:


Dick Busch Inc.  
**Richard V. Busch**  
 6 Douglass Dr., R.D. #4,  
 Princeton, NJ 08540 (201) 329-2424

Dick Busch, Inc.  
**Eleanor M. Angone**  
 74 Brookline,  
 E. Atlantic Beach, NY 11561 (516) 432-1955

*servicing: New York, Pennsylvania, New Jersey, Delaware, Maryland, West Virginia, Virginia, D.C., North Carolina, South Carolina, Louisiana, Tennessee, Mississippi, Alabama, Georgia, and Florida*

# Vista Da Vinci

## GREAT INNOVATORS



15th century renaissance man, Leonardo Da Vinci, contributed an inexhaustible collection of inventions and ideas to solve the world's problems. These ideas were centuries ahead of their time. The studies on this page deal with experiments in manned flight.

Like Leonardo, Vista Computer is answering many of today's complex computer storage problems. The Vista V1200 is a great solution to Apple II™ storage. Mass storage for your Apple II™ Computer has always been a problem. On one hand, there were the exotic, expensive hard disks with no cost efficient means of backup. On the other hand, the Apple floppy drive lacked the speed and storage demanded by today's professionals.

Vista's V1200 offers both at an incredibly attractive price. The removable VistaPak cartridges offer 6 Megebytes of removable storage each and can be backed up like a floppy.

Now hard disk storage and speed can be yours with the added capability of interchangeable media. The V1200 eliminates

the worries of head crashes, drive alignments, lost data or backup with a new application of field-proven floppy technology.

The VistaPak cartridges hold 6MB of formatted data each. The removable cartridge allows you to keep duplicates of your valuable data as well as to keep separate parts for your accounting, word processing, spread sheet and other applications. No other storage device offers more in flexibility and capability.

- Microprocessor controlled drive • DMA Controller
- Removable Data Cartridges • CP/M, DOS & Pascal compatible
- Quickcharge™, DOS enhancement included • Includes 1 VistaPak cartridge • Vista 120 Day Warranty

Contact Your Local Vista Dealer or Call our Vista Hotline

# Vista


COMPUTER  
COMPANY, INC.

1317 East Edinger • Santa Ana, CA 92705  
(714) 953-0523 / (800) 454-8017

#### DISTRIBUTORS / REPRESENTATIVES

Western - Group Wholesale  
(213) 975-7844 / (408) 732-7307  
South Central - M.P. Systems  
(214) 385-8883

Northeast - Computers & Peripherals, Inc.  
1201 Avenue



## Vista V1200

™ Apple II is a registered trademark of Apple Computer Co.

# THE LEADING EDGE IN PRINTERS

ONE GREAT LINE. ONE GREAT WARRANTY.


Finally, there's one full family of printers that covers every business or word processing application—all from C. Holt, a company known for packing more product into less price, and all distributed exclusively by Leading Edge, a company known for searching out and providing that very thing. Which means that one call to one source can get you any printer, any time you need it, for any purpose. All backed by a full year's warranty from Leading Edge. (Try that on any other line of printers.)

## THE PRO'S

**The Prowriters: business printers—and more.** The "more" is a dot-matrix process with more dots. It gives you denser, correspondence quality copy (as opposed to business quality copy, which looks like a bad job of spray-painting).

**Prowriter:** 120 cps, 80 columns dot matrix compressible to 136, 10" carriage. Parallel or serial interface.

**Prowriter 2:** Same as Prowriter, except 15" carriage allows full 136 columns in normal print mode. Parallel or serial interface.



See Us at Booth 1145  
**COMDEX/SRING '83**  
The only printer line that gives you more product into less price. All backed by a full year's warranty from Leading Edge.

## THE STAR

**The Starwriter F-10.** In short for more precisely, in a sleek 6" high, 30-pound unit, it gives you more of just about everything—except bulk and noise—than any other printer in its price range. It's a 40 cps letter-quality daisy-wheel with a bunch of built-in functions to simplify and speed up word processing. It plugs into almost any micro on the market, serial or parallel.



## THE MASTER

**The Printmaster F-10.** Does all the same good stuff as the Starwriter except, at 55 cps, the Master does it faster.



Distributed Exclusively by Leading Edge Products, Inc., 225 Turnpike Street, Canton, Massachusetts 01921  
Call toll-free 1-800-343-6833 or in Massachusetts call collect (617) 828-8290. Telex 181-824