


NO. 45

\$2.50

FEBRUARY 1982

# MICRO™

THE 6502/6809 JOURNAL



## FORTH Feature

Using Atari's Countdown Timers

Utilities for the Color Computer

OSI Feature



# TASC™. The Applesoft\* Compiler. It turns your Apple into a power tool.

**Step up to speed.** TASC, the Applesoft Compiler, converts a standard Applesoft BASIC program into super-fast machine code. By increasing program execution speed up to 20 times, Microsoft gives you a power tool for Applesoft BASIC programming.

**Highest capacity available.** TASC will compile and run larger programs than any other Applesoft Compiler. As a disk-based system, it doesn't require the simultaneous presence of compiler and program in memory. The memory you save allows you to compile significantly bigger programs.

**Power without bulk.** Code expansion of up to 100% severely restricts other compilers. TASC's special code compression schemes typically limit code expansion to only 25%. You'll really appreciate that with complex programs or programs that utilize Apple's hi-res graphic pages.

**More BASIC power.** TASC's powerful new commands increase Applesoft BASIC programming capability. Chain with COMMON allows compiled programs to share variables, so a main menu



supports several programs in a single runtime environment. TASC's True Integer Arithmetic and Integer FOR...NEXT capabilities maximize the execution speed of compiled programs.

TASC's near total compatibility with Applesoft speeds compilation of existing programs with little or no modification.

**What about mistakes?** You perfect your programs interactively with Applesoft. If something does slip by, TASC recovers

from errors discovered in compilation and traps all runtime errors. It even permits graceful interruptions during compilation.

**See for yourself.** Ask for a demonstration of TASC at your Microsoft dealer. Discover the software package that turns your Apple into a power tool.

## MICROSOFT CONSUMER PRODUCTS

A Division of Microsoft Inc.  
10700 Northup Way • Bellevue, WA 98004

\*Applesoft is a trademark of Apple Computer, Inc.



# JUDGE THE REST, THEN BUY THE BEST

Only GIMIX offers you **SOFTWARE SWITCHING** between **MICROWARE's OS-9** and **TSC's FLEX**. Plus you get the power of the **GMXBUG** system monitor with its advanced debugging utility, and memory manipulation routines. A wide variety of languages and other software is available for these two predominant 6809 Disk Operating Systems.

You can order a system to meet your needs, or select from the 6809 Systems featured below.

## JUDGE THE FEATURES AND QUALITY OF GIMIX 6809 SYSTEMS

**GIMIX' CLASSY CHASSIS™** is a heavyweight aluminum mainframe cabinet with back panel cutouts to conveniently connect your terminals, printers, drives, monitors, etc. A 3 position keyswitch lets you lock out the reset switch. The power supply features a ferro-resonant constant voltage transformer that supplies 8V at 30 amps, + 15V at 5 amps, and - 15V at 5 amps to insure against problems caused by adverse power input conditions. It supplies power for all the boards in a fully loaded system plus two 5 1/4" drives (yes! even a Winchester) that can be installed in the cabinet. The Mother board has fifteen 50 pin and eight 30 pin slots to give you the most room for expansion of any SS50 system available. 11 standard baud rates from 75 to 38.4K are provided and the I/O section has its own extended addressing to permit the maximum memory address space to be used. The 2 Mhz 6809 CPU card has both a time of day clock with battery back-up and a 6840 programmable timer. It also contains 1K RAM, 4 PROM/ROM/RAM sockets, and provides for an optional 9511A or 9512 Arithmetic Processor. The RAM boards use high speed, low power STATIC memory that is fully compatible with any DMA technique. STATIC RAM requires no refresh timing, no wait states or clock stretching, and allows fast, reliable operation. The system includes a 2 port RS232 serial interface and cables. All GIMIX boards use gold plated bus connectors and are fully socketed. GIMIX designs, manufactures, and tests in-house its complete line of products. All boards are twice tested, and burned in electrically to insure reliability and freedom from infant mortality of component parts. All systems are assembled and then retested as a system after being configured to your specific order.

### 56KB 2MHZ 6809 SYSTEMS WITH GMXBUX/FLEX/OS-9 SOFTWARE SELECTABLE

- With #58 single density disk controller ..... \$2988.59
- With #68 DMA double density disk controller ..... \$3248.49
- to substitute Non-volatile CMOS RAM with battery back-up, add ..... 300.00
- for 50 Hz export power supply models, add ..... 30.00

Either controller can be used with any combination of 5" and/or 8" drives, up to 4 drives total, have data recovery circuits (data separators), and are designed to fully meet the timing requirements of the controller I.C.s.

### 5 1/4" DRIVES INSTALLED IN THE ABOVE with all necessary cables

	SINGLE DENSITY		DOUBLE DENSITY		
	Formatted	Unformatted	Formatted	Unformatted	
40 track (48TPI) single sided	199,680	250,000	341,424	500,000	2 for \$700.00
40 track (48TPI) double sided	399,360	500,000	718,848	1,000,000	2 for 900.00
80 track (96TPI) single	404,480	500,000	728,064	1,000,000	2 for 900.00
80 track (96TPI) double	808,960	1,000,000	1,456,128	2,000,000	2 for 1300.00

Chart shows total capacity in Bytes for 2 drives.

Contact GIMIX for price and availability of 8" floppy disk drives and cabinets; and 5" and 8" Winchester hard disk system.

### 128KB 2Mhz 6809 DMA Systems for use with TSC's UNIFLEX or MICROWARE's OS-9 Level 2

- (Software and drives not included) ..... \$3798.39
- to substitute 128KB CMOS RAM with battery back-up, add ..... 600.00
- for each additional 64KB NMOS STATIC RAM board, add ..... 639.67
- for each additional 64KB CMOS STATIC RAM board, add ..... 988.64
- for 50 Hz export power supply, add ..... 30.00

**NOTE: UNIFLEX can not be used with 5" minifloppy drives.**

GIMIX has a wide variety of RAM, ROM, Serial and Parallel I/O, Video, Graphics, and other SS50 bus cards that can be added now or in the future. Phone or write for more complete information and brochure.

## THE SUN NEVER SETS ON GIMIX USERS

GIMIX Systems are found on every continent, except Antarctica. (Any users there? If so, please contact GIMIX so we can change this.) A representative group of GIMIX users includes: **Government Research and Scientific Organizations** in Australia, Canada, U.K., and in the U.S.; NASA, Oak Ridge, White Plains, Fermilab, Argonne, Scripps, Sloan Kettering, Los Alamos National Labs. AURA. **Universities:** Carleton, Waterloo, Royal Military College, in Canada; Trier in Germany; and in the U.S.: Stanford, SUNY, Harvard, UCSD, Mississippi, Georgia Tech. **Industrial users** in Hong Kong, Malaysia, South Africa, Germany, Sweden, and in the U.S.: GTE, Becton Dickinson, American Hoechst, Monsanto, Allied, Honeywell, Perkin Elmer, Johnson Controls, Associated Press, Aydin, Newkirk Electric, Revere Sugar, HI-G/AMS Controls, Chevron. **Computer mainframe and peripheral manufacturers,** IBM, OKI, Computer Peripherals Inc., Qume, Floating Point Systems. **Software houses;** Microware, T.S.C., Lucidata, Norpak, Talbot, Stylo Systems, AAA, HHH, Frank Hogg Labs, Epstein Associates, Softwest, Dynasoft, Research Resources U.K., Microworks, Analog Systems, Computerized Business Systems.



GIMIX Systems are chosen by the Pros because of quality, reliability and features.

# GIMIX inc.

The Company that delivers Quality Electronic products since 1975.

1337 WEST 37th PLACE, CHICAGO, IL 60609  
(312) 927-5510 • TWX 910-221-4055

#### TO ORDER BY MAIL

SEND CHECK OR MONEY ORDER OR USE YOUR VISA OR MASTER CHARGE. Please allow 3 weeks for personal checks to clear. U.S. orders add \$5 handling if order is under \$200.00. Foreign orders add \$10 handling if order is under \$200.00. Foreign orders over \$200.00 will be shipped via Emery Air Freight COLLECT, and we will charge no handling. All orders must be prepaid in U.S. funds. Please note that foreign checks have been taking about 8 weeks for collection so we would advise wiring money, or checks drawn on a bank account in the U.S.. Our bank is the Commercial Illinois National Bank of Chicago, account #73-32003 Visa or Master Charge also accepted. GIMIX INC. reserves the right to change pricing and product specifications at any time without further notice. are registered trademarks of GIMIX Inc.

FLEX AND Uniflex are trademarks of Technical Systems Consultants Inc. OS-9 is a trademark of Microware Inc. See their ads for other GIMIX compatible software.



**YOU GET**

**WORD PROCESSING POWER**

**AND**

**PRINT ... USING**

**FOR YOUR APPLESOFT \* PROGRAMS**

**WITH THE**

**FORMAT ROM**

WITH THIS POWERFUL ROM IN YOUR MOUNTAIN COMPUTER'S ROMPLUS\* OR ANDROMEDA'S ROMBOARD\* YOU WILL MAKE APPLESOFT\* BASIC ONE STEP MORE POWERFUL THAN THE MOST ADVANCED LANGUAGE AVAILABLE. AND - BECAUSE READ ONLY MEMORY NEVER FORGETS, THESE NEW COMMANDS BECOME A PERMANENT PART OF APPLESOFT'S\* BASIC LANGUAGE.

**PRINT STATEMENT FORMATTING** - Can you imagine formatting a letter with Applesoft print statements? Monumental to say the least - you would have to agree. Well - with the print statement formatting capabilities of the FORMAT ROM all you have to worry about is what you want your print statements to say and leave the rest to the FORMAT ROM. You tell the FORMAT ROM, right in your Applesoft program, how you want your letter, manuscript, etc. to look and best of all, formatting commands can be changed at any point in your program with simple basic commands. FORMAT ROM gives you the same powerful commands as a dedicated word processor costing hundreds of dollars. Here are some of the powerful formatting instructions which you will have with the format rom:

**DEFINE PRINTING MARGINS - DEFINE THE LENGTH OF A PRINTED LINE - RIGHT HAND JUSTIFICATION - NO WORD WRAP AROUND JUSTIFICATION - AUTOMATIC INDENTING OR OUTDENTING OF PARAGRAPHS - SKIPPING OF LINES AFTER EACH PRINTED LINE (Double space/Triple space etc.) - PAUSE AFTER PRINTING SO MANY LINES - CENTER THE NEXT LINE OF TEXT (FORMAT ROM FIGURES IT OUT FOR YOU) - USER DEFINED CHARACTER SUBSTITUTION - FORMAT ROM will even put two spaces after each period it finds, even if you forget and only put one space.**

**PRINT...USING** - Will format and tabulate the output of alpha/numerical data that has been predefined by you without having to go through the basic programming steps to get the format requirements. Five modes of PRINT...USING are available: Alpha mode - will tabulate and right justify strings of any length. Alpha/Numeric mode - will tabulate any predefined string to the left of any predefined numerical data which can be formatted in any of the following output modes; Floating Point or Integer with any number of digits, Fixed output with any number of decimal places with round off capabilities of positive or negative numbers, Fixed output with commas inserted every third digit from the left of the decimal point. All PRINT...USING routines will tabulate, right justify, line up all decimal points, pad the right and left side of a number with any predefined character and can be used within formulas or equations which will then format the mathematical result. Overflow messages or symbols, defined by you, can be printed if a number overflows the limits specified by you. PRINT...USING can be used in immediate or deferred and is compatible with all Applesoft basic commands.

FORMAT ROM will support all printers, 80 column boards, lower case adapters, and requires 48K, FP in ROM, DOS 3.2 or 3.3, M.C.'s ROMPLUS\* or Andromeda's ROMboard\* ..... **\$49.95**

**OTHER ROMS AVAILABLE:** All ROMS are compatible with MC's Romplus or Andromeda's ROM Board.

- DUAL DOS ROMS - Switch from one DOS (3.2 or 3.3) to the other without booting ..... **\$54.95**
- FP RENUMBER/MERGE ROM - Apple Computer's infamous renumber program ..... **\$39.95**
- BASICS ROM - Will boot standard, special, and dedicated 13 sector disks ..... **\$39.95**
- FP EDITROM - Global search, change, and remove. (Works jointly with PLE). ..... **\$39.95**
- COMMAND ROM - Catalog Command Menu and Disk Map ..... **\$39.95**
- DISK COPY/SPACE ROM - Duplicates 13 or 16 Sector Disks ..... **\$39.95**
- FP UTILITY ROM - Auto Line Numbering, LIST CTRL, RESURRECT KILLED PROG, Alphabetize DISK CAT., Expung DOS ..... **\$39.95**

(Check or M.O.) Visa or MasterCard Accepted

**SOFT CTRL SYSTEMS, BOX 599, WEST MILFORD, NJ 07480 201-728-8750**

\*REGISTERED TRADEMARK  
ALL FIRMWARE IS COPYRIGHTED

# MICRO™

## THE 6502/6809 JOURNAL

### STAFF

Editor/Publisher  
ROBERT M. TRIPP

Associate Publisher  
MARY GRACE SMITH

Associate Editors  
MARY ANN CURTIS  
FORD CAVALLARI

Special Projects Editor  
MARJORIE MORSE

Production Coordinator  
PAULA M. KRAMER

Typesetting  
EMMALYN H. BENTLEY

Advertising Manager  
CATHI BLAND

Circulation Manager  
CAROL A. STARK

Dealer Orders  
LINDA HENSCHILD

MICRO Specialists  
APPLE: FORD CAVALLARI  
PET: LOREN WRIGHT  
OSI: PAUL GEFLEN

Comptroller  
DONNA M. TRIPP

Bookkeeper  
KAY COLLINS

---

Advertising  
Sales Representative  
KEVIN B. RUSHALCO  
603/547-2970

### DEPARTMENTS

5 Editorial  
6 New Publications  
29 Microbes and Updates  
47 Short Subjects  
53 Data Sheet  
113 Bibliography  
117 Software Catalog  
123 It's All 1's and 0's  
124 Hardware Catalog  
127 Advertiser's Index  
128 Next Month in MICRO

### MACHINE LANGUAGE AIDS

- 9** Utilities for the Color Computer..... *Leo E. Garrett*  
Dump or disassemble 6809 or ASCII code anywhere in memory
- 19** Formatting AIM Assembler Listings..... *Christopher J. Flynn*  
This program uses a PL/65 approach

### HARDWARE

- 31** Superboard Expansion System..... *D.W. Kammer*  
Double memory and increase capabilities of C1P and Superboard II
- 38** Using Atari's Countdown Timers..... *Mike Dougherty*  
Use timers with BASIC and Assembly Language programs
- 43** Speedy Routine for C1P Joystick..... *John Krout*  
Take "slow motion" out of your real-time games

### APPLE UTILITIES

- 59** Credit Box Creator..... *Sandy Mossberg*  
Clever techniques to aid your programming
- 67** RUNZMENU..... *Frank Shyjka*  
Eliminate task of rebooting DOS upon language card reset
- 71** Shape Manipulate..... *John R. Raines*  
Create, delete, add shapes from tables

### FORTH

- 83** A FORTHword..... *Loren Wright*  
A brief history and discussion of features of FORTH
- 85** Using FORTH with the 6502..... *Raymond Weisling*  
Three applications to utilize the power of FORTH
- 95** Stepper Motor Control: A FORTH Approach..... *Mark Bernstein*  
Command language in FORTH controls movement
- 103** LIFE in FORTH and BASIC..... *Nicholas J. Vrtis*  
Compare and learn from two languages

### COLUMNS

- 55** PET Vet..... *Loren W. Wright*  
High-level languages on SuperPET
- 79** From Here to Atari..... *James Capparell*  
A look at DOS file structure and the floppy disk system
- 111** The Single Life..... *Brad Rinehart*  
A FORTH vendor is spotlighted

# THE CHIEFTAIN™ 5¼-INCH WINCHESTER HARD DISK COMPUTER



SO ADVANCED IN SO MANY WAYS . . .  
AND SO COST-EFFECTIVE . . .  
IT OBSOLETE MOST OTHER SYSTEMS  
AVAILABLE TODAY AT ANY PRICE.

## ● HARD DISK SYSTEM CAPACITY

The Chieftain series includes 5¼- and 8-inch Winchester that range from 4- to 60-megabyte capacity, and higher as technology advances. All hard disk Chieftains include 64-k memory with two serial ports and DOS69D disk operating system.

## ● LIGHTNING ACCESS TIME

Average access time for 5¼-inch Winchester is 70-msec, comparable to far more costly hard disk systems. That means data transfer *ten-times faster* than floppy disk systems.

## The Chieftain Computer Systems:

Here are the Chieftain 6809-based hard disk computers that are destined to change data processing . . .

- CHIEFTAIN 95W4**  
4-megabyte, 5¼-inch Winchester with a 360-k floppy disk drive (pictured).
- CHIEFTAIN 95XW4**  
4-megabyte, 5¼-inch Winchester with a 750-k octo-density floppy disk drive.
- CHIEFTAIN 98W15**  
15-megabyte, 5¼-inch Winchester with a 1-megabyte 8-inch floppy disk drive.
- CHIEFTAIN 9W15T20**  
15-megabyte, 5¼-inch Winchester with a 20-megabyte tape streamer.

## ● 2-MHZ OPERATION

All Chieftains operate at 2-MHz, regardless of disk storage type or operating system used. Compare this to other hard disk systems, no matter *how* much they cost!

## ● DMA DATA TRANSFER

DMA data transfer to-and-from tape and disk is provided for optimum speed. A special design technique eliminates the necessity of halting the processor to wait for data which normally transfers at a slower speed, determined by the rotational velocity of the disk.

## ● RUNS UNDER DOS OR OS-9

No matter which Chieftain you select . . . 5¼- or 8-inch floppy, or 5¼- or 8-inch

Winchester with tape or floppy back-up . . . they *all* run under DOS or OS-9 with *no need* to modify hardware or software.

## ● UNBOUNDED FLEXIBILITY


You'll probably never use it, but any Chieftain hard disk system can drive up to 20 other Winchester, and four tape drives, with a single DMA interface board!

## ● SMOKE SIGNAL'S HERITAGE OF EXCELLENCE

This new-generation computer is accompanied by the same *Endurance-Certified* quality Dealers and end-users all over the world have come to expect from Smoke Signal. And support, software selection and extremely competitive pricing are very much a part of that enviable reputation.

## 20-Megabyte Tape Streamer Back-Up Option

Available with all Chieftain hard disk configurations. This cartridge tape capability provides full 20-megabyte disk back-up in less than five minutes with just one command, or copy command for individual file transfers. Transfers data tape-to-disk or disk-to-tape. Floppy back-up is also available in a variety of configurations.



Write or call today for details (including the low prices) on the Chieftain Series. . . and on dealership opportunities



**SMOKE SIGNAL BROADCASTING®**

31336 VIA COLINAS  
WESTLAKE VILLAGE, CA 91362  
TEL (213) 889-9340

Name \_\_\_\_\_

Company \_\_\_\_\_

Address \_\_\_\_\_

City \_\_\_\_\_ State \_\_\_\_\_ Zip \_\_\_\_\_

Telephone ( \_\_\_\_\_ ) \_\_\_\_\_

## About the Cover

```

SCREEN 63
< MOTOR -- STEPS >
HEX:
( "10 STEPS" MOVES MOTOR 10 STEPS )
STEPS
0 DO
M-PORT CB DIP
OSTEP: FF NOR AND
M-PORT C1 ( PULSE LOW )
OSTEP: OR
M-PORT C1 ( PULSE HIGH )
TERMINAL C1 ( STOP KEY PRESSED? )
IF 20 BEEP: ABORT ENDIF
MOTOR-RATE # ( DELAY LOOP )
0 TO LOOP
LOOP
->
    
```

The body of water in this spectacular sunset shot is none other than the Firth of Forth, a few miles from Edinburgh, Scotland. The name of the language FORTH, covered in this issue, has quite a different derivation. See FORTHword (p. 83).

The cover scene was photographed with a Nikon F2 24 mm lens and Kodachrome 64 film.

Cover photo by Kevin Harkins  
Kevin Harkins Studio  
Lowell, Massachusetts

**MICRO** is published monthly by:  
MICRO INK, Inc., Chelmsford, MA 01824  
Second Class postage paid at:  
Chelmsford, MA 01824 and Framingham,  
MA 01701  
USPS Publication Number: 483470  
ISSN: 0271-9002

Send subscriptions, change of address, USPS  
Form 3579, requests for back issues and all  
other fulfillment questions to

MICRO  
34 Chelmsford Street  
P.O. Box 6502  
Chelmsford, MA 01824  
or call  
617/256-5515  
Telex: 955329 TLX SRVC  
800-227-1617

Subscription Rates	Per Year
U.S.	\$24.00
	2 yr. / \$42.00
Foreign surface mail	\$27.00
Air mail:	
Europe	\$42.00
Mexico, Central America, Middle East, North Africa, Central Africa	\$48.00
South America, South Africa, Far East, Australasia, New Zealand	\$72.00

Copyright © 1982 by MICRO INK, Inc.  
All Rights Reserved

# MICRO

## Editorial

Dozens of magazines, newspapers, and newsletters report on and analyze the rapidly changing microcomputer field. Any publication intending to cover this industry effectively, has to change constantly too.

MICRO is no exception. Loyal readers have noticed not only physical changes in MICRO over the last four years, but also changes in content. The journal's first issues were devoted to single board computers, and technical "how-to" articles — material much like what you would find in a user's manual. As the Apple, PET, and other 6502 computers became popular, manufacturers began supplying better documentation. Consequently MICRO extended the base of computers covered in the magazine, as well as the type of information provided.

Now, as you know, MICRO offers its readers programming techniques and aids, enhancements, applications, and hardware pieces. And most recently MICRO expanded its coverage to include 6809-based machines. We want all of our readers to get the most out of their computers. We intend to publish articles that will help you to do just that, no matter which system you own. We expect to continue to grow and change with the industry.

To accomplish this expansion and development successfully, MICRO needs the support of its readers. We are currently developing a pool of 6809, Atari, VIC, and TRS-80 Color Computer authors. If you own, or have access, to any of these machines, and have developed applications or techniques, you may be a potential MICRO author.

We're also encouraging the submission of less system-specific articles: applications or techniques that can be applied to more than one machine, or general ideas beneficial to the users of many different computers.

To help broaden our coverage we have added two new columns: "From Here to Atari," and "The Single Life." We encourage anyone interested in

writing a 6809 or TRS-80 Color Computer column to send us a proposal. In April we are planning a special feature on 6809-based systems. We would be more than happy to accept input — ideas, suggestions, questions, articles — from 6809 users.

We've also added a new department, written strictly for your entertainment. We think you'll enjoy "It's All Ones and Zeros." On the serious side, another new item is the Technical Data Sheet. In this you'll find technical information in a concise, easy-to-read form. This month we offer a reference for the 6502 programmer.

One of the interesting things about the computer field is that nobody knows everything and everybody knows something. Even with a few months of experience you may have discovered or developed something that would be useful and helpful to other users. In other words, everyone is a novice in some aspects; the most experienced user can benefit from a fresh perspective.

Submitting an article to MICRO is easy. Many computerists think they "can't write," but it's conveying the information that is important. We have a good editorial department to help put the copy into final form. All we ask is that you double-space your typewritten copy, number and put your name on each page, and use clear, simple language. If you include a listing, we encourage you to submit it on magnetic media, but in any case, make sure it is printed with clean, black ink. If you have any more questions about manuscript or listing format, write for a copy of our new Writer's Guide.

Our aim is to provide a magazine full of useful and interesting information. We hope you'll help us to do that, both by letting us know what you need and want and by sharing your discoveries through articles, letters, columns, and short subjects entries.

*Maryanne Mase*

# MICRO

## New Publications

Mike Rowe  
New Publications  
34 Chelmsford Street  
P.O. Box 6502  
Chelmsford, MA 01824

### Directories

**The Apple II Blue Book**, WIDL Video (5245 W. Diversey Ave., Chicago, IL 60639), 1981, 10 5/8 x 8 3/8 inches, paperback. \$19.95

A directory of software, hardware, peripherals, and information for the Apple. The book lists reference manuals, publications, newsletters, users groups, clubs, time sharing systems, and more.

**CONTENTS:** *Software Source Index. Utility Software Programs. Data Base Management Software Programs. Word Processing Software Programs. Graphics Software Programs. Business Software Programs. Games & Entertainment Software Programs. Education Software Programs—Administration; Basic Skills; Language Arts; Foreign Language Programs; Elementary Mathematics; Advanced Mathematics; General Science; Biology; Chemistry; Physics; Computer Science; Music; Business; Social Studies; Misc. Program Collections Covering Several Areas of Study. Boards. Peripherals. Accessories. Music and Speech. Storage. Misc. Resources. Supplies. Power Supplies, Regulation, and Static Control. Books. Magazines and Publications. Special Apples. Networking. Time Sharing and Communications. User Groups. Authorized Apple Dealers.*

**International Microcomputer Software Directory**, Imprint Software (South Howes St., Ft. Collins, CO 80521), 1981, 11 x 8 1/2 inches, paperback. ISBN: 0-907352-030 \$29.95

A reference for microcomputer software for all applications and systems. The information is drawn from a database that is continually updated from all parts of the world through offices in Britain and America. The directory contains three sections: System Classification, Subject Classification, and Software House Classification.

**CONTENTS:** *Acknowledgements. Publisher's Preface. How to Use the Directory. Buyer's Guide. Notes to Software Houses and Dealers. Other Services of Imprint Software. Subject and Category Codes. System Codes (Machines, Microprocessors, and Operating Systems), and Abbreviations. Section 1—System Classification. Section 2—Subject Classification. Section 3—Software House Classification. Appendix 1—Table of Machines and Operating Systems by Microprocessors. Appendix 2—Glossary of Terms. Appendix 3—Software Houses — How to Update Your IMSD Listing. Index of Program Names.*

### For Beginners

**The Computers Are Coming** by Irv Brechner. Irv Brechner Publisher (P.O. Box 453, Livingston, NJ 07039), 1981, 92 pages, 6 x 9 inches, paperback. \$4.95

An introduction to computers written from a non-technical angle.

**CONTENTS:** *The Computers Are Coming. Don't Be Afraid... It Won't Bite You. Try It... You'll Like It. Nobody's Perfect. Thanks For The Memories. Always Willing and Able... Never Says "No". Runs Circles Around A Speeding Bullet! Doesn't Do Windows. If You Can Write in English. What Goes In Is What Comes Out. Hardware... Software... Who Cares! And, On Tonight's Program. Keeping Up With The Kids. Now It's Time For Fun and Games! Let's Go Down To The Corner Computer Store. No Mortgage Necessary! See You... On Line!*

### VIC

**Understanding Your VIC** by David Schultz. Total Information Services, Inc. (P.O. Box 921, Los Alamos, NM 87544), 1981, 140 pages, 10 6/8 x 8 3/8 inches, paperback.

A tutorial presentation on how BASIC works on the VIC. Contains step-by-step exercises for self-instruction.

**CONTENTS:** *Introduction—Assumptions Made About the User; Exercises; Programming; VIC Keyboard and TV Display; Notation; BASIC Overview. CBM BASIC Calculator Mode—Using Strings in CBM BASIC; Numeric and Fractional Values; Conversion of Data; Balance Your Checkbook in Calculator Mode; Reserved Words; Modes of Variables and Constants. Inputting A Program—Blanks; Multiple Program Statements;*

*Typing Mistakes; CBM BASIC Commands; 'STOP' and CONT. Getting Information Out of Your Program—Output Formats — Numeric Data; Output Formats — Character Strings; Spacing. Getting Information Into Your Program—Design Goals; INPUT; READ, DATA, and RESTORE. Data Representation—Largest Numeric Value; Smallest Numeric Value; Integer Range; Memory Space Used; Number of Significant Digits; Rounding. Using the Cassette for Program Storage—SAVE a Program; VERIFY a Program; LOAD a Program. Branching—GOTO; ON X GOTO. The IF Statement—THEN Form; GOTO Form; Multiple Statement. Subroutines—GOSUB; RETURN; ON X GOSUB. Strings—Legal String Names; Subscripted String Variables; Maximum String Length. Operations on Strings—Statements; Functions. Data Representation and Processing Programs—Number System Conversion Programs; Logical Operations Program. Subscripted Variables—Legal Subscripts; Dimensions. Program Design—Pseudo Code; Data Description; Typical BASIC Implementation. Color—Statement of the Problem; Refinement of the Solution; Pseudo Code of Get Choice; Pseudo Code of Set VIC; Miscellaneous Pseudo Code; Data Description; Writing the Program. Sound—The Problem; Restrictions; Sound Program Design; Refinement of the Solution; Data Definition; Writing the Program. Appendices—Appendix A: Program Listings; Appendix B: Data Processing Background.*

### Atari


**Atari BASIC, Learning By Using** by Thomas E. Rowley. Ing. W. Hofacker GmbH (53 Redrock Lane, Pomona, CA 91766), 1981, 73 pages, 8 x 5 1/2 inches, paperback. ISBN: 3-92-1682-86-X

A supplementary resource for learning BASIC programming on the Atari. Contains short programs and learning exercises. Appropriate for beginners as well as advanced users.

**CONTENTS:** *Introduction. Screen Drawings—German Flag; Design; Circle; Star; Cover Page; Symbols in Graphics 2. Special Sounds—Sound Effects; Musical Tune; Up and Down Sound; Audible Joystick. Keys, Paddles and Joysticks—Console Switches; Paddle Motion; Joystick Drawing; TAB; Key Control; Pick a Key. Specialized Screen Routines—Player-Missile Graphics; German Font; Mixed Mode Screen; Characters in Graphics 4, 6, and 8. Graphics and Sound Applications—Duel; Video Art; Guessing Game; Slot Machine; Linear X-Y Plot. PEEKs, POKEs, and Special Stuff. Appendix 1—Description of Memory Addresses. Appendix 2—Player Missile Memory Map. Appendix 3—Building a Display List. Appendix 4—Calculating Screen Position.*

MICRO





## The PERCOM 'M' Line

# Low-Cost Expansion for Your AIM, KIM or SYM Computer

Complete Disk Storage Systems from **\$599.95**

- **The right storage capacity** – Available in 1-, 2- and 3-drive systems, with either 40- or 80-track drives.
- **Flippy storage** – Flippy drives (optional) let you flip a diskette and store data and programs on the second recording surface.
- **High Storage Capacity** – Formatted, one-side storage capacity is 102 Kbytes (40-track drive), 205 Kbytes (80-track drive).
- **Proven Controller** – The drive controller design is the same as the design used in the Percom 680X LFD mini-disk system. This system – introduced in 1977 – has given reliable service in thousands of applications. Two versions are available: the MFD-C65 for the AIM-65 expansion bus, and the MFD-C50 for the System-50 (SS-50) bus.
  - Includes an explicit data separator circuit that's reliable even at the highest bit densities.
  - Provides for on-card firmware.
  - Includes a motor inactivity time-out circuit.
  - Capable of handling up to four drives.
  - Capable of reading both hard- and soft-sectored diskettes.
- **DOS included** – The MFD disk-operating system works with the AIM monitor, editor, assembler, Basic and PL/65 programs, interface is direct, through user I/O and F1, F2 keys. Diskette includes DOS source code and library of 20 utility commands.
- **Reliability assurance** – Drives are burned-in 48 hours, under operating conditions, to flag and remove any units with latent defects.
- **Full documentation** – Comprehensive hardware and software manuals are included with each system.


# PERCOM

PERCOM DATA COMPANY, INC.  
11220 PAGEMILL RD. DALLAS, TX 75243  
(214) 340-7081

Toll-Free Order Number: **1-800-527-1222**

PRICES AND SPECIFICATIONS SUBJECT TO CHANGE WITHOUT NOTICE

© 1981 PERCOM DATA COMPANY, Inc.  
PERCOM, MFD-C50, MFD-C65 and M65/50 are trademarks of Percom Data Company, Inc.  
AIM-65 is a trademark of Rockwell International, Inc.  
KIM is a trademark of MOS Technology Corporation  
SYM is a trademark of Synertek, Inc.



### Expand Your Computer with Proven System-50 Modules

The Percom M65/50 Interface Adapter connects your computer to Percom's System-50 (SS-50) motherboard, allowing you to expand your AIM, KIM or SYM with proven System-50 modules. You can add disk storage, memory modules, even a video display system. The M65/50 provides buffer-amplification of address, data and control lines. On-card decode circuitry lets you allocate address space either to the computer or to the expansion motherboard. Price: only \$89.95, including System-50 motherboard.

**System Requirements:** AIM-65, KIM or SYM computer with expansion bus and four Kbytes RAM (min).

Yes . . . I'd like to know more about Percom MFD drive systems.  
Rush me free literature.

Send to  
**PERCOM DATA COMPANY, Inc., Dept. 65-M**  
11220 Pagemill Rd. Dallas, TX 75243

name \_\_\_\_\_

address \_\_\_\_\_

city \_\_\_\_\_

state \_\_\_\_\_

zip \_\_\_\_\_

phone number \_\_\_\_\_

**MAIL TODAY!**

# ARTSCI explains why some word processing systems are better than others.

Let's begin with an easy to understand explanation of what a word processor is and how ARTSCI has created a professional system.

A word processing system is simply an easier, faster and less expensive way to type. With a modern word processor, documents are entered on a video screen instead of paper.

You can enter your first rough draft without concern about errors or spelling. Simply go back and insert letters, delete words and even move paragraphs with a few keystrokes. No document will ever have to be retyped.

## WORD PROCESSING AND THE APPLE II

The APPLE II is the most expandable, inexpensive micro-computer available today. It can perform almost any task, including word processing.

The standard APPLE II however, uses a 40 column video display. This display causes a serious word processing problem: How do you display a full sized 80 column letter? Most word processing programs available today do not solve this problem.



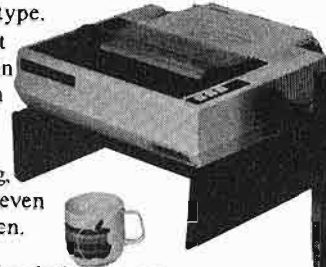
## THE MAGIC WINDOW

ARTSCI has developed the MAGIC WINDOW word processing system that incorporates the full power of a professional word processor and solves the APPLE'S display problem without expensive hardware.

The first feature of a professional word processing system is the ability to enter and edit data in a fast and friendly manner. The MAGIC WINDOW operates just like a standard typewriter. The electronic paper moves to the left across the video screen as you type. Almost any size document can be represented on the video screen. You can see the edges

of the paper through this MAGIC WINDOW as you type.

The rule is: What you see on the screen is what you'll get in print. However, if you print using proportional spacing, the result will look even better than the screen.



Apple is a trademark of Apple Computer Inc.

the standard APPLE II computer system.

This typewriter simulation, together with simple to use menu selection of functions and electronic editing abilities, creates the finest word processor available on the standard APPLE II.

## MAGIC SPELL

The second feature of an advanced word processor is the ability to find and correct mistakes. The most common mistakes in most documents is the misspelled word.

ARTSCI's MAGIC SPELL program will take any document you can create and find spelling errors. Over 14,000 commonly misspelled words are known to MAGIC SPELL. You can also add new words to the vocabulary at any time.

## ARTSCI TAKES THE WORK OUT OF WORD PROCESSING



For a more thorough explanation of the ARTSCI word processing system send for our free booklet.

## CUSTOM LETTERS

The third feature of a professional word processing system is the ability to alter a document by replacing names and other related data from mailing lists.

Form letters, invoices, and almost any document can be individualized by replacing names, addresses or any other personal data anywhere in the document using ARTSCI'S BASIC MAILER.


By using the BASIC MAILER you can take any mailing list and sort through the list by different criteria and print personalized letters with a few simple keystrokes.

## A COMPLETE SYSTEM

These three programs, THE MAGIC WINDOW, MAGIC SPELL AND THE BASIC MAILER, together form the only complete and professional word processing system available on

# artsci inc

Mail to:  
ARTSCI INC.  
10432 Burbank Blvd.  
North Hollywood,  
California 91601-9990  
(213) 985-2922



Name \_\_\_\_\_  
Company \_\_\_\_\_  
Address \_\_\_\_\_  
City \_\_\_\_\_ State \_\_\_\_\_ Zip \_\_\_\_\_  
Phone \_\_\_\_\_  
ST PE ML CC BY CA

# UTILITIES FOR THE COLOR COMPUTER

This versatile routine allows Color Computer users to dump or disassemble the 6809 or ASCII code in any section of memory, including the BASIC or expansion ROMs. The hex and ASCII dump output is titled and paginated. The disassembly output produced contains standard 6809 mnemonics. For learning about Color BASIC, and for writing machine language routines, the Inspector is an invaluable programming tool.

Leo E. Garrett  
P.O. Box 4946  
Brownsville, Texas 78520

My main interests in microprocessors are hardware and assembly language programming. For the past two years I have been using the Motorola TVBUG. It is a single board machine with a 6847 Color Video generator. One of the programs I wrote for it was a 4K BASIC with line-drawing commands.

Naturally, I was interested in the TRS-80C Color Computer. I recently managed to buy one with 16K RAM and Extended Color BASIC. The manuals, though comprehensive, contain little specific information on the interpreter or its subroutines. The machine language programmer was neglected again.

The TRS-80C Color BASIC ROMs have many subroutines that would be very useful to the machine language programmer if their entry points were only known. My first real program on my new 80C was aimed at that problem. The result was the Inspector.

The Inspector will help you dig around in the BASIC ROMs productively. Its two modes, hex dump and disassemble, produce titled listings on numbered pages. While it doesn't give you symbols and labels, it does give you access to the ROM routines.

## Hex Dump

Listing 1a is a sample of the hex dump function. It has a "LONG" option suited to 80 char/line printers and a "SHORT" option which fits eight bytes on one screen line for browsing. Beneath each hex byte it prints the ASCII equivalent. If you select the "CLEAR B7" option, it will ignore bit 7 when printing the ASCII. This is nice for those cases where bit 7 is used as a flag or confusion factor.

Hex dump makes it easy to pick out messages, command tables, and other data areas. If you're running the

disassembler and get screwy output, the hex dump helps you make a little more sense of it.

## Disassembler

The disassembler prints the selected number of lines in standard 6809 mnemonics, with a couple of exceptions. (See listing 1b.) My printer doesn't print brackets, so parentheses were substituted.

The 6809 doesn't have bit-specific instructions (SEC, CLI, etc.) for the condition code register. Instead, the

Listing 1a

```

**NONSENSE PROGRAM
**MICROWARE SDB80C ASSEMBLER
      ORG $3FC0
      TARGET EQU $FBD2      EXTERNAL
      DATA FCC 'NAM'
      FDB $C504      B7 SET IN 'E'
      BEGIN LEAX DATA,PCR
      ANDCC #$5E      CLEAR C,H,E
      PSHU X,Y,S
      DRCC #B3      SET F,I,V,C
      LEAS TARGET,PCR
      JSR +,B+      INDRCT INDX
      PULU D,PC,X      D=A+B
      STY +$40,X+
      END BEGIN      TRANSFER
  
```

\*\*\*NONSENSE:CLR B7/LONG OPTIONS\*\*\*

```

3FC0 4E 41 4D C5 04 30 8C F8 1C 5E 36 70 1A 53 32 8D
      N A M E . 0 . . . . . 5 2 .
3FD0 B9 00 AD F4 37 96 10 AF 98 40 41 C1 42 C2 43 C3
      9 . . . 7 . . / . 0 A A B B C C
  
```

Listing 1b

\*\*\*NONSENSE\*\*\*

```

3FC0 4E      ????
3FC1 41      ????
3FC2 4D      TSTA
3FC3 C5 04   BITB  #04
3FC5 30 8C F8 LEAX  $3FC0,PCR
3FC8 1C 5E   ANDC  #$5E (CLR C,H,E)
3FCA 36 70   PSHU  X,Y,S/U
3FCC 1A 53   DRCC  #03 (SET C,V,I,F)
3FCE 32 8D B900 LEAS  $FBD2,PCR
3FD2 AD F4   JSR   (,B)
3FD4 37 96   PULU  A,B,X,PC
3FD6 10AF 98 40 STY   ( 64,X)
3FDA 41      ????
3FDB C1 42   CMPB  #042
3FDD C2 43   SBCB  #043
3FDF C3 2033 ADDD  #02033
  
```

ORCC #nn and ANDC #nn instructions are used to set or clear flags. The disassembler specifies SET or CLR and lists the flags. It does the same for the CWAI #nn opcode.

For the indexed mode the disassembler prints the offset as a signed decimal number. This makes it a lot easier to see what is going where.

For the relative opcodes, the TARGET address is printed in hex. Again, it is much easier to see where the pointer is, or the destination of a branch. No hex arithmetic is required!

## ROM Cartridges

The Color Computer uses the FIRQ line to detect the presence of a ROM cartridge. I just put a sliver of tape over that pin when using Inspector with a cartridge. To use the ROM enter EXEC &HC000. (See figure 1.)

## Portability

I used Extended BASIC's hex operators extensively. If you are using a BASIC that doesn't have them, you must re-work those areas. Many methods for hex conversion have been

published. In many cases a simple substitution of decimal equivalents will be adequate. The subroutines that input and output hex will require more work.

The bare program, stripped of all REMs, takes 13K to run. Observe the guidelines in the first lines of the listing.

## Results

Table 1 shows some of the entry points and conditions I have uncovered. (There are many more.)

I had trouble with my tape recordings. The leader was too short, so the computer would try to read before the motor came up to speed. POKE &H92,1 triples the delay and all tape read operations are now good.

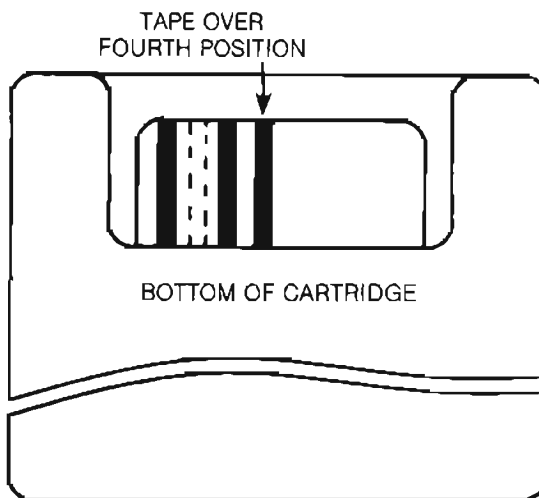


Figure 1

### VIGIL

Exciting, new games interactive language

- Easy to learn with 60+ powerful commands
- Double density graphics, large number display, sound!
- 9 complete programs including Breakout, SpaceWar, Antir, U.F.O., Maze
- PET/IBM version for OLD/NEW/4.0 ROMs and 8K of memory
- VIC version has color and enhanced sound (req. 32K memory expander)
- Comprehensive 50+ page manual U.S. & CANADA

VIGIL for PET/VIC w/8 games on cassette (diskette add \$3.00) \$35  
 VIGIL User's Manual (refundable with software order) \$10  
 VIGIL Interpreter Listing 16502 Assembler Language... \$25

FOREIGN  
 \$40  
 \$12  
 \$30

---

### VIC PET/CBM

#### TINY BASIC COMPILER - PET

A True compiler that turns your BASIC program into fast machine code

- Subset of PET BASIC compiles to 8502 machine code. Req. only 8K memory
- Has full floating point capabilities and functions
- Compiler listing available with 16K version (included)
- Can load compiled machine code anywhere in memory
- On cassette (add \$3.00 for diskette) U.S. & CANADA FOREIGN

TINY Basic Compiler OLD/NEW/4.0 ROMs/8032 with 8K memory \$25 \$30  
 TINY Basic User's Manual (refundable with software order) \$ 5 \$ 7

---

#### PET & APPLE II USERS TINY PASCAL

Structured language alternative to BASIC for PET or APPLE II includes:

- LINE EDITOR - creates, modifies and maintains source language
- COMPILER - converts your source to an executable P code format
- INTERPRETER - executes compiled P code. Features built-in TRACE
- CASE OF, WHILE, DO, IF THEN ELSE, REPEAT UNTIL, FOR-TODOWN TO, PROC, FUNC
- Graphics version has more GRAPHICS, PLOT, POINT, TEXT, INKEY, ABS, SQR
- APPLE II has lots & hires-COLOR, HGRAPHICS, HCOLOR, HPLDT, PDI, and TONE

U.S. & CANADA FOREIGN

TINY Pascal PLUS - GRAPHICS PET 32K NEW/4.0 ROMs/8032/diskette	\$50	\$55
TINY Pascal PLUS - GRAPHICS PET 32K NEW/4.0 ROMs/8032/cassette	\$55	\$60
TINY Pascal PLUS - GRAPHICS APPLE II 48K and DCS 3.2/3.3	\$50	\$55
TINY Pascal NON-GRAPHICS PET 16K/32K NEW/4.0 ROMs diskette	\$35	\$40
TINY Pascal NON-GRAPHICS PET 16K/32K NEW/4.0 ROMs cassette	\$40	\$45
TINY Pascal User's Manual (refundable with software order)	\$10	\$12
TINY Pascal 6502 Interpreter Listing GRAPHICS version	\$25	\$30

---

### PIPER-THE MUSIC MACHINE

Here's the simplest way yet to compose, conduct and play music on your VIC/PET. Complete music capability — play all note values, list and edit your music, easily handles repeats and rests. Written in fast machine language. Includes sample compositions and manual. VIC version does not require additional memory. PET version requires external CB2 speaker.

U.S. & CANADA FOREIGN

PIPER of PET/VIC on cassette (add \$3.00 for diskette)	\$25	\$30
PIPER User's Manual (refundable with software order)	\$ 5	\$ 7
PIPER 6502 Assembly Listing	\$25	\$30

---

### PET MACHINE LANGUAGE GUIDE

Now in its ninth printing. Learn the hidden talents of your OLD, NEW or 4.0 ROM PET/CBM with this easy to follow manual. Details 30 of the PET's built-in routines.

U.S. & CANADA FOREIGN

PET MACHINE LANGUAGE GUIDE for OLD, NEW or 4.0 ROMs	\$9	\$11
-----------------------------------------------------	-----	------

Orders prepaid in U.S. Dollars, VISA, MC, ACCESS, etc. Prices include postage.

**ABACUS SOFTWARE**  
 P. O. Box 7211  
 Grand Rapids, Michigan 49510  
**616 / 241-5510**

DP REG must be set to zero before calling.

\$A30A Write char in 'A' to screen  
 \$A2BF Write 'A' to printer  
 \$A1B1 Wait for key; Char returned in 'A'  
 \$A928 Clear screen, home cursor; 'X', 'B' changed  
 \$A393 Get line into buffer @ \$02DD; 'X' = \$02DC; End byte = 0  
 \$AC20 Move block of memory starting at top  
 \$41 = Destination top address  
 \$43 = Source top address  
 \$47 = Source bottom address  
 \$45 = Destination bottom address after move

**Table 1: TRS-80C subroutines discovered through the Inspector**

```

5 '***TYPE IN ONLY THE ACTIVE LINES. PROGRAM WILL NOT
6 ' RUN WITH ALL REMARKS LEFT IN!!!
7 '***ENTER 'PCLEAR 1' BEFORE ENTERING/LOADING
  PROGRAM
10 CLEAR 1500:GOSUB 70
15 '*MENU/HEADER
20 CLS:PRINT:PRINT"INSPECTOR 2.0"
30 PRINT"LEO E. GARRETT,9/4/81":PRINT:PRINT"SELECT:"
40 PRINT"1. DISASSEMBLER";PRINT"2. HEXDUMP"
50 INPUT"WHICH?";R:ON R GOTO 800,2,350
60 GOTO 20
65 '***SEARCHING STRING TABLES IS EASIER AND FASTER
  THAN
66 ' SEARCHING 'DATA' STATEMENTS
70 DIM CC$(7),IH$(20),EX$(15),PP$(7)
80 DIM LT$(11),LT(11),BT$(15),BT(15),AT$(15),AT(15)
90 DIM PF$(5),PF(5),PB(7),RG$(3),CT$(15),CT(15)
95 '*CONDITION CODE REG BITS
100 FOR I=0 TO 7:READ CC$(I):NEXT I
  
```

**Listing 2: Inspector Listing**

Listing 2 (Continued)

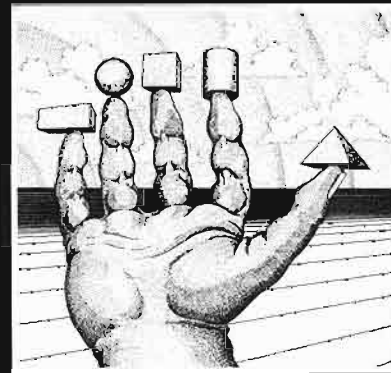
```

105 '*INHERENT OPCODE MNEMONICS AND CODES
110 FOR I=0 TO 20:READ IH$(I),TM$:IH(I)=VAL("&H"+TM$):NEXT I
115 '*EXG/TFR REG CODES
120 FOR I=0 TO 15:READ EX$(I):NEXT I
125 '*PSH/PUL REG FLAGS
130 FOR I=0 TO 7:READ PP$(I):NEXT I
135 '*NON-IMMEDIATE ACCUM/MEM CODES
140 FOR I=0 TO 11:READ LT$(I),TM$:LT(I)=VAL("&H"+TM$):NEXT I
145 '*RELATIVE CODES
150 FOR I=0 TO 15:READ BT$(I),TM$:BT(I)=VAL("&H"+TM$):NEXT I
155 '*ACC 'A'/REGS:OPCODES $00-$BF
160 FOR I=0 TO 15:READ AT$(I),TM$:AT(I)=VAL("&H"+TM$):NEXT I
165 '*ACC 'B'/REGS:OPCODES $C0
170 FOR I=0 TO 15:READ CT$(I),TM$:CT(I)=VAL("&H"+TM$):NEXT I
175 '*OPCODES/MNEMS FOR PREFIX $10:$11 NO TABLE
180 FOR I=0 TO 5:READ PF$(I),TM$:PF(I)=VAL("&H"+TM$):NEXT I
185 '*REG CODES FOR INDEXED POST-BYTE
190 FOR I=0 TO 3:READ RG$(I):NEXT I
200 RETURN
205 '*INPUT A HEX NMBR:NR SHOWS STATUS:DB HAS TWO-BYTE HEX
210 NR=0:INPUT KY$:IF KY$="" THEN RETURN
220 TY$=LEFT$(KY$,1)
230 IF TY$="0"AND TY$<="9" THEN NR=1:GOTO 260
240 IF TY$="A" AND TY$<="F" THEN NR=1:GOTO 260
250 NR=-1
260 IF NR=-1 THEN RETURN ELSE KY$="0000"+KY$
270 DB=VAL("&H"+RIGHT$(KY$,4)):RETURN
275 '*PUT TWO BYTE HEX IN LN$:SUPPLIE LDB ZERDES
280 IF DB<4096 THEN LN$=LN$+"0"
290 IF DB<256 THEN LN$=LN$+"0"
300 IF DB<16 THEN LN$=LN$+"0"
310 LN$=LN$+HEX$(DB):RETURN
315 '*ONE-BYTE HEX
320 IF SB<16 THEN LN$=LN$+"0"
330 LN$=LN$+HEX$(SB):RETURN
335 '*4 HX+SBC
340 GOSUB 280:LN$=LN$+" ":RETURN
345 '*2 HX+SBC
350 GOSUB 320:LN$=LN$+" ":RETURN
355 '*PRT DISASSEMBLED LINE:LN$=NMBR$:MN$=MNEMONIC:OP$=OPND
360 EX=0:SB=0:GOSUB 350:IF BY=1 THEN 400
365 '*OPCD FIRST:CHK MULTIBYTE INDEXED:IX IS INDX FLAG
370 IF IX<0 AND BY>2 THEN 500
380 IF BY=2 THEN SB=PEEK(PC+1):GOSUB 320
390 IF BY=3 THEN DB=(256*PEEK(PC+1))+PEEK(PC+2):GOSUB 280
400 PRINTLN$:TAB(19)MN$:TAB(25)OP$:NL=NL-1
405 '*CHK FOR ABORT AFTER EACH LINE
410 IF INKEY$="X" THEN EX=1
420 PC=PC+BY:IF LS=0 THEN RETURN
425 '*LS='PRINTER ON' FLAG
430 PRINT#-2,LN$:TAB(20)MN$:TAB(26)OP$:LC=LC-1
440 IF INKEY$="X" THEN EX=1
450 IF LC<0 THEN RETURN
455 '*LC=LINE COUNTER:SPACE AND PRINT HEADER
460 PRINT#-2,CHR$(10):PRINT#-2,TAB(32)PG:FOR I=1 TO 6
470 PRINT#-2,CHR$(10):NEXT I
480 PRINT#-2,"***":HD$:"***"
490 PRINT#-2,CHR$(10):PG=PG+1:LC=55:RETURN
500 SB=PEEK(PC+1):GOSUB 350
510 IF BY=3 THEN SB=PEEK(PC+2):GOSUB 320
520 IF BY=4 THEN DB=(256*PEEK(PC+2))+PEEK(PC+3):GOSUB 280
530 GOTO 400
535 '*SET PB(x) ACCORDING TO BITS IN BT:MSB=PB(7)
540 FOR I=7 TO 0 STEP -1:IF BT<255 THEN BT=BT-256
550 PB(I)=INT(BT/128):BT=BT*2:NEXT I:RETURN
555 '*TWO BYTE OFFSET:SIGNED
560 BT=(256*PEEK(PC+BY-2))+PEEK(PC+BY-1):GOTO 580
565 '*ONE BYTE OFFSET:SIGNED
570 BT=PEEK(PC+BY-1):GOTO 610
580 OS=BT:SN=0:IF BT<&HFFF THEN SN=1:OS=BT-&HB000
590 IF SN<0 THEN OS=OS-&HB000
600 RETURN
610 OS=BT:SN=0:IF BT<127 THEN SN=1:OS=OS-128
620 IF SN<0 THEN OS=OS-128
630 RETURN
635 '*5 BIT OFFSET:SIGNED
640 OS=BT:SN=0:IF BT<15 THEN SN=1:OS=OS-16
650 IF SN<0 THEN OS=OS-16
660 RETURN
665 '*COMPUTE TARGET:MAKE IT OPERAND
670 BT=PC+BY+OS:OP$="*":GOTO 689
675 '*MAKE TWO BYTE OPERAND(EXTENDED)
680 BT=(256*PEEK(PC+BY-2))+PEEK(PC+BY-1):OP$=OP$+"*"
689 IF BT<0 THEN BT=BT+65536:MAKE POSITIVE HEX
690 IF BT<4096 THEN OP$=OP$+"0"
700 IF BT<256 THEN OP$=OP$+"0"

```

(Continued)

## EXPAND YOUR APPLE'S CORE



Advanced Operating Systems presents this unique, disk-based programming-aids package written for use on Apple II microcomputers with 48K of RAM. The APPLE-AIDS package contains 12 programs written in Applesoft and machine language compatible with DOS 3.3 and DOS 3.2.

APPLE-AIDS contains the following Apple\* utilities:

CREATE EXEC FILES	BASE CONVERT
EDIT EXEC FILES	DISK COPY
FORMAT BLANK DISK	DISK EDITOR
IMPROVED DIRECTORY	DISK MAP
SECTOR LISTING	KILL DOS
UNDELETE FILES	TEXT DUMP

APPLE-AIDS allows review and manipulation of files, byte by byte or string by string. DOS can be removed from any disk, freeing up 8,000 bytes of storage space. The package also provides you with the useful ability to re-activate recently "deleted" files which were "killed" by mistake.

Also included is a 50-plus-page user's operations manual detailing all of the instructions and capabilities of this powerful utilities package. It can be used with an Apple II with Applesoft or an Apple II Plus.

Let Advanced Operating Systems show you 12 ways to grow a better Apple\*!

Now available at your local software dealer, or call (800) 348-8558 to order. (Indiana residents, call (219) 879-4693.) MasterCard and VISA accepted.

### Advanced Operating Systems

450 St. John Road  
Michigan City, IN 46360

\*Apple II and Apple II Plus are registered trademarks of Apple Computer, Inc.

**Listing 2 (Continued)**

```

710 IF BT(16 THEN OP=OP*+"0"
720 OP=OP+HEX$(BT):RETURN
730 OP=OP*+"$":BT=PEEK(PC+BY-1):GOTO 710
735 '*PRTR INIT PARAMS FOR DKIDATA=80:
      SETS 64 COLMN,10 CPI
740 OPEN"D",-2,CHR$(13):PRINT#-2,CHR$(&H1B):"B"
750 LC=56:PG=0:LS=1
760 PRINT:INPUT " NAME":HD$:GOSUB 460
770 CLS:PRINT"'X' ABORTS LISTING"
780 PRINT"SHIFT 'a' SUSPENDS LISTING"
      :PRINT"enter RESUMES"
790 RETURN
795 '**DISASSEMBLER MENU:'X' RETURNS TO PREVIOUS STEP
796 ' 'Z' RETURNS TO START
800 CLS:PRINT:PRINT"DISASSEMBLER":EX=0
810 LS=0:INPUT "PRINTED LISTING (Y/N)":KY$
820 IF KY$="Y" THEN GOSUB 740:GOTO 850
830 IF KY$="X" THEN 800
840 IF KY$="Z" THEN 20
850 EX=0:PRINT:PRINT"BEGIN ADDRESS:":GOSUB210
860 IF NR()1 THEN 830
870 PC=DB
880 PRINT:PRINT"NMBR LINES":INPUT KY$
      :IF KY$="X" THEN 800
890 IF KY$="Z" THEN 20
900 NL=VAL(KY$)
910 IF NL=0 THEN NL=1
920 GOTO 970
930 '*ERRPRT
940 MN$="???":BY=1:GOSUB 360:GOTO 970
950 '*NORMPRT
960 GOSUB 360:**FALL THRU
965 '**ACTUAL DISASSEMBLE RTN
970 IF NL=0 THEN 880 ELSE IX=0:PF=0:RF=0:BY=0
      :RN=0:BT=0
975 '**SET VARIABLES; CHECK FOR ABORTED LISTING
980 IF EX=1 THEN 850
990 LN$="":MN$="":OP$=""
995 '**PRT PGM CNTR: GET OPCODE
1000 DB=PC:GOSUB 340:OC=PEEK(PC)
1005 '*SEE IF PREFIXED FIRST
1010 IFDC=&H10 OR OC=&H11 THEN 1350
1020 LN$=LN$+" "
1025 '*BWI GETS SPECIAL HANDLING
1030 IF OC=&H3F THEN 1320
1035 '*LBSR/LBRA LIKEWISE! 'BSR' HAS AMBIGUOUS OPCODE
1040 IF OC=&H16 OR OC=&H17 THEN 1510
1050 IF OC=&H6D THEN MN$="BSR":GOTO 1570
1055 '*ROUTE BRANCHES
1060 IF OC)&H1F AND OC (&H30 THEN 1530
1065 '*ROUTE ACCUM/REGS(IMDT)
1070 IF OC)127 THEN 1730
1075 '*CHECK INHERENTS
1080 F=0:FOR I=0 TO 20:IF OC(<)IH(I) THEN 1100
1090 F=1:MN$=IH(I):GOTO 1110
1100 NEXT I
1105 '*NOT FNDIGD CHK LOTABL; IF FOUND,
      CHK EXCEPTIONS
1110 IF F=0 THEN 1610
1115 '*WEED LEAK TO INDEX MODE
1120 IF OC)=&H30 AND OC(<=&H33 THEN 1870
1125 '*WEED PSH/PUL
1130 IF OC)&H33 AND OC(<=&H3B THEN 1190
1135 '*WEED COND CODE OPS
1140 IF OC=&H3C OR OC=&H1A OR OC=&H1C THEN 1230
1145 '*TFR/EXG OPS
1150 IF OC=&H1E OR OC=&H1F THEN 1170
1155 '*PRT ONE-BYTE INHERENT
1160 BY=1:GOTO 960
1165 '**TFR/EXG; LFT NIBL='FROM'; RT NIBL='TO'
      :EX$(X)=REG
1170 BT=PEEK(PC+1):LN=INT(BT/16):RN=BT-(LN*16)
1180 OP$=EX$(LN)+","+EX$(RN):BY=2:GOTO 960
1185 '*PSH/PUL-PP$=REG: PB(X)=BIT IN POSTBYTE
1190 BT=PEEK(PC+1):GOSUB 540:FOR I=0 TO 7
1200 IF PB(I)=0 THEN 1210 ELSE OP$=OP$+PP$(I)+","
1210 NEXT I: MID$(OP$,LEN(OP$),1)=" "
1220 BY=2:GOTO 960
1225 '*SET/CLR BITS IN COND CODE REG
      :CC$ HAS FLAG NAMES

```

# SOUTHEASTERN MICRO SYSTEMS

1080 IRIS DRIVE  
 CONYERS, GEORGIA 30207  
 404-922-1620

## ST-02 VIDEO BOARD

### SCREEN FORMAT

- ST-02 HAS FOUR SCREEN FORMATS SWITCH SELECTABLE:
  - 16 x 32
  - 16 x 64
  - 20 x 80
  - 24 x 80

### CHARACTER FORMAT

- ST-02 HAS TWO CHARACTER GENERATORS:
  - MC6674 5x7 Matrix
  - 2716 User Programmable 5x7 Matrix
- CHARACTER GENERATORS ARE SWITCH SELECTABLE ON RESET OR MAY BE CHANGED UNDER SOFTWARE CONTROL.

### IO INPUT/OUTPUT

- KEYBOARD INPUT IS 7 OR 8 BIT ASCII ENCODED WITH ACTIVE LOW STROBE.
- TERMINAL IS STANDARD RS-232.
- SELECTABLE BAUD RATES OF 300, 600, 1200, 2400, 4800, 9600.
- PRINTER OUTPUT IS PARALLEL 7 OR 8 BIT WITH ACK. THIS PORT MAY BE USED AS SERIAL TO PARALLEL CONVERTER OR MAY BE USED IN SCREEN PRINT FUNCTION.

- THE ST-02 IS A STAND ALONE VIDEO CONTROLLER UTILIZING THE 6802 CPU AND 6845 VIDEO CONTROLLER.
- THE SIZE OF THE BOARD IS 7 1/2" x 8 1/4".
- POWER SUPPLY REQUIREMENTS: 3 amps @ +5 vdc  
 100 ma. @ +12 vdc  
 100 ma. @ -12 vdc
- VIDEO OUTPUT IS COMPOSITE VIDEO

### CURSOR FORMAT

- |                  |                     |
|------------------|---------------------|
| BLOCK CURSOR     | UNDERLINE CURSOR    |
| NON-BLINK CURSOR | BLINKING CURSOR     |
| BLINKING BLOCK   | BLINKING UNDERLINES |

### CONTROL CHARACTERS

- |                          |                              |
|--------------------------|------------------------------|
| CTL J - LINE FEED        | CTL L - FORWARD SPACE CURSOR |
| CTL K - CLEAR SCREEN     | CTL M - CARRIAGE RETURN      |
| CTL X - UPLINE           | CTL N - KEYBOARD UNLOCK      |
| CTL G - BELL             | CTL O - KEYBOARD LOCK        |
| CTL H - BACKSPACE CURSOR | CTL A - HOME CURSOR          |

### ESCAPE COMMANDS

- |                         |                                 |
|-------------------------|---------------------------------|
| SEND CURSOR LOCATION    | DEACTIVATE PRINTER              |
| CURSOR POSITION REQUEST | PRINT SCREEN                    |
| INVERSE VIDEO           | ACTIVATE CRT & PRINTER          |
| ACTIVATE PRINTER        | SWITCH CHARACTER GENERATOR ROMS |

THESE ARE ONLY A FEW!!!

Assembled  
 \$325.00

Kit  
 \$275.00

Char. Gen. 2716 Eprom  
 \$15.00

Bare Board  
 With Monitor EPROM  
 \$100.00

Bare Board  
 \$75.00

US SHIPPING \$3.50, FOREIGN ADD 10%  
 (US FUNDS ONLY)

Master Charge, Visa, American Express Accepted

```

1226 '*LINE 730 SET PB(x)
1230 BT=PEEK(PC+1);GOSUB 540;OP$="#":BY=2;GOSUB 730
1240 IF OC=&H1A THEN 1290
1245 '*ANDC,CWAI CLEAR FLAGS
1250 OP$=OP$+" (CLR ":FOR I=0 TO 7
1260 IF PB(I)=0 THEN OP$=OP$+CC$(I)+", "
1270 NEXT I
1280 MID$(OP$,LEN(OP$),1)="":GOTO 950
1285 '*ORCC SETS FLAGS
1290 OP$=OP$+" (SET ":FOR I=0 TO 7
1300 IF PB(I)=1 THEN OP$=OP$+CC$(I)+", "
1310 NEXT I:GOTO 1280
1315 '*MNS SET FOR PROPER 'SWI' BY PREFIX
1320 IF PF=0 THEN MNS="SWI":GOTO 1160
1330 IF PF=&H10 THEN MNS="SWI2":GOTO 1160
1340 IF PF=&H11 THEN MNS="SWI3":GOTO 1160
1345 '*PREFIX OPB:SET PF,GET OPCODE
1350 PF=OC:SB=OC:GOSUB 320:PC=PC+1:OC=PEEK(PC)
1355 '*CHK SWI
1360 IF OC=&H3F THEN 1320
1365 '*CHK REG/ACCUM OPCODES
1370 IF OC<127 THEN 1400
1375 '*CHK LONG REL BRANCH
1380 IF OC=&H20 AND OC<&H30 THEN 1530
1385 '*INVALID OPCODE
1390 GOTO 940
1395 '*SET UP TO SEARCH PF TABLE
1396 ' USE DUMMY IMMEDIATE OPCODE
1400 SC=0:LN=INT(OC/16):RN=OC-(16*LN):BC=&H80:RN
1405 '*WEED PAGE 2 CODES
1410 IF PF=&H11 THEN 1480
1415 '*ALTER DUMMY IF NEEDED
1420 IF LN=11 THEN SC=8C:&H40
1425 '*ONLY 6 PAGE 1 CODES
1430 FOR I=0 TO 5:IF SC<>PF(I)
    THEN 1470 ELSE MNS=PF$(I)
1440 IF LN=11 THEN LN=LN-4
1445 '*WEED 'STORE IMMEDIATE'
1450 IF OC=&H9F OR OC=&H8F THEN 940
1455 '*PROCESS ADDRESS MODE
1460 GOTO 1780

```

```

1470 NEXT I:GOTO 940
1475 'PAGE 2 OPCODES
1480 IF RN=3 THEN MNS="CMPI":SC=1
1490 IF RN=12 THEN MNS="CMPB":SC=1
1500 IF SC=1 THEN 1440 ELSE 940
1505 '*RELATIVE BRANCHES
1510 BY=3:IF OC=&H17 THEN MNS="LBSR ":GOTO 1600
1520 MNS="LBRA ":GOTO 1600
1530 F=0:FOR I=0 TO 15
1540 IF BT(I)<>OC THEN 1560 ELSE MNS=MNS+BT$(I)+", "
1550 F=1:GOTO 1570
1560 NEXT I
1565 '*INSERT 'L' IF LONG BRANCH
1570 BY=2:IF PF=&H10 THEN BY=3:GOTO 1590
1580 GOSUB 570:GOSUB 670:GOTO 960
1590 MNS="L"+MNS
1600 GOSUB 560:GOSUB 670:GOTO 960
1605 '*LOTBL-OTHER OPCODES (&B0)USES RT NIBL AS KEY
1606 ' LFT NIBL FOR ADDRESS MODE
1610 LN=INT(OC/16):RN=OC-(LN*16)
1620 IF OC=&H4E OR OC=&H5E THEN 940
1630 F=0:FOR I=0 TO 11:IF RN<>LT(I) THEN 1650
1640 MNS=LT$(I):F=1:GOTO 1650
1650 NEXT I:IF F=0 THEN 940
1655 '*LFT NIBL=4/5 FOR INNERENT
1660 IF LN=4 THEN MNS=MNS+"A":BY=1:GOTO 960
1670 IF LN=5 THEN MNS=MNS+"B":BY=1:GOTO 960
1680 IF LN<>0 THEN 1700
1685 '*LN=0 FOR DIRECT
1690 BY=2:GOSUB 730:GOTO 960
1700 IF LN<>7 THEN 1870
1705 '*LN=7 FOR EXTENDED: LN=6 FOR INDEXED
1710 BY=3:GOSUB 680:GOTO 960
1720 GOTO 940
1725 '*ACCUM/REGS: NO PREFIX. LN FOR A/B TEST
    AND MODE
1726 ' RN USED FOR KEY
1730 LN=INT(OC/16):RN=OC-(LN*16)
1740 IF LN=11 THEN 1840
1745 '*A' ACCUM
1750 FOR I=0 TO 15:IF RN<>AT(I) THEN 1770
1760 MNS=AT$(I):GOTO 1780
1770 NEXT I:GOTO 940

```

(Continued)

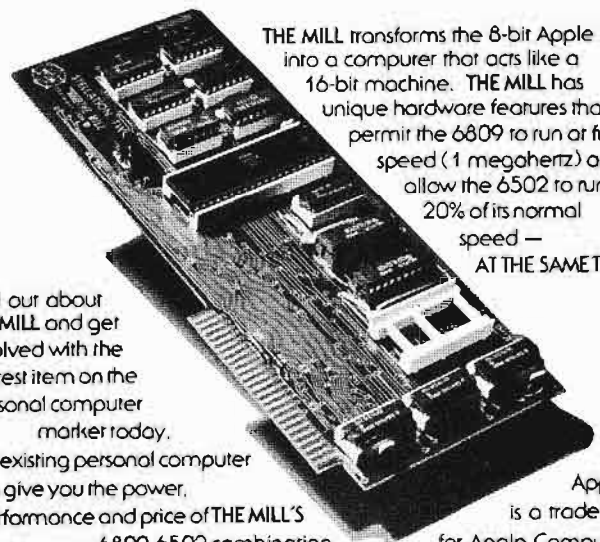
# Your Apple too slow? Not anymore...

Now you too can write 6809 programs for your Apple II that are DOS 3.3 compatible. But you don't have to stop there, you can also program your Apple II's 6502 and the 6809 of THE MILL to run SIMULTANEOUSLY.

THE ASSEMBLER DEVELOPMENT KIT, including THE MILL, is a full feature assembler, designed to use the rex editing system of your choice. The system will also boost your computer programming productivity, since the 6809 is today's easy to learn and program computer. Take advantage of the 8-bit 6502 and the 16-bit abilities of the 6809 running at the same time, create your own MULTIPROCESSING ENVIRONMENT on the Apple II.

Pur THE MILL into your Apple II and get power, performance and price matched by no other personal computer. STELLATION TWO offers a full 1 year warranty and a 60 day money back guarantee, if you're not completely satisfied with the power of THE MILL.

Shop around, then compare the service, quality, price and power of THE MILL. Take this ad to your local Apple Dealer and see the endless possibilities of adding THE MILL to your Apple II.

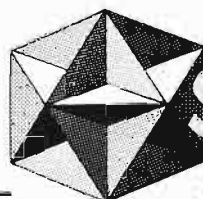


THE MILL transforms the 8-bit Apple II into a computer that acts like a 16-bit machine. THE MILL has unique hardware features that permit the 6809 to run at full speed (1 megahertz) and allow the 6502 to run at 20% of its normal speed —  
**AT THE SAMETIME!**

Find out about THE MILL and get involved with the hottest item on the personal computer market today.

No existing personal computer can give you the power, performance and price of THE MILL'S 6809-6502 combination.

Apple II is a trademark for Apple Computer, Inc.



## STELLATION TWO

P.O. BOX 2342 - N8  
SANTA BARBARA, CA. 93120  
(805) 966-1140





Listing 2 (Continued)

```

1775 '*IMMEDIATE MODE. 2 OR 3 BYTES?
1780 IF LN=8 THEN OP$="*" + OP$ ELSE 1810
1790 IF RN=3 OR RN=12 OR RN=14 THEN BY=3
      :GOSUB 680:GOTO 960
1800 BY=2:GOSUB 730:GOTO 960
1805 '*DIRECT MODE
1810 IF LN=9 THEN BY=2:GOSUB 730:GOTO 960
1820 IF LN()&HB THEN 1870
1825 '*EXTENDED MODE
1830 BY=3:GOSUB 680:GOTO 960
1835 '* 'B' ACCUM
1840 FOR I=0 TO 15:IF RN()CT(I) THEN 1860
1850 MN$=CT$(I):LN=LN-4:GOTO 1780
1860 NEXT I:GOTO 940
1865 '*INDEXED MODE; POSTBYTE TELLS ALL!
1866 ' SET PB(X) ACCDNO TO BITS IN POSTBYTE
1870 IX=1:PB=PEEK(PC+1):BT=PB:GOSUB 540
1880 LN=INT(PB/16):RN=PB-(LN*16)
1885 '*LSR LFT NIBL;ERASE INDIRECT TO MAKE REG CODE
1890 RG=INT(LN/2):IF RG)3 THEN RG=RG-4
1895 '*GET REG NAME
1900 RG$=RG$(RG)
1905 '*POSTBYTE HAS +, - 5 BIT OFFSET IF POSITIVE
1910 IF PB)127 THEN 1940
1915 '* FIVE BIT OFFSET, NO INDIRECT
1920 BT=PB-(RG*32):GOSUB 640
1930 OP$=STR$(OS)+"", "+RG$:BY=2:GOTO 960
1935 '*ROUTE OPS;TWO LINES USED FOR CLARITY
      (16 NMBRS ALLOWED)
1940 IF RN)7 THEN RN=RN-7:GOTO 1960
1945 '*RT NIBL HAS CODE FOR MODE/REG INDEXED
1950 ON RN+1 GOTO 2010,2020,2030,2040,2050,2060,
      2060,940
1960 ON RN GOTO 2070,2090,940,2100,2110,2130,940,1970
1965 '*INDIRECT EXTENDED
1970 BY=4:GOSUB 680
1975 '*CHK INDIRECT FLAG
1980 IF PB(4)=1 THEN OP$="(" + OP$+"")
1990 GOTO 960
1995 '*ZERO OFFSET
2000 BY=2:OP$="", "+RG$:GOTO 1980
2010 BY=2:OP$="", "+RG$+"":GOTO 1980
2020 BY=2:OP$="", "+RG$+"":GOTO 1980
2030 BY=2:OP$="", "--RG$:GOTO 1980
2040 BY=2:OP$="", "--RG$:GOTO 1980
2050 BY=2:OP$=" 'B', "+RG$:GOTO 1980
2060 BY=2:OP$=" 'A', "+RG$:GOTO 1980
2065 '*8 BIT OFFSET
2070 BY=3:GOSUB 570
2080 OP$=STR$(OS)+"", "+RG$:GOTO 1980
2085 '*16 BIT OFFSET
2090 BY=4:GOSUB 560:GOTO 2080
2100 BY=2:OP$=" 'D', "+RG$:GOTO 1980
2105 '*8 BIT OFFSET;PGM CNTR RELATIVE
2110 BY=3:GOSUB 570:GOSUB 670
2120 OP$=OP$+"", PCR):GOTO 1980
2125 '*16 BIT OFFSET; PC RELATIVE
2130 BY=4:GOSUB 560:GOSUB 670:GOTO 2120
2140 DATA C, V, Z, N, I, H, F, E
2150 DATA NOP, 12, MUL, 3D, ABX, 3A, CWA1, 3C, DAA, 19, EXD,
      1E, PSHS, 34
2160 DATA PSHJ, 36, PULS, 35, PULU, 37, RTI, 3B, RTS,
      39, SEX, 1D
2170 DATA SYNC, 13, TFR, 1F
2180 DATA LEAX, 30, LEAU, 33, LEAS, 32, LEAV, 31, ANDC, 1C,
      ORCC, 1A
2190 DATA D, X, Y, U, S, PC, ?, ?, A, B, CC, DP, ?, ?, ?
2200 DATA CC, A, B, DP, X, Y, S/U, PC
2210 DATA ASL, 8, ASR, 7, CLR, F, COM, 3, DEC, A, INC, C, LSR, 4
2220 DATA JMP, E, NEG, 0, RDL, 9, RDR, 6, TST, D
2230 DATA BCC, 24, BCS, 25, BEQ, 27, BGT, 2E, BHI, 22, BLE, 2F
2240 DATA BLS, 23, BLT, 2D, BMI, 2B, BNE, 2E, BPL, 2A, BRA, 20
2250 DATA BRN, 21, BVC, 2B, BVS, 29, BGE, 2C
2260 DATA STA, 7, SUBA, 0, CMPA, 1, SBCA, 2, SUBD, 3, ANDA, 4
2270 DATA BITA, 5, JSR, D, LDA, 6, EDRA, 8, ADCA, 9, ORA, A
2280 DATA ADDA, B, CMPX, C, LDX, E, STX, F
2290 DATA STB, 7, SUBB, 0, CMPB, 1, SBGB, 2, ADDD, 3, ANDB, 4
2300 DATA BITB, 5, LDB, 6, EDRB, 8, ADCB, 9, ORB, A
2310 DATA ADDB, B, LDD, C, STD, D, LDU, E, STU, F
2320 DATA CMPD, 83, CMPY, 8C, LDY, 8E, STY, 8F, LDS, CE, STS, CF
2330 DATA X, Y, U, S
2340 '****HEXDUMP
2350 EX=0:LN$="":CLS:PRINT:PRINT"HEXDUMP OPTIONS"
2360 LL=8:PRINT"LINE LENGTH: S=32, L=64":INPUT KY$
2370 IF KY$="X" THEN 2350

```

```

2380 IF KY$="Z" THEN 20
2390 IF KY$="L" THEN LL=1E
2400 PRINT"ASCII: N=NORMAL;C=CLR B7":INPUT KY$
2405 '*CF=1 IGNORES BIT 7 IN ASCII PRINT
2410 IF KY$="C" THEN CF=1 ELSE CF=0
2420 IF KY$="X" THEN 2360
2430 IF KY$="Z" THEN 20
2440 LS=0:INPUT"PRINTED LISTING? (Y/N)":KY$
2450 IF KY$="Y" GOSUB 740
2460 PRINT:PRINT"ADDRESS":GOSUB 210
      :IF KY$="X" THEN 2350
2470 IF KY$="Z" THEN 20
2480 IF NR()1 THEN 2460
2490 PC=DB
2500 INPUT"NUMBER OF LINES":NL$:IF NL$="X"
      THEN 2460
2510 IF NL$="Z" THEN 20
2520 NL=VAL(NL$):IFNL=0 THEN NL=1
2525 '*SET UP AND PRINT HEX
2530 IF NL=0 THEN 2500 ELSE LN$="":DB=PC:GOSUB 340
2540 FOR I=PC TO PC+LL-1
2550 SB=PEEK(I):GOSUB 350:NEXT I:PRINT LN$
2555 '*CHECK ABORT AFTER EACH LINE
2560 IF INKEY$="X" THEN 2460
2570 IF LS=0 THEN 2590
2580 PRINT#-2, LN$
2585 '*BLANK BELOW PC:PRINT ASCII
2590 LN$="":FOR I=PC TO PC+LL-1
2600 LN$=LN$+"":BT=PEEK(I):IF CF=0 THEN 2620
2610 IF BT(12B THEN 2620 ELSE BT=BT-128
2620 IF BT)H20 OR BT)H5F GOTO 2640
2630 LN$=LN$+CHR$(BT)+"":GOTO 2650
2640 LN$=LN$+" ".
2650 NEXT I:PRINT LN$:NL=NL-1
2660 IF INKEY$="X" THEN 2460
2670 PC=PC+LL:IF LS=0 THEN 2530
2675 '*LINES ARE COUNTED BY TWO'S
2680 PRINT#-2, LN$:LC=LC-2:IF LC()0 THEN 2530
2690 GOSUB 460:GOTO 2530

```

MICRO

OSI COMPATIBLE HARDWARE

- IO-CA10X SERIAL PORT** \$125  
ACIA based RS-232 aerial printer port. DIP SWITCH selectable baud rates of 300-9600. Handshaking (CTS) input line is provided to signal the computer when the printer buffer is full. Compatible with OS-85U V1.2 and OS-85D.
- IO-CAP PARALLEL PORT** \$178  
Centronics Standard Parallel printer interface for OSI computers. The card comes complete with 10 ft. of flat ribbon cable. Compatible with OS-85D and OS-85U software.
- IO-CARD DIABLO PARALLEL PORT** \$175  
DIABLO 12 BIT WORD Parallel port for use with word processor type printers. Complete with 10 ft. cable. Compatible with OS-85U software.
- IO-LEVEL 3 MULTI-USER EXPANSION** \$450  
Provides 3 printer interfaces currently supported by OSI-Serial, Centronics Parallel, Diablo Parallel. 4K of memory at 0000 for Multi-user executive. 4 Port serial cluster. The LEVEL 3 card allows expansion of an OSI C3 machine up to 4 users with appropriate additional memory partitions.
- 24MEM-CMG...\$300**      **16MEM-CMG...\$200**      **8 MEM-CMG...\$210**  
24K memory card is available at 3 different populated levels. All cards are fully socketed for 24K of memory. The card uses 21 14-300ns chips. DIP SWITCH addressing is provided in the form of one 16K block and one 8K block. Also supports DIP SWITCH memory partition addressing for use in multi-user systems.
- FL470 FLOPPY DISK CONTROLLER** \$180  
OSI-Type floppy disk controller and real time clock. Will Support 5 1/4" or 8", Single or double-sided drives. Requires drives with separated data and clock outputs.
- BIO-1000 BARE I/O CARD** \$50  
Super I/O Card. Supports 8K of 2114 memory in two DIP SWITCH addressable 4K blocks. 2 18 Bit Parallel Ports may be used as printer interfaces. 5 RS-232 Serial Ports with CTS & RTS handshaking. With manual and Molex connectors.
- 8MEM-CMG BARE MEMORY CARD** \$50  
Bare 24K memory card, also supports OSI-type real time clock and floppy disk controller. With manual and Molex connectors.
- 886 PROTOTYPE CARD** \$35  
Prototype board holds 96 14 or 16 pin IC's. Will also accommodate 18, 24, or 40 pin IC's. Row and column zone markings, easy layout. 1/2" epoxy glass P.C. board.
- C1P-EXP EXPANSION INTERFACE** \$85  
Expansion for C1P 800 or 610 boards to the OSI 48 Pin Buss. Uses expansion socket and interface circuitry to expand to 48 Pin Backplane. Requires one slot in backplane.
- BP-680 BACKPLANE** \$47  
Assembled 6-slot backplane with male Molex connectors and termination resistors.
- DSK-SW DISK SWITCH** \$29  
A circuit when added to OSI Minifloppy systems extends the life of drives and media. Accomplish this by shutting off Minifloppy Spindle motor when system is not accessing the drive. Complete KIT and manual.

D&N MICRO PRODUCTS, INC.


3684 N. Wells Street Ft. Wayne, Indiana 46808  
219/485-6414

TERMS: Check or money order Add \$2 Shipping, Outside U.S. add 10%.

# VersaWriter & APPLE II: The Keys to Unlimited Graphics

## DRAWING TABLET

Although VersaWriter operates on a simple principle, it produces graphics which match or exceed those of other digitizers. Rugged construction, translucent base, easy to use — plugs directly into APPLE II.




## GRAPHICS SOFTWARE

Easily the most capable and complete graphics software for the home computer available. Fast fill drawings in 100 colors. All text in five sizes, compile and display shapes, edit, move and much more!

## UNIQUE OFFER

See VersaWriter at your local dealer and pick up a copy of our demonstration disk. The complete VersaWriter hardware and software package is a real bargain at \$299. For more information call or write:



## EZ Port Will Solve Your Game I/O Problem!

How many times have you gone through the hassle of changing from game paddles to joystick, VersaWriter, or any other device using the game I/O? First, you have to remove whatever is sitting on top of the Apple—a video terminal, disk drives, printer, etc.

Next you remove the computer cover and try to see what you're doing as you switch plugs to the I/O. Then you replace the computer cover and whatever was on top of the Apple.

After all this, you find that you can't run the program because the I/O device is plugged in backwards or is 'off by a pin'.

Sound familiar?

## EZ PORT GAME I/O EXTENDER FOR APPLE II

### WHAT IS EZ PORT?

EZ Port is a specially designed extension unit for the Apple game I/O port. It's a board with a socket and a two foot long cable which plugs into the internal I/O port. You attach EZ Port wherever you prefer on the outside—on the side, the back, or on top.

EZ Port has a ZIP DIP II socket (ZIP=zero insertion force). These sockets are meant to be plugged into many times and will not wear out like ordinary sockets. All you do is plug in the appropriate device (joystick, paddles, etc.) and flip the switch to the ON position. No pressure is exerted on the 16-pin plug until you switch, so all the connectors will last longer, too!



## EZ PORT MAKES GAME I/O CHANGES CONVENIENT, QUICK & SAFE.

Suggested price **\$24.95**  
Ask your local computer retailer for EZ Port, or contact:

**VersaComputing, Inc.**  
3541 Old Conejo Rd. Suite 104  
Newbury Park, CA 91320  
(805) 498-1956

Dealers inquiries welcome.

Apple and Apple II are registered trademarks of Apple Computer, Inc.

ZIP DIP is a trademark of Textool Products, Inc.



# Versa Computing, Inc.

3541 Old Conejo Road, Suite 104  
Newbury Park, CA. 91320 (805)498-1956

# Now You Have "The Choice"

*Reliability, Quality and Performance at a reasonable Price. Systems International, Inc. is pleased to offer an alternate to Ohio Scientific microcomputers. Our systems are 100% compatible to OSI OS-65D and OS-65U software to preserve your software development investment. Just load your present floppies and run; no conversion of software needed or required. Compare the Following Facts and Make "The Choice."*

## **Ohio Scientific, Incorporated Standard Features C2-OEM**

48K Memory, 1 MHz  
One Serial Port  
Dual 8" Single Sided Floppies  
Plug in Boards with Many Connections  
120 Volt 60, Hz Operation Only  
90-Day Warranty  
Weight 80 Pounds  
Size W17" x H9½" x D23½"

### **Extra Cost Items**

Second Serial Port  
Parallel Port  
2 MHz

## **Systems International, Incorporated Standard Features The Choice II**

48K Memory, 2 MHz  
2 Serial Ports, 1 Parallel Port  
Dual 8" Double Sided Floppies  
Single Board Construction for Reliability  
120/240 Volt 50/60 Hz Operation  
180-Day Warranty  
Weight 40 Pounds  
Size W12½" x H13½" x D16"  
Shippable by UPS in Factory Carton

### **Extra Cost Items**

*None*

## **Now Compare the Bottom Line and Make "The Choice"**

**Total Retail \$4,925.00 \***

**Total Retail \$4,525.00**  
**240 Volt 50 Hz Operation add \$50.00**

Future plans include the "Choice III" which is 100% compatible to the OSI C2-D 8" Winchester System. Also Multi-user Winchester Hard Disk System that is 100% compatible with Ohio Scientific OS-65U Level 3 Software.

**REMEMBER — THERE IS "THE CHOICE" TO CHOOSE A BETTER SYSTEM!**

Domestic and International Dealer and Distributor Inquiries are Invited. Discounts to 40%

\* Ohio Scientific Price List June/July 1981

*Systems International Incorporated*

15920 Luanne Drive  
Gaithersburg, Maryland 20760  
U.S.A.  
Tel. (301) 977-0100 Twx# 710-828-9703



500 Chesham House  
150 Regent Street  
London W1R 5.F.A England  
Tel. 01-439-6288 Tlx 261426



BOX 120  
ALLAMUCHY, N.J. 07820  
201-362-6574

**HUDSON DIGITAL ELECTRONICS INC.**

## THE TASK\* MASTERS

HDE supports the \*TIM, AIM, SYM and KIM (TASK) with a growing line of computer programs and peripheral components. All HDE component boards are state-of-the-art 4½" x 6½", with on board regulation of all required voltages, fully compatible with the KIM-4 bus.

### **OMNIDISK 65/8 and 65/5**

Single and dual drive 8" and 5¼" disk systems. Complete, ready to plug in, bootstrap and run. Include HDE's proprietary operating system, FODS (File Oriented Disk System).

### **DM816-M8A**

An 8K static RAM board tested for a minimum of 100 hours and warranted for a full 6 months.

### **DM816-UB1**

A prototyping card with on-board 5V regulator and address selection. You add the application.

### **DM816-P8**

A 4/8K EPROM card for 2708 or 2716 circuits. On board regulation of all required voltages. Supplied without EPROMS.

### **DM816-CC15**

A 15 position motherboard mounted in a 19" RETMA standard card cage, with power supply. KIM, AIM and SYM versions.

### **DISK PROGRAM LIBRARY**

Offers exchange of user contributed routines and programs for HDE Disk Systems. Contact Progressive Computer Software, Inc. for details.

### **HDE DISK BASIC**

A full range disk BASIC for KIM based systems. Includes PRINT USING, IF . . . THEN . . . ELSE. Sequential and random file access and much more. \$175.00

### **HDE ADVANCED INTERACTIVE DISASSEMBLER (AID)**

Two pass disassembler assigns labels and constructs source files for any object program. Saves multiple files to disk. TIM, AIM, SYM, KIM versions. \$95.00

### **HDE ASSEMBLER**

Advanced, two pass assembler with standard mnemonics. KIM, TIM, SYM and KIM cassette versions. \$75.00 (\$80.00 cassette)

### **HDE TEXT OUTPUT PROCESSING SYSTEM (TOPS)**

A comprehensive text processor with over 30 commands to format and output letters, documents, manuscripts. KIM, TIM and KIM cassette versions. \$135.00 (\$142.50 cassette)

### **HDE DYNAMIC DEBUGGING TOOL (DDT)**

Built in assembler/disassembler with program controlled single step and dynamic breakpoint entry/deletion. TIM, AIM, SYM, KIM AND KIM cassette versions. \$65.00 (\$68.50 cassette)

### **HDE COMPREHENSIVE MEMORY TEST (CMT)**

Eight separate diagnostic routines for both static and dynamic memory. TIM, AIM, SYM, KIM and KIM cassette versions. \$65.00 (\$68.50 cassette)

### **AVAILABLE DIRECT OR FROM THESE FINE DEALERS:**

Progressive Computer Software  
405 Corbin Road  
York, PA 17403  
(717) 845-4954

Johnson computers  
Box 523  
Medina, Ohio 44258  
(216) 725-4560

Falk-Baker Associates  
382 Franklin Avenue  
Nutley, NJ 07110  
(201) 661-2430

Perry Peripherals  
P.O. Box 924  
Miller Place, NY 11764  
(516) 744-6462

Lux Associates  
20 Sunland Drive  
Chico, CA 95926  
(916) 343-5033

Laboratory Microcomputer Consultants  
P.O. Box 84  
East Amherst, NY 14051  
(716) 689-7344

# Formatting AIM Assembler Listings: A PL/65 Approach

**This program, developed with Rockwell's PL/65 compiler, reformats AIM assembler listings. The new listings are much easier to read than the standard 20-column assembler format.**

---

Christopher J. Flynn  
2601 Claxton Drive  
Herndon, Virginia 22071

---

Have you assembled and printed a 50-line program with the AIM's ROM assembler? Works great, doesn't it? But how about a 100-line program or a 500-line program? As you know, the assembler listings can get pretty hard to read.

Here is a program that will run on any AIM. It will make those tiny, cramped, assembler listings very easy to read. But, you'll need to beg, borrow, or buy a printer or Teletype to connect to your AIM.

## What's the Problem?

First of all, I think the AIM assembler is terrific. When you consider that it all fits in a 4K ROM you've got to be impressed. Remember, though, that the assembler has to talk to a 20-column printer. The assembler's designers had to make some tough decisions. How were they going to fit all the characters that an assembler normally produces on a 20-column line? Let's see what they did.

Figure 1A shows a typical line of an assembly language program. The line contains a label, an opcode, an operand,

and a comment. Run this through the assembler and see what happens. Look at figure 1B. Our single line of source code produced three lines of printed output! The AIM assembler has a way of turning modest source listings into lengthy strips of thermal paper.

**Figure 1 A: Typical line of an assembly language program.**

```
CRLF LDA #$0D ; SEND CR
```

**Figure 1 B: Listing produced by AIM assembler.**

```
= = 0F00 CRLF .  
A90D LDA #$0D  
;SEND CR
```

## Fixing the Problem

My first attempt at fixing the problem was based on wishful thinking. What if the AIM assembler really didn't produce multiple output lines for most of the input lines? What if, in the case above, the output line were really 60 characters long? AIM's printer would go to a new line every 20 characters giving the appearance of three lines. So, I hooked up my printer and hoped for the best. But, I still ended up with a lot of short lines.

Next, I tried directing the AIM assembler to tape. I wrote a short BASIC program that read the tape and produced a nicely formatted output. There were two things wrong with this approach, however. First, a BASIC program had to be loaded and run every time an assembler listing was needed. Second, in my version of the AIM assembler at least, there is a bug which prevents the tape output file from being closed properly. This results in the loss of the last few lines of the listing.

This little experiment prompted me to develop a solution that finally worked. How about a user output routine? If we could trap each output line before it were printed, we could then decide how to reformat it. Then we could send the reformatted line on its way to be printed. Sounds simple enough, doesn't it?

Study figure 2 very carefully. It contains, in tabular format, the specifications for the user output routine. I'll just go over the highlights.

Based on the first character of the output line, the line is categorized as one of four types. It can be an address line, a comment line, a page eject or title line, or lastly, an object code line. Next, the output routine decides what horizontal tab positions to use. This lets us, for example, line up the object code of each assembler instruction in the same place each time. Depending on the type of line and the current tab position, a carriage return-line feed (CRLF) sequence may be required before actually printing the line. Again, depending on the type of line, we may or may not issue a CRLF after printing the line.

There are certain other little subtleties that we must consider. For example, suppose you are one of those programmers with a habit of commenting

Figure 2

**Specifications  
Assembler Reformatter**

First Character Of Line	Type of Line	Tab Position	CRLF Before Printing	CRLF After Printing	Notes
=	Address	1	TAB > 0	No	
;	Comment	TABINS or TABCMT	TAB > T MPCMT	Yes	Comments can continue on next line.
— (\$5F)	Page Eject	N/A	N/A	N/A	Not printed. Skip to new page.
Anything Else	Object Code	TABINS	TAB > TABINS	No	Print space after object code.

your source code. The output routine will line up the comments with either the object code or near the middle of the page. (We'll get into that option later.) What happens if we encounter a long comment line? If you're using a 132-column printer, not much happens. Most likely, though, you have a 72- or 80-column printer. So, an additional requirement is that we gracefully handle long comment lines by continuing them in the proper position on a new line.

The key to getting pretty AIM assembler listings hinges upon our being able to take advantage of the assembler's seemingly peculiar behavior. As the assembler produces each output line, we intercept the line in a user output routine. Then, at our leisure, we can decide exactly where and how we want to print the line.

### Writing the Program

Perhaps you were expecting a 100-byte position-independent ROMable machine language program? Sorry to disappoint you. Take a look at listing 1. That strange looking program is written in a language called PL/65. And that strange looking program is the user output routine.

PL/65 is a language with its own set of syntax rules. Rockwell markets a two-chip PL/65 ROM compiler for the AIM 65. The PL/65 compiler translates PL/65 programs into assembly language source code rather than machine code. We have to pass the generated assembly code through the AIM assembler to end up with executable machine code. If you are interested in PL/65 programming, make sure you get both the PL/65 ROMs and the assembler ROM. (Before I frighten readers away, the assembler reformatter can be used without PL/65.)

Look at listing 1 again. PL/65 probably looks like a language you already know — PL/1, ALGOL, or Pascal. But

as you study the listing, you'll notice how closely the language is tailored to the 6502. Do you see how the data declarations and definitions resemble what we do in assembly language? Look at how assembly language statements have been included directly in the PL/65 source code. PL/65 seems to offer the advantages of modern programming languages while still allowing us to take advantage of the CPU architecture.

I won't attempt to go over the code line by line but there are several important points to note. First of all, there are two assembly language JMP instructions at the very beginning of the program. These are vectors for device-dependent initialization and character output routines, respectively. Secondly, notice that the program will be entered at ASMOUT each time. Here we test the carry flag to determine if the output routine is being called for the first time or not. With that out of the way, the bulk of the program is almost self-explanatory. Just keep figure 2 handy. The last 20 lines contain the assembly language code needed to drive my printer.

### Loading the Program

The PL/65 ROMs are not required to use the assembler reformatter. Listing 2 shows the hex dump of the reformatter's machine code. You'll have to key the machine code in by hand using the AIM monitor. Begin entering the machine code at \$0200. The program code continues up through and including \$0438. An 80-byte line buffer occupies locations \$0439 through \$0488. Device-dependent code begins at \$0489. I am using an RS-232 printer with my AIM. See the attached text box for a description of how I got the two to talk to each other.

After you've finished entering the machine code into your AIM, you'll probably want to do a little tinkering with the program. Look at figure 3. It contains the addresses of critical routines and constants.

For the assembler reformatter to work properly, you must supply two of your own subroutines to interface to the particular printer that you are using. If you have a 1200-baud RS-232 printer with handshaking, you can use the same subroutines that I am using.

The first subroutine should contain any initialization logic that your printer may require. Since I am using the AIM's serial port, my initialization logic consists of setting two AIM monitor locations (\$A417 and \$A418) for 1200 baud as described in Section 9.2.3 of the *AIM 65 User's Guide*. An RTS instruction should be the last instruction in the initialization subroutine.

The second subroutine is a character output subroutine. It should transmit the contents of the accumulator to your printer. In my case, I first check the printer's handshaking line. When the printer is ready, I output the character by means of the AIM monitor serial output routine at \$EEA8. The last two instructions of the character output routine must be:

```
E6 F7 INC TAB
60 RTS
```

These subroutines can be located wherever it's most convenient for you. Just be sure to modify the two vectors at \$0200 and \$0203 accordingly.

The various constants shown in figure 3 let you format assembly listings almost any way that you want. There's one little trick, though, that I'd better let you know about. I like to begin printing in column 6 to allow me to punch holes for a three ring binder. As you can see from the program listing, I tab over 5 spaces every time I do a CRLF. (If you do not want this feature, just set location \$03FC to \$00.) Notice from listing 1 that TAB gets reset to zero even after we've tabbed over these five spaces. Just keep this in mind if you decide to alter any other tab settings.

## Using the Reformatter

The reformatter is really very easy to use. Suppose you're ready for a hard copy listing of your assembly language program. The assembler will ask you "LIST?". Respond "Y". You will be asked for the output device "LIST-OUT=". Respond "U". Don't forget to set the AIM user output vector at \$010A to \$0206. Otherwise you'll have to start all over again.

When the assembler asks you "OBJ?", be sure you answer "Y". If you respond "N", you may see some strange things happening to your listing. Respond appropriately to the "OBJ-OUT=" prompt. Don't forget that you can suppress object code generation by answering "X".

Listing 3 shows what the reformatter can do with some sample source code input. Notice how the comments are printed. Sometimes they line up with the object code, other times they print to the right of the operand field. This feature is triggered by coding a special command in the assembly language source code itself. Suppose you have a section of code that you want to document with comments. In front of these comments place a line containing just a semi-colon and a carriage return. When the reformatter encounters this line, it will line it, and any comment lines that immediately follow it, with the object code.

I caution you to be careful in your use of address space. As presented, the reformatter occupies locations \$0200 through \$049E. Please don't try to store your source program, assembler object code, or symbol table in this area.

## What's Next?

I hope that you'll agree that the reformatted assembly listings are very easy to read and work with. But, perhaps you would like to carry this idea a little farther. If we sequence-numbered each line, printed the address of each instruction, and interchanged the label and object code fields, our listings would be indistinguishable from those of other assemblers. Or, we could print a sorted symbol table.

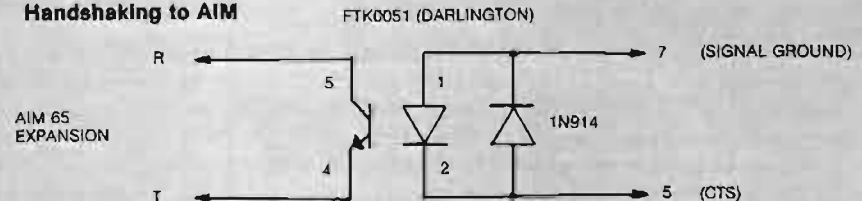
Christopher Flynn owns an AIM with 32K of RAM. His software interests include assembly language and BASIC, and he is beginning to experiment with fig-FORTH. Flynn is employed by the Fairfax County government as a systems analyst for the county's tax systems.

**Figure 3**  
Addresses  
Assembler Reformatter

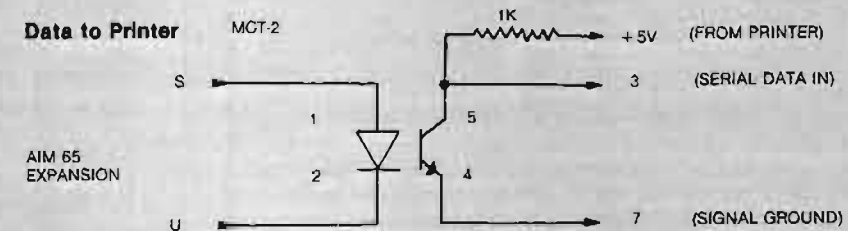
Item	Description	Address	Default Value
1	JMP to device initialization	\$0200	4C 89 04
2	JMP to device output	\$0203	4C 94 04
3	Limit of comment line	\$02CD	\$47 (71)
4	Lines per page (occurs twice)	\$0320	\$37 (55)
5		\$03CD	\$37 (55)
6	No. lines skipped between pages	\$03DE	\$0A (10)
7	Starting tab of each new line	\$03FC	\$05 ( 5)
8	Instruction field tab	\$0436	\$0F (15)
9	Comment field tab (occurs twice)	\$0437	\$28 (40)
10		\$0438	\$28 (40)
11	Device initialization code	\$0489	---
12	Device output routine	\$0494	---
13	Start of AIM text buffer	\$049F	---

## Connecting an RS-232 Printer to the AIM

### Handshaking to AIM




### Data to Printer



To use an RS-232 printer with the AIM, you'll need to convert the AIM's built-in 20 mA loop to the proper RS-232 levels. Application Note No. 8 from Rockwell shows one way of doing this. You might like to try the circuit that I use. Since it does not generate true RS-232 signals, it is not guaranteed to work with all printers. It works just fine with an Integral Data Systems IP-125, though.

Next, you'll need to think about software. The AIM monitor has a serial output routine called OUTTTY, located at address \$EEA8. It will work with most common baud rates. However, you must set locations \$A417 and \$A418 with the proper timing constants *before* you call OUTTTY for the first time. The timing constants are listed in Section 9.2.3 of the *AIM 65 User's Guide*.

If you plan to send data to your printer at a rate faster than 300 baud, then you'll probably be concerned with handshaking. Handshaking simply lets the printer tell the AIM whether the printer is ready for more data or not. However, the AIM has no provision for accepting a handshaking signal on its serial port. Since I wasn't using the serial keyboard input for anything, I decided that that was a good place to connect the printer's handshaking line. On my printer, the handshaking line will either be high or low. If you study the schematic of the AIM's serial keyboard input, you'll find that the signal works its way back to PB6 of the AIM's VIA. Thus, to determine if the printer is busy, all we need to do is test PB6 for a high or low. As shown in listing 1, a BIT instruction takes care of this.



### 6502 COOKBOOK

For the machine language programmer who knows it is time to get serious! Here are search and sort routines, utilities, I/O & interrupt procedures, conversion routines, stack operations. Contains flow charts, source listings, explanations. Machine codes provided in both octal and hexadecimal. Tens of thousands of our programmer's cookbooks are in use.

Order publication: 6502 SOFTWARE COOKBOOK  
Price in United States: just \$12.95 + \$1.00 s/h by mail.

Please include remittance with order. Allow 3 - 4 weeks for delivery. MasterCard & VISA credit cards accepted. Our phone line for credit card orders is (203) 888-1946. Foreign price list available. Write for more information.

Check here for descriptive literature & catalog.

Name: \_\_\_\_\_  
Addr: \_\_\_\_\_  
City: \_\_\_\_\_ State: \_\_\_\_\_ Zip: \_\_\_\_\_  
MC/VISA # \_\_\_\_\_ Bank: \_\_\_\_\_  
Signature: \_\_\_\_\_

## SCELBI Publications

35 Old State Road, Oxford, CT 06483

### POWER TO YOUR AIM

#### Treat your AIM to a quality power supply:

1. Designed to Rockwell's specifications for the AIM-65 (5 volts at 2 amps, regulated; 24 volts, .5 amps avg., 2.5 amps peak, unregulated).
2. *Overvoltage protection* to protect the expensive circuits in your AIM (5 volt output).
3. Handsome all metal case (two tone blue).
4. Fuse (externally accessible), switch, pilot light, line cord, cable from power supply to AIM — all included.
5. Conservative thermal design for long life.

\$64.95 plus shipping (5 lbs.)

CA residents add 6 % sales tax.  
VISA/MC, cashier's or registered check.  
Personal check (allow 2 weeks to clear).

**CompuTech**  
Box 20054  
Riverside, CA 92516

### Listing 1: Assembler Formatter in PL/65

```

; "ASSEMBLER FORMATTER" ;
; ;
; "CHRIS FLYNN 2/81" ;
; ;
; "AIM SUBROUTINES" ;
; ;
; DEF OUTTTY=$EEA8 ;
; ;
; "AIM RAM" ;
; ;
; DEF CNTH30=$A417 ;
; DEF CNTL30=$A418 ;
; ;
; "AIM I/O PORT" ;
; ;
; DEF SYSORB=$A800 ;
; ;
; "ZERO PAGE RAM" ;
; ;
; DEF *=$F0 ;
; DCL CHR,LINECT,PNT,I,J ;
; DCL HCHR,TMP,TAB ;
; DCL R0[R2],R1,R2,R3 ;
; ;
; "USER OUTPUT VECTOR" ;
; ;
; DEF *=$010A ;
; DCL UOUT WORD INIT[ASMOUT] ;
; ;
; DEF *=$0200 ;
; ;
; "VECTORS TO USER I/O HANDLERS" ;
; ;
; 'INITTY JMP INIT' ;
; 'TTYOUT JMP OUTCHR' ;
; ;
; "BEGIN USER OUTPUT ROUTINE" ;
; "PERFORM INITIALIZATION IF CARRY CLEAR
UPON ENTRY" ;
; ;
; ASMOUT:
; 'BCS LINES' ;
; LINECT=0 ;
; CALL INITTY ;
; CALL CLEAR ;
; TAB=0 ;
; RETURN ;
; ;
; "STORE LINE IN LBUFF" ;
; ;
; LINES:
; UNSTACK CHR ;
; IF CHR != $0D THEN

; DO ;
;     LBUFF[PNT]=CHR ;
;     INC PNT ;
;     RETURN ;
; END ;
; ;
; "LINE HAS BEEN BUILT" ;
; ;
; ;
; "TEST FOR LABEL LINE" ;
; "SEND 13 CHARS & NO CR" ;
; ;
; IF LBUFF[0]= ' THEN

```



```


DO;
IF TAB>0 THEN
CALL CRLF;
FOR I=0 TO 12
DO;
HCHR=LBUFFC I;
IF HCHR>$1F THEN
DO;
'LDA HCHR';
CALL TTYOUT;
END;
END;
TMP CMT=TAB CMT;
END;
ELSE DO;
;
;
; "TEST FOR COMMENT LINE";
; "TAB TO TMP CMT & PRINT";
;
;
; IF LBUFFC 0J= ' ' THEN
DO;
IF LBUFFC 1J=$00 THEN
DO;
TMP CMT=TAB IN S;
END;
IF TAB > TMP CMT THEN
DO;
CALL CRLF;
END;
TMP=TMP CMT-TAB;
FOR I=1 TO TMP
DO;
'LDA $$20';
CALL TTYOUT;
END;
FOR I=0 TO 79
DO;
IF TAB>71 THEN
DO;
CALL CRLF;
FOR J=1 TO TMP CMT
DO;
'LDA $$20';
CALL TTYOUT;
END;
END;
HCHR=LBUFFC I;
IF HCHR>$1F THEN
DO;
'LDA HCHR';
CALL TTYOUT;
END;
END;
CALL CRLF;
END;
ELSE DO;
;
;
; "TEST FOR PAGE EJECT";
;
;
; IF LBUFFC 0J=$5F THEN
DO;
TMP=55-LINECT;
FOR I=1 TO TMP
DO;
CALL CRLF;
END;
TMP CMT=TAB CMT;

```

(Continued)

# Dithertizer

## II<sup>TM</sup> II...



## ...the eye of your apple.®

Though it is very simple to use, the Dithertizer II represents the ultimate in video digitizing using the Apple II computer. The Dithertizer is an interface card which converts video input into digitized images. Because the Dithertizer II is a frame grabber, DMA type digitizer, it offers extreme high speed in the conversion process (It grabs an entire frame in 1/60th of a second). The camera supplied with the package is the Sanyo model VC1610X. Cabling is supplied for this camera so as to have the Dithertizer II system up and running in minutes. The video camera used for input must have external sync to allow for the frame grabber technology employed for digitizing. If a camera other than the model recommended is used, wiring adaptations by the user may be required. Software is supplied with the board to allow you to display up to 64 pseudo grey levels on your Apple's screen. The number of grey levels may be changed with one keystroke. The intensity and contrast of the image are controllable via game paddles. Also supplied is software for image contouring for those interested in movement detection or graphic design applications.

The Dithertizer II package is available ready to run with camera, interface card and the software described above for only:

**\$650.00**

Dithertizer II interface card and software (without camera):

**\$300.00**

**Computer Station**  
11610 Page Service Dr.  
St. Louis, MO 63141  
(314) 432-7019

Apple II is a registered trademark of Apple Computer, Inc.  
Dithertizer II is a trademark of Computer Station, Inc.

```

; END;
; ELSE DO;
; ;
; ;
; ;
; "TAB ALL ELSE TO TABINS";
; ;
; IF LBUFFC0] > $1F THEN
; DO;
; IF TAB > TABINS THEN
; DO;
; CALL CRLF;
; END;
; TMP= TABINS-TAB;
; FOR I=1 TO TMP
; DO;
; 'LDA #$20';
; CALL TTYOUT;
; END;
; FOR I=0 TO 63
; DO;
; IF I=7 THEN
; DO;
; 'LDA #$20';
; CALL TTYOUT;
; END;
; HCHR=LBUFFC1];
; IF HCHR > $1F THEN
; DO;
; 'LDA HCHR';
; CALL TTYOUT;
; END;
; END;
; TMP= TABCMT;
; END;

```

```


; END;
; END;
; END;
; ;
; ;
; "PROCESSING OF OUTPUT LINE COMPLETED";
; "CLEAR LINE BUFFER AND RETURN TO CALLER";
; ;
; ;
; CALL CLEAR;
; RETURN;
; ;
; ;
; ;
; "CARRIAGE RETURN, LINE FEED";
; "NOTE: ALL OUTPUT IS INDENTED 5 SPACES";
; ;
; ;
; CRLF;
; 'LDA #$0A';
; CALL TTYOUT;
; 'LDA #$0B';
; CALL TTYOUT;
; INC LINECT;
; IF LINECT > 55 THEN
; DO;
; LINECT=0;
; FOR J=1 TO 10
; DO;
; 'LDA #$0A';
; CALL TTYOUT;
; 'LDA #$0D';
; CALL TTYOUT;
; END;
; END;
; FOR J=1 TO 5
; DO;
; 'LDA #$20';

```

(Continued)

# AIM-65/SYM-PET-KIM-6800

Universal Interface Board Converts AIM-65/SYM  
Into Professional Data Logger



(Also connects to PET or KIM with adapter cable.  
Adaptable to other 6502 and 6800 systems)

#### CONTAINS:

- ★ 12 bits, 16 channels, fast A/D converter
- ★ space for additional 16K RAM memory or 32K EPROM (or combination)
- ★ real time clock/calendar with real time interrupt capability and 10-year lithium battery backup
- ★ plugs directly into AIM-65 expansion connector with the help of a mini-mother board which supports up to three interface boards
- ★ supplied with supportive demonstration and control programs

#### AVAILABLE MODELS:

- |                                                                     |                                                    |            |
|---------------------------------------------------------------------|----------------------------------------------------|------------|
| ★ IB-902                                                            | Additional Memory Space (only) .....               | \$ 390.00  |
| ★ IB-902-A                                                          | Calendar/Clock plus memory space .....             | \$ 690.00  |
| ★ IB-902-B                                                          | A/D (12 bits, 16 channels plus memory space) ..... | \$ 960.00  |
| ★ IB-902-AB                                                         | A/D, plus memory space and calendar/clock .....    | \$1,270.00 |
| Mini mother board to support up to three (3) interface boards ..... |                                                    | \$65.00    |

Quantity Discounts Available



COLUMBUS INSTRUMENTS INTERNATIONAL CORPORATION  
Supplier of individual instruments and total measuring systems

950 N. HAGUE AVE., COLUMBUS, OHIO 43204 U.S.A.  
PHONE: (614) 488-6178 TELEX: 246514

# DOS FOR AIM-65:® \$499.<sup>00</sup>

## COMPLETE!


INSTANT EASY ACCESS TO YOUR AIM-65 PROGRAMS!  
 MANIPULATE OBJECT FILES AT THE TOUCH OF A KEY.  
 NEW BYTE-DOS DISC OPERATING SYSTEM.  
 153K BYTES ON-LINE. INEXPENSIVELY!

### BYTE-DOS COMMANDS

- **FORMAT** - Prepares New Disc
- **BAD SECTOR SCAN** - QC's Disc
- **DUMP** - RAM File to Disc
- **LOAD** - Disc File to Ram
- **LIST** - Prints Disc File Names
- **ERASE** - Eliminate a File
- **UNERASE** - File Recovery
- **RENAME** - Rename a File
- **COPY** - Copy 1 File
- **TRANSFER** - Copy Complete Disc
- **KOMPRESS** - Optimizes Disc Space

AND MORE!

*IT'S EASY AND FUN TO USE!*



## BYTE MICROSYSTEMS

C O R P O R A T I O N

1477 ELKA AVENUE, SAN JOSE, CA 95129

408/446/0559

● *BYTE-DOS OPERATES WITH THE AIM-65 MONITOR, BASIC, ASSEMBLER, EDITOR, PL/65 AND FORTH. ACCESS IS THROUGH PROGRAM I/O AND F1-F3 KEYS. BYTE-DOS SUPPORTS ONE OR TWO 5 1/4" OR 8" FLOPPYS!*

● *BYTE-DOS \$499 SYSTEM INCLUDES DISC CONTROLLER CARD, TEAC FD-50A DISC DRIVE (153K FORMATTED BYTES), BYTE-DOS SOFTWARE SYSTEM, CABLES, CONNECTORS, MANUALS. COMPLETE! JUST PLUG IT TOGETHER AND USE!*

AIM-65 is a trademark of Rockwell International



**SEND ME THE FULL STORY!**

Name \_\_\_\_\_

Company \_\_\_\_\_

Address \_\_\_\_\_

City \_\_\_\_\_ State \_\_\_\_\_ Zip \_\_\_\_\_

Telephone \_\_\_\_\_  home  work

I own an AIM-65.

I'm thinking of buying an AIM-65.

Send full BYTE-DOS Data.

```

; CALL TTYOUT;
; END;
;TAB=0;
;RETURN;
;
;
; "CLEAR LINE BUFFER";
;
; CLEAR;
;FOR I=0 TO 79
; DO;
; LBUFF[I]=0;
; END;
;PNT=0;
;RETURN;
;
;
; "TAB CONSTANTS";
;
;DCL TABINS BYTE INIT[15];
;DCL TABCMT BYTE INIT[40];
;DCL THPCMT BYTE INIT[40];
;
; "LINE BUFFER";
;
;DCL LBUFF[80];
;
;
; "BEGIN USER I/O DEVICE
DRIVERS"
;
; *BEGIN OUTPUT DEVICE
INITIALIZATION
;INIT LDA #02
;SET 1200 BAUD
;STA CNTH30
;LDA #0FD
;STA CNTL30
;RTS
; *END DEVICE
INITIALIZATION
;
;
;
; *BEGIN CHARACTER OUTPUT
;OUTCHR
;BIT SYSORB
;BUS OUTCHR
;JSR OUTTTY
;INC TAB
;RTS
; *END CHARACTER OUTPUT
;
;
;ENDPGM;
;EXIT;

```

### Listing 2: Vector to User Output Routine

010A 06 02

#### Assembler Reformatter Program Code

```

0200 4C 89 04 4C 94 04 B0 0F A9 00 85 F1 20 00 02 20 15 04 A9 00 85 F7 60 68
0218 85 F0 A9 0D C5 F0 D0 03 4C 2E 02 A5 F2 AB A5 F0 99 39 04 E6 F2 60 A9 3D
0230 CD 39 04 F0 03 4C 77 02 A9 00 C5 F7 90 03 4C 44 02 20 C0 03 A9 00 85 F3
0248 C9 0C F0 05 90 03 4C 6E 02 A5 F3 AA BD 39 04 85 F5 A9 1F C5 F5 90 03 4C
0260 67 02 A5 F5 20 03 02 E6 F3 A5 F3 4C 4B 02 AD 37 04 BD 38 04 4C BC 03 A9
0278 3B CD 39 04 F0 03 4C 15 03 A9 00 CD 3A 04 F0 03 4C 91 02 AD 36 04 8D 38
0290 04 AD 38 04 C5 F7 90 03 4C 9E 02 20 C0 03 AD 38 04 38 E5 F7 85 F6 A9 01
02A8 85 F3 C5 F6 F0 05 90 03 4C BF 02 A9 20 20 03 02 E6 F3 A5 F3 4C AA 02 A9
02C0 00 85 F3 C9 4F F0 05 90 03 4C 0F 03 A9 47 C5 F7 90 03 4C F2 02 20 C0 03
02DB A9 01 85 F4 CD 38 04 F0 05 90 03 4C F2 02 A9 20 20 03 02 E6 F4 A5 F4 4C
02F0 DC 02 A5 F3 AA BD 39 04 85 F5 A9 1F C5 F5 90 03 4C 08 03 A5 F5 20 03 02
0308 E6 F3 A5 F3 4C C3 02 20 C0 03 4C BC 03 A9 5F CD 39 04 F0 03 4C 46 03 A9
0320 37 38 E5 F1 85 F6 A9 01 85 F3 C5 F6 F0 05 90 03 4C 3D 03 20 C0 03 E6 F3
0338 A5 F3 4C 2A 03 AD 37 04 8D 38 04 4C 8C 03 A9 1F CD 39 04 90 03 4C BC 03
0350 AD 36 04 C5 F7 90 03 4C 5D 03 20 C0 03 AD 36 04 38 E5 F7 85 F6 A9 01 85
0368 F3 C5 F6 F0 05 90 03 4C 7E 03 A9 20 20 03 02 E6 F3 A5 F3 4C 69 03 A9 00
0380 85 F3 C9 3F F0 05 90 03 4C B6 03 A9 07 C5 F3 F0 03 4C 99 03 A9 20 20 03
0398 02 A5 F3 AA BD 39 04 85 F5 A9 1F C5 F5 90 03 4C AF 03 A5 F5 20 03 02 E6
03B0 F3 A5 F3 4C 82 03 AD 37 04 8D 38 04 20 15 04 60 A9 0A 20 03 02 A9 0D 20
03C8 03 02 E6 F1 A9 37 C5 F1 90 03 4C F7 03 A9 00 85 F1 A9 01 85 F4 C9 0A F0
03E0 05 90 03 4C F7 03 A9 0A 20 03 02 A9 0D 20 03 02 E6 F4 A5 F4 4C FB 03
03FB 01 85 F4 C9 05 F0 05 90 03 4C 10 04 A9 20 20 03 02 E6 F4 A5 F4 4C FB 03
0410 A9 00 85 F7 60 A9 00 85 F3 C9 4F F0 05 90 03 4C 31 04 A5 F3 AB A9 00 99
0428 39 04 E6 F3 A5 F3 4C 19 04 A9 00 85 F2 60 0F 28 28

```

#### RS-232 Printer Driver

0489 A9 02 8D 17 A4 A9 FD 8D 18 A4 60 2C 00 AB 70 FB 20 AB EE E6 F7 60

### Listing 3A: Source Listing of Sample Program

```

*=$0200
OUTTTY = $EEA8 ;AIM SERIAL OUTPUT ROUTINE
;
;SAMPLE PROGRAM TO ILLUSTRATE ASSEMBLER REFORMATTER.
;
CRLF LDA #0D ;SEND CR
JSR OUTTTY
LF
LDA #0A ;SEND LF
JSR OUTTTY
RTS ;BACK TO CALLER
.END

```

### Listing 3B: Assembler Listing of Sample Program

```

PASS 1
PASS 2
==0000          *=$0200
==0200 OUTTTY   =$EEA8          ;AIM SERIAL OUTPUT ROUTINE
;
;SAMPLE PROGRAM TO ILLUSTRATE ASSEMBLER REFORMATTER.
;
==0200 CRLF     A90D   LDA #0D          ;SEND CR
                20ABEE JSR OUTTTY
==0205 LF       A90A   LDA #0A          ;SEND LF
                20ABEE JSR OUTTTY
                60     RTS              ;BACK TO CALLER
                .END

```



# PROGRAMMING THE APPLE JUST BECAME EASIER!

## A DOS 3.3 Compatible, Unix-like Operating System

ANIX 1.0 is a "Tiny-UNIX"™ that is completely file structure upwards compatible with DOS 3.3. ANIX incorporates a healthy subset of UNIX'S™ capabilities, and a superset of CP/M's™ capabilities.

In addition to the ANIX operating system, Lazer provides over 30 utility programs on the ANIX disk. While the list is much too long to describe here, many of the programs found on the ANIX disk are selling alone for between \$30 and \$60. ANIX supports powerful screen editing commands and will automatically time and date stamp files saved to disk (if a clock card is installed). For a complete description of ANIX's capabilities, call or write Lazer.

ANIX is the start of a complete line of system software tools available from Lazer MicroSystems, Inc. All new languages and applications programs available from Lazer will run under the ANIX operating system. Lazer Pascal is available now. Other languages and systems are in the works. Productive programmers are already using ANIX, are you?

## The Elegance of Pascal, The Power of "C"

Lazer Pascal is a unique systems programming language for the Apple II. It combines features found in Pascal and is extended to include several features found in the "C" programming language forming a fast (1500-2000 lines/min) and powerful program creation system.

Lazer Pascal supports BYTE, CHAR, BOOLEAN, INTEGER, LONG, pointer, string, array, static, and dynamic data types. Lazer Pascal was created to replace 6502 machine language as the choice of systems and game programmers. Included with Lazer Pascal are several sample programs including: ANIX.P, TSTPARMS.P, LINECOUNT.P, WORDCOUNT.P, CHARCNT.P, EXPAND.P, COMPRESS.P, CRYPT.P, and TRANSLIT.P. Better yet, the 6502 source listings (LISA v2.5 format) for the compiler, P-code interpreter, and other utilities are included.

ANIX, Lazer Pascal, and DISASM/65 were all written by Randy Hyde, the author of "USING 6502 ASSEMBLY LANGUAGE", LISA, SPEED/ASM, DOSOURCE 3.3, and other fine software products. Additional information on Lazer's software products can be obtained by calling or writing Lazer MicroSystems, Inc.

ANIX: \$49.95  
LAZER PASCAL: \$39.95

UNIX™ Bell Labs.  
APPLE II™ Apple Computer, Inc.  
CP/M™ Digital Research, Inc.

### Other fine Lazer Products:

Lower Case +Plus II: \$29.95  
Lower Case +Plus: \$64.95  
Keyboard +Plus: \$99.95  
Character Set +Plus: \$24.95

**Lazer**  
MICRO-SYSTEMS INC.  
1791-G Capital  
Corona, CA 91720  
(714)735-1041

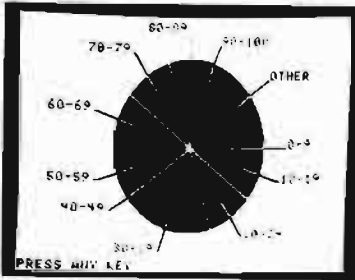
PASCAL  
ANIX V1.0

GET 120% VALUE FOR YOUR  
PROGRAM PURCHASING DOLLAR  
WITH

# THE DATA REPORTER

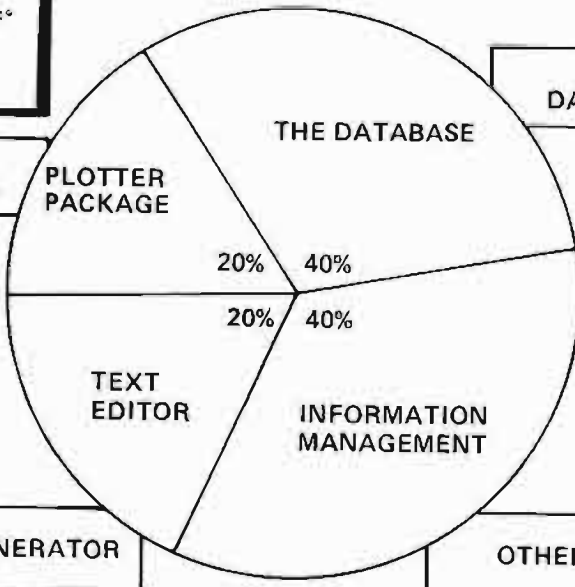
MORE THAN JUST A DATABASE

Version 2 of the versatile Modifiable Database



## DATA PLOT & ANALYSIS


- Data may be plotted in a variety of formats such as scatter graphs, line graphs, bar charts, and pie charts.
- Ranges, minimums, maximums, means, standard deviations, correlation coefficients, etc. of any number of data files can be calculated.



## POWERFUL DATA MANAGER

- Versatile, user definable database can store data segmented by up to 35 fields.
- User oriented format is easy for the novice or professional to utilize. The use of menus, extensive prompting, single keystroke commands, and a universal escape capability allow anyone to store or retrieve information in seconds without errors.
- Machine language searches and sorts operate in a fraction of the time required by other programs.
- Searches or sorts, subtotals or totals may be performed on any field at any time, not just on those that are indexed or specified in advance.
- Search results may be displayed, printed, deleted, counted, totalled, edited, and/or saved to a new data file.

## REPORT GENERATOR



- The sophisticated report generator allows you to format your data output in an infinite variety of ways.
- You can print form letters, columnar reports, lists, mailing labels, etc.
- Data, ratios or the results of calculations can be embedded anywhere in your letters or reports.
- The report generator gives your output the professional appearance that you require.

## OTHER FEATURES

- HARD DISK DRIVE COMPATIBILITY** with hard drive version, works with Corvus and other hard drives.
- Works with all Floppy drives with slot, drive and volume selection.
- You can append or merge up to a full disk of data files, or segment your data into separate files by a search key.
- Searches can contain up to 10 levels. You can search for a key word in any field, the absence of a keyword, or a number being within a specified range.
- Global editing of data may be performed.
- Arithmetic processing can be performed during record entry, edit, or output.
- Record entry, edit, or deletion (individual records or blocks) can be performed with no tedious delays waiting for disk accesses, index file updates, etc.
- Data may be stored on any number of floppy or hard disk drives.
- Data files can be reformatted at any time without reentering the data.
- With \$5.00 Registration Fee receive one backup disk.
- The package requires an Apple II plus or Apple II with Applesoft firmware, 48K RAM, at least one disk drive, and DOS 3.3.



## SYNERGISTIC SOFTWARE

ORDER YOURS TODAY!

Floppy Drive version \$220.00 — Hard Drive version \$220.00

Available from your local dealer or send check or money order to Synergistic Software, 5221 120 Avenue S.E., Bellevue, Washington 98006 or phone 206-226-3216.

Washington residents add 5.4% sales tax.  
Apple is a trademark of Apple Computer, Inc.

# MICRO

## Microbes and Updates

Dear MICRO:

There is an error in the "Pascal Tutorial: Part 2" in MICRO 43:57. The error has to do with the status of the file SYSTEM.WRK.TEXT in the Apple Pascal Operating System.

The manual for the Pascal software emphasizes that the workfile is treated differently from other files. Essentially, only the commands G|et, S|ave, and N|ew should be used with the file SYSTEM.WRK.TEXT. The commands C|hange, T|ransfer, and R|emove should never be used with the workfile.

The reason we must be careful when working with the workfile is that Pascal "remembers" the status of the workfile, and its integrity can only be assured if we operate on the workfile with, and only with, the established workfile commands. For example, if we R|emove the workfile and attempt to E|dit it, the message WORKFILE LOST will be given. But if we clear the workfile with N|ew, the editor will realize that there is no workfile and ask for a file to edit in the usual way.

There is one other point I'd like to make concerning the S|ave command in the filer. If the file is saved on the Root Volume (in the example from the article: LEDGER or APPLE1:LEDGER rather than, say, #5:LEDGER), the workfile will be renamed LEDGER.TEXT and LEDGER.CODE. A subsequent N|ew command will result in WORKFILE CLEARED. On the other hand, if the workfile is saved on some other volume, it will be copied to that volume without disturbing SYSTEM.WRK.TEXT and .CODE on the Root Volume. The filer responds to the N|ew command with THROW AWAY CURRENT WORKFILE? (Correct answer is "Y", since the workfile has been saved on another volume.)

Paul K. Fessler  
Sales Manager  
Computers Plus  
6120 Franconia Road  
Alexandria, VA 22310

Dear MICRO:

Here are corrections to a few typographical errors in my article, "Precision Programming" (MICRO 42:06).

On page 8 in the IF-THEN-ELSE figure, the expression in the diamond reads  $x = y$ ; it should read:  $x > = y$ .

In the first paragraph on page 9, the second line contains words in quotes; these should read: "leading zero?".

Also on page 9, in the third column near the top, the *while* statement should read: *while* ( $|i| < = n$ ), etc. Further down the column, the *if* statement should read: *if*  $i > n$ , etc.

On page 10, in the third paragraph in the first column, a ">" is left out. The statement should read: TABLE I = KEY or I > N.

Al Hamilton  
12090 Brookston Dr.  
Springdale, OH 45240

Dear MICRO:

There is an error in my article, "The PET from A to D" (MICRO 41:60). The voltage-controlled oscillator circuit in the article is erroneously referred to as the 74LS 235. The correct designation is 74LS 325. I regret any inconvenience the error may have caused to readers.

John R. Sherburne  
4418 Andes Drive  
Fairfax, VA 22030

Dear MICRO:

The following errors were noted in the article, "Ultimate Ping-Pong for PET," by Werner Kolbe (42:67). While the HEX addresses were correct, the assembly was in error.

0AF8- 10 F8 BPL L1 (should be)  
0AF8- 10 F8 BPL L13

0C80- 85 BF ST \*RRYS (should be)  
0C80- 85 BF STA \*RRYS

0CBF- 80 4B E8 SA W26 (should be)  
0CBF- 80 4B E8 STA W26

0CF4- 90 02 BCC L3 (should be)  
0CF4- 90 02 BCC L53

Otherwise this is a very good program.

Albert I. Reuss  
13978 Morgan Avenue  
P.O. Box 388  
Clearlake, CA 95422

Dear MICRO:

I am enjoying immensely the article "Function Generator and Library Manager" by Ray Cadmus (MICRO 42:94). I thought you might be interested in a quick and dirty fix for this print-using routine. It isn't fancy, but it takes care of a problem cited. It also implements a trailing minus sign (see below).

One problem which still puzzles me is roundoff. The original routine rounded .025 to .02. Changing the expression "INT ((P + .005) \* 100)" to "INT ((.005 + P) \* 100)" (Mr. Cadmus' line 8004, my line 8010) fixes the problem, but don't ask me why!

Charles F. Taylor, Jr.  
587 F Sampson Lane  
Monterey, CA 93940


### Taylor Listing

```
8000 REM *** PRINT USING ***
8002 REM FOR $ AND CENTS FORMAT
8004 REM P= VALUE: PL= LENGTH (INCL SIGN)
8006 REM P$ = FIELD ACTUALLY PRINTED
8008 SG = SGN (P):P = ABS (P)
8010 P$ = STR$ ( INT ((.005 + P) * 100))
8012 IF LEN (P$) < 3 THEN P$ = LEFT$
      ("000", (3 - LEN (P$))) + P$
8014 P$ = LEFT$ (P$, (LEN (P$) - 2)) + "." + RIGHT$ (P$, 2)
8016 P$ = RIGHT$ (" " + P$, PL - 1)
8018 IF SG < 0 THEN P$ = P$ + "-":P = SG * P: GOTO 8022
8020 P$ = P$ + " "
8022 RETURN
```


MICRO

# GRAPHICS FOR OSI COMPUTERS

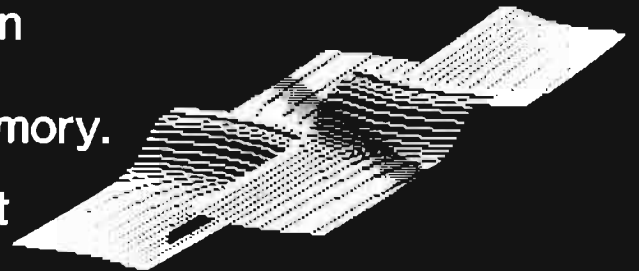
- ☆ You Can Produce The Images Shown Or Yours And Program Motion With Our 256 By 256 High Resolution Graphics Kit. Thats 65,536 Individually Controlled Points On Your TV Screen.



- ☆ Increase Column/Line Display. You Can Set Up Your Own Graphic Pixels Including Keyboard Characters And Unlimited Figures.



- ☆ This Kit Includes All Parts, Software And Assembly Instructions Required To Get Up And Running. The Included 8k Of 2114 Memory Is Automatically Available When Not Using The Graphics. Boot Up And See 8k More Memory.



- ☆ Adding The Kit Does Not Affect Your Existing OSI Graphics. Use Both At The Same Time Or Separately.

- ☆ Buy The Entire Kit, Including Memory, For \$185.00 Or A Partial Kit For Less If You Have Parts. Board And Instructions \$40.00. Instructions Include Software.



For This Kit Or A Catalog  
Of Other Kits, Software  
And Manuals Call Or Write:

MITTENDORF ENGINEERING  
905 Villa Nueva Dr.  
Litchfield Park, Az. 85340  
(602)-935-9734



# Superboard Expansion System

**This easily constructed motherboard can vastly increase the capabilities and applications of the C1P and Superboard II. Memory and I/O plug-in boards double the memory and allow easy interfacing to external devices.**

D.W. Kammer  
Department of Physics  
Albion College  
Albion, Michigan 49224

The Ohio Scientific C1P and its single-board version, the Superboard II, are two of the best buys on the current small computer market. With 8K Microsoft BASIC-in-ROM, an ASCII keyboard plus video and cassette interfaces, these computers are capable of most of the requirements of a hobby computer.

However, there are two serious limitations. A maximum of 8K of random access memory (RAM) is available and the input and output (I/O) capabilities are meager. The memory limitation is particularly important when using an assembler/editor (which takes up most of the 8K RAM) for machine code programming. The only I/O available is a 6850 ACIA with an unpopulated RS-232 port and a joystick port. It is therefore difficult to interface the computer to all the peripheral devices that make a computer fun after tiring of BASIC programming. OSI sells an expansion board that provides extra memory (with no I/O ports), but it costs as much as a Superboard II.

The most general approach to these problems is the construction of a motherboard interfaced to the computer bus. This enables the construction of a variety of circuit boards which are simply plugged into edge connectors on the motherboard. Your imagination is now the only limiting factor on what the


computer can do. This article describes 8K RAM memory and I/O plug-in boards, but I have built boards for burning EPROMs, music and sound generation, Morse code/RTTY transmit and receive, and serial I/O for printer operation.

## The Motherboard

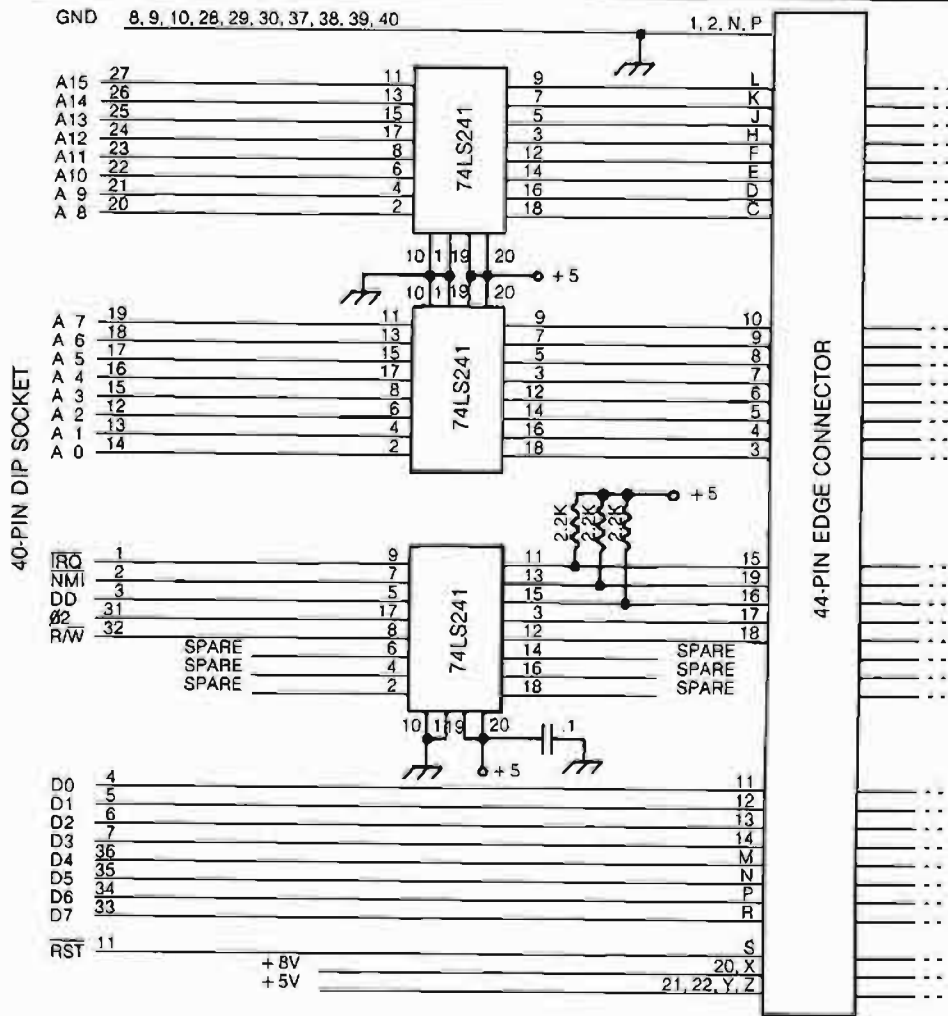
Access to the computer system bus is gained through J1, a 40-pin DIP socket on the computer board. The pin identification for this socket is given in table 1. No RESET signal is provided by OSI, but it is useful for certain peripheral ICs. A wire should be soldered from the CPU side of the BREAK key on the keyboard to pin 11 on the DIP socket. The DATA lines are buffered by 8T28s (not supplied by OSI) on the main board; the other lines are connected directly to the 6502 CPU.

The 6502 does not have the drive capability to handle a motherboard so buffers must be added. Figure 1 shows the buffer circuit which goes between the computer and the edge connectors. All signals except for the interrupts, DATA and RESET lines, go through 74LS241 octal bus line drivers. The interrupt lines are buffered by a 74LS17 open-collector buffer driver. The 8T28 data buffers require a data direction (DD) signal which is low for reading data and high for writing data. Any peripheral circuits must have logic for controlling this line. Note that the interrupt and DD lines have pull-up resistors because several plug-in boards may require access to them. By using open-collector TTL ICs on the plug-in boards and the pull-ups, this line contention is easily solved.

The motherboard uses 44-pin 0.156 in. spacing edge connectors because of the availability of prototype boards for



**Photo 1: The completed motherboard connected to a Superboard II. The buffer circuitry is also mounted on a plug-in card in this arrangement. Other cards in order: 3K memory, I/O, EPROM, serial I/O, and 8K memory.**



**Figure 1:** The motherboard circuit showing full buffering of all lines but data and reset. Additional edge connectors are wired in parallel with the one shown.

them. Both Vector and Radio Shack have a variety of suitable boards. The connectors can be mounted on a sheet of perf board or aluminum after suitable slots are cut and simply wired in parallel. Power and ground lines must use heavy wire; 16 gauge copper as used in home wiring works well. A commercially etched motherboard (Electronic Systems, P.O. Box 21638, San Jose, CA 95151, Part No. 102) is available, which has room for ten 44-pin edge connectors. A 40-pin DIP socket should be mounted in some convenient place to receive the signals from the computer through a double 40-pin DIP jumper. The bus definition is given in table 2, and photo 1 shows one possible arrangement of the fully populated motherboard.


The power supply of the C1P may not be sufficient to meet the requirements of the motherboard, particularly if a large amount of memory is driven. This should be checked to prevent damage, and a suitable power supply

**Table 1: OSI 600 Board J1 Expansion Connector Pinout**

1	IRQ	21	AB9
2	NMI	22	AB10
3	DD	23	AB11
4	DB0	24	AB12
5	DB1	25	AB13
6	DB2	26	AB14
7	DB3	27	AB15
8	Ground	28	Ground
9	Ground	29	Ground
10	Ground	30	Ground
11	RES (*)	31	Phase 2
12	AB2	32	R/W
13	AB1	33	DB7
14	AB0	34	DB6
15	AB3	35	DB5
16	AB4	36	DB4
17	AB5	37	Ground
18	AB6	38	Ground
19	AB7	39	Ground
20	AB8	40	Ground

**Table 2: KIM-4 Expansion Connector Pinout**

E-1	Ground	E-A	Ground
E-2	(Sync)	E-B	AB0
E-3	(RDY)	E-C	AB1
E-4	IRQ	E-D	AB2
E-5	(S.O.)	E-E	AB3
E-6	NMI	E-F	AB4
E-7	RES	E-H	AB5
E-8	DB7	E-J	AB6
E-9	DB6	E-K	AB7
E-10	DB5	E-L	AB8
E-11	DB4	E-M	AB9
E-12	DB3	E-N	AB10
E-13	DB2	E-P	AB11
E-14	DB1	E-R	AB12
E-15	DB0	E-S	AB13
E-16	DD	E-T	AB14
E-17	(nc)	E-U	AB15
E-18	(nc)	E-V	Phase 2
E-19	+8v	E-W	R/W
E-20	+8v	E-X	(Phase 2)
E-21	+5v	E-Y	+5v
E-22	Ground	E-Z	Ground



Grafix

# SUPER OSI EXPANSION BOARDS

If your Challenger can't generate displays like those shown above **WHAT ARE YOU WAITING FOR?** The SEB-1 High Resolution Graphics and Memory Board (for CIP and Superboard II) and the SEB-2 High Resolution Graphics and Disk Controller Board (for C2/4/8) simply 'plug-in' to your computer and give you instant access to over 6000 individually addressable pixels in up to 8 colors! Your Hi-Res screen can go from 32x16 alphanumeric to 256x192 point graphics in 11 software selectable modes. The standard video of your computer is left intact, so that none of your current software library is outmoded. Use the graphics for Business, Scientific, Education, or Gaming displays that were impossible—until now!

Installation of either board requires absolutely NO modification of your computer—they just 'plug-in'. Nor do they preclude your using any other OSI-compatible hardware or software. In addition to the Hi-Res Graphics the SEB-1 gives C1 & Superboard II users 16K of additional user memory (over and above that memory devoted to the graphics), two 16 bit timers/counters, an on-board RF modulator, and a parallel port with handshaking. The SEB-2 gives OSI 48-pin BUS users an OSI hardware/software compatible Disk controller, and an RF modulator that can be user-populated.

FOR OSI 1P, 2-4P, 2-8P, C4P, C8P

	SEB-1	SEB-2
Assembled and Tested Kit	\$249.00 (5K RAM)	\$239.00 (1K RAM)
	\$165.00 (No RAM)	\$145.00 (No RAM)

	SEB-1	SEB-2
Bare Board & Manual	\$ 59.00	\$ 59.00
Manual only	\$ 5.00	\$ 5.00

# SOFTWARE

**TARG-IT!** ..... \$11.95

An action-packed, super fast arcade game where you try to destroy Ram ships and the Evil Spectre inside the Crystal city. 8K.

**PLANETARY LANDER** ..... \$11.95

Your computer generates contour maps of the surface of a strange planet as you descend looking for the landing pad. As you make your final approach, the computer displays side and top views of the terrain and your ship as you try to land while avoiding the swarms of asteroids above the planet's surface. 8K.

**PROGRAMMA-TANK** ..... \$9.95

Programma-Tank is a complex simulation of a battle between two robot tanks as well as a fairly painless way to learn assembly language. The opponents program their tanks in 'Smalltank' a miniature programming language, which is much like assembly language. The two strategies are then pitted against one another until a victor emerges. 8K.

**RUINS OF TALAMARINE** ..... \$16.95

This is the first of our "Epic Quests" programs. Epic Quests could be described as graphic adventures, but they are much more. Can you retrieve the stolen Jewels from the ruined Talamarine castle? This series of two programs allows you to create a character with the qualities that you want to do battle with the forces of darkness. 8K.

**CODENAME: BARRACUDA** ..... \$19.95

Another of our "Epic Quests", in which you are an agent working for the US Government trying to rescue a defecting Soviet professor. The problem is that a middle-eastern government has kidnapped the professor and is forcing him to develop atomic weapons for them. The three programs (8K ea.) in this series allow you to create, train and send your character on his mission.

**DUNGEONS OF ZORXON** ..... \$19.95

Can you explore the Dungeons of Zorxon in this "Epic Quest"? Step into a nether world of monstrous beasts and fortunes in gold where magic reigns supreme. Three programs 8K each.

COMING: SEB-3 80x24 Video/Disk Controller (C2/4/8), SEB-4 48K Memory RAM/ROM (C2/4/8), SEB-5 8K RAM/Disk/Sound/Clock/Voice (C1 & Superboard).

Write for FREE catalog  
(For International requests,  
please supply 2 oz. postage)

**ORION**



**SOFTWARE ASSO.**

147 MAIN ST, PO BOX 310, OSSINING, NY 10562



used to drive the motherboard if power requirements are excessive. The 8V line given in the bus definition is used if you have a separate power supply and makes the bus more versatile. This voltage must be regulated down to +5V on your peripheral boards.

### The 8K RAM Memory Board

The circuit for the memory board is shown in figure 2. Low-cost 2114L 450ns 8K static RAMs are used for memory and a 74LS138 1-of-8 decoder/demultiplexer decodes the address lines.

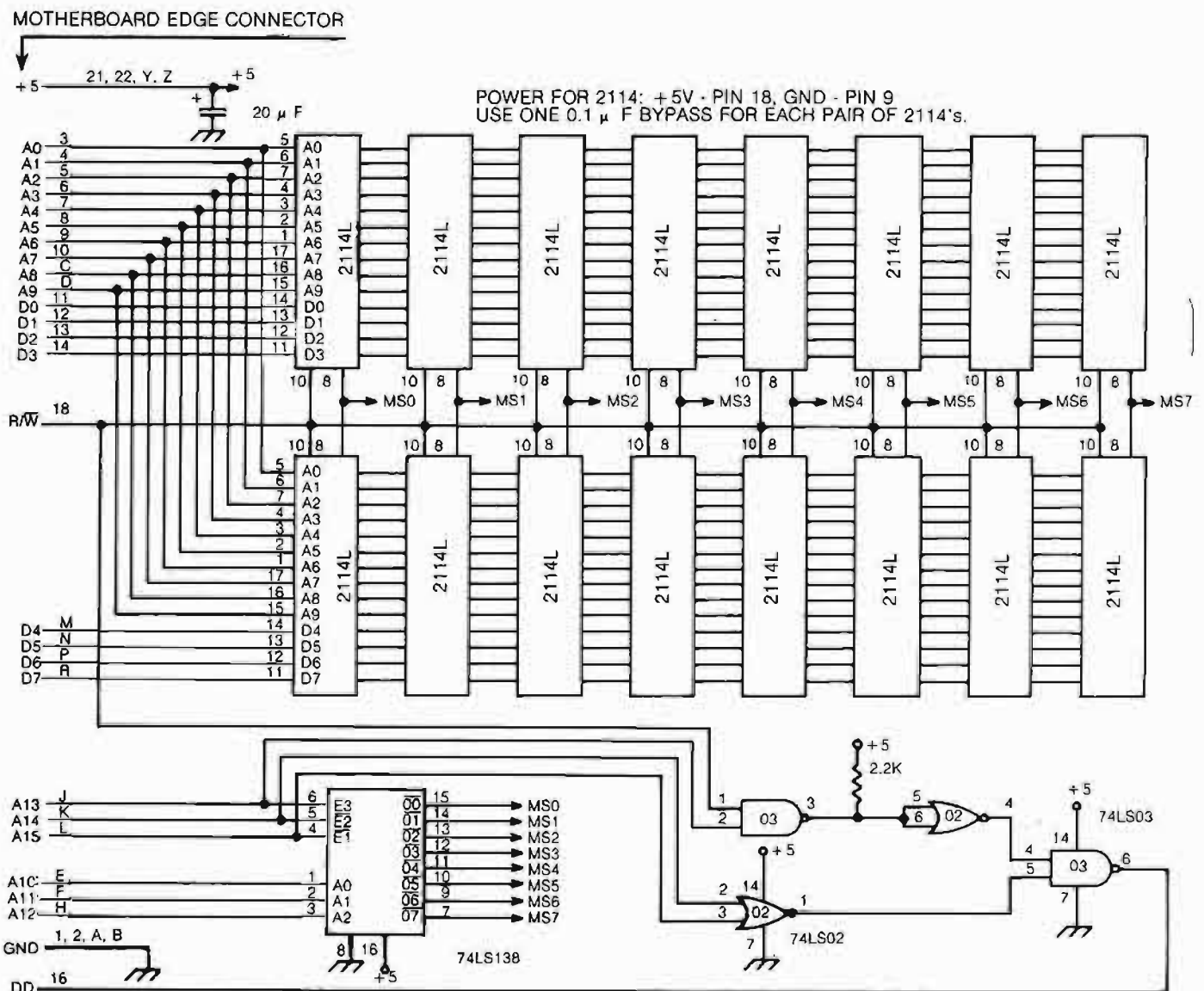
Two common TTL gates (one open-collector) generate the DD signal. The address for the memory is \$2000-\$3FFF which is just above the 8K memory supplied on the computer board. It would be easy to change its location by placing unused gates in the DD decoder ICs between the address lines and the 74LS138, or by simply interchanging these address lines. The memory map of the C1P allows up to 40K of contiguous random access memory, to \$9FFF.

All the ICs fit on a Vector type VCT-3677 DIP board with room to

spare. The Radio Shack type 276-156 prototype board is too small to hold more than 3K of memory. Either wire-wrap or solder construction can be used. This board requires up to 1.5A power supply current, so be sure the supply is stiff enough and that adequate filtering and bypassing are used.

### The I/O Board

Figure 3 shows the circuit for the simple I/O board. The 6522 Versatile Interface Adapter (VIA) is indeed one of the most versatile I/O chips available as



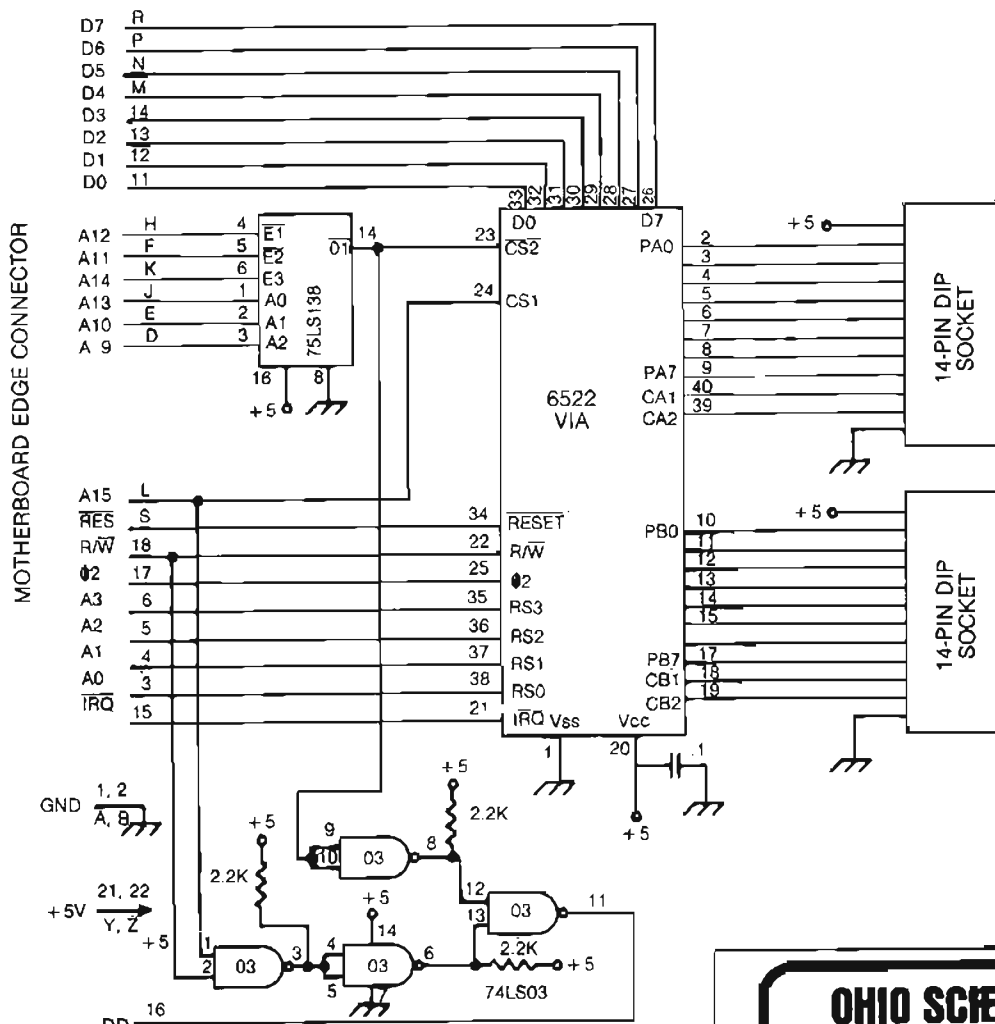


Figure 3: The I/O board uses a 6522 Versatile Interface Adapter which provides 16 bidirectional I/O lines.

detailed in a recent MICRO article (32:65). Besides two bi-directional 8-bit parallel ports, four handshaking lines, two timers and a shift register are included. It is also one of the easiest chips to program to do what is wanted. Just two support TTL ICs are required to handle address decoding and the DD signal. It would be easy to add another VIA using one of the 74LS138 unconnected output lines for address decoding; this would give 32 I/O lines. The 6520 or 6821 Peripheral Interface Adapter (PIA) could also be used with some modification of the address decoding.

The address for the VIA is \$E000-\$E00F, but the address bus is not fully decoded in the circuit, so these addresses are echoed to \$E1FF. This wasted space is so high in memory that no problem should exist.

The circuit fits easily on a Radio Shack type 276-156 prototype board and can be wired in a short time. The I/O

and handshaking lines are brought to two 14-pin DIP connectors. It would also be a good idea to bring +5V to these connectors in order to supply current to low-power peripheral circuits connected to the ports.

### Conclusion

For anyone who likes to design and build hardware, a Superboard II with the peripheral motherboard is about the cheapest way to obtain a sophisticated system that is easily interfaced to any original circuit design. It indeed opens new horizons for the computer hobbyist.

David Kammer teaches physics at Albion College and became interested in microcomputers upon purchasing an ELF computer several years ago. Current interests include expanding his Superboard II (in progress: interfacing a Stringy Floppy® tape drive and an 80 x 24 video driver) and using a SYM to collect and analyze data in physics experiments.

MICRO

## OHIO SCIENTIFIC

THE WIZARD'S CITY — search for gold in the dungeons beneath the Wizard's city or in the surrounding forest. A dynamic adventure allowing progress in strength and experience. All OSI — cassette \$12.95, disk \$15.95.

**OSI HARDWARE 15% OFF RETAIL PRICES!**


**GALACTIC EMPIRE** — a strategy game of interstellar conquest and negotiation. Compete to discover, conquer, and rule an empire with the computer or 1-2 other players. C4P, C8P cassette \$12.95, disk \$15.95.

**AIR TRAFFIC ADVENTURE** — a real time air traffic simulation. C4P, C8P disks \$15.95.

Plus S-FORTH, PACKMAN, CRAZY BOMBER, ADVENTURE, TOUCH TYPING, INTELLIGENT TERMINAL and more. Send for our free catalog including photos and complete descriptions.

(312) 259-3150

Aurora Software Associates  
37 S. Mitchell  
Arlington Heights  
Illinois 60005



# The Newest In

## Apple Fun

We've taken five of our most popular programs and combined them into one tremendous package full of fun and excitement. This disk-based package now offers you these great games:

**Mimic**—How good is your memory? Here's a chance to find out! Your **Mimic** will display a sequence of figures on a 3 x 3 grid. You must respond with the exact same sequence, within the time limit.

There are five different, increasingly difficult versions of the game, including one that will keep going indefinitely. **Mimic** is exciting, fast paced and challenging—fun for all!

**Air Flight Simulation**—Your mission: Take off and land your aircraft without crashing. You're flying blind—on instruments only.

A full tank of fuel gives you a maximum range of about 50 miles. The computer will constantly display updates of your air speed, compass heading and altitude. Your most important instrument is the Angle of Ascent/Bank Indicator. It tells if the plane is climbing or descending, whether banking into a right or left turn.

After you've acquired a few hours of flying time, you can try flying a course against a map or doing aerobatic maneuvers. Get a little more flight time under your belt, the sky's the limit.

**Colormaster**—Test your powers of deduction as you try to guess the secret color code in this Mastermind-type game. There are two levels of difficulty, and three options of play to vary your games. Not only can you guess the computer's color code, but it will guess yours! It can also serve as referee in a game between two human opponents. Can you make and break the color code...?

**Star Ship Attack**—Your mission is to protect our orbiting food station satellites from destruction by an enemy star ship. You must capture, destroy or drive off the attacking ship. If you fail, our planet is doomed...

**Trilogy**—This contest has its origins in the simple game of tic-tac-toe. The object of the game is to place three of your colors, in a row, into the delta-like, multi-level display. The rows may be horizontal, vertical, diagonal and wrapped around, through the "third dimension". Your **Apple** will be trying to do the same. You can even have your **Apple** play against itself!

Minimum system requirements are an **Apple II** or **Apple II Plus** computer with 32K of memory and one minidisk drive. **Mimic** requires **Applesoft** in ROM, all others run in RAM or ROM **Applesoft**.  
Order No. 0161AD \$19.95

## Paddle Fun

This new **Apple** disk package requires a steady eye and a quick hand at the game paddles! It includes:  
**Invaders**—You must destroy an invading fleet of 55 flying saucers while dodging the carpet of bombs they drop. Your bomb shelters will help you—for a while. Our version of a well known arcade game! Requires **Applesoft** in ROM.

**Howitzer**—This is a one or two person game in which you must fire upon another howitzer position. This program is written in HIGH-RESOLUTION graphics using different terrain and wind conditions each round to make this a demanding game. The difficulty level can be altered to suit the ability of the players. Requires **Applesoft** in ROM.

**Space Wars**—This program has three parts: (1) Two flying saucers meet in laser combat—for two players, (2) two saucers compete to see which can shoot out the most stars—for two players, and (3) one saucer shoots the stars in order to get a higher rank—for one player only. Requires **Applesoft**.

**Golf**—Whether you win or lose, you're bound to have fun on our 18 hole **Apple** golf course. Choose your club and your direction and hope to avoid the sandtraps. Losing too many strokes in the water hazards? You can always increase your handicap. Get off the tee and onto the green with **Apple Golf**. Requires **Applesoft**.

The minimum system requirement for this package is an **Apple II** or **Apple II Plus** computer with 32K of memory and one minidisk drive.  
Order No. 0163AD \$19.95

## Solar Energy For The Home

With the price of fossil fuels rising astronomically, solar space-heating systems are starting to become very attractive. But is solar heat cost-effective for you? This program can answer that question.

Just input this data for your home: location, size, interior details and amount of window space. It will then calculate your current heat loss and the amount of gain from any south facing windows. Then, enter the data for the contemplated solar heating installation. The program will compute the NET heating gain, the cost of conventional fuels vs. solar heat, and the calculated payback period—showing if the investment will save you money.

**Solar Energy for the Home**: It's a natural for architects, designers, contractors, homeowners... anyone who wants to tap the limitless energy of our sun.

Minimum system requirements are an **Apple II** or **Apple II Plus** with one disk drive and 28K of RAM. Includes **AppleDOS 3.2**.

Order No. 0235AD (disk-based version) \$34.95

## Math Fun

The **Math Fun** package uses the techniques of immediate feedback and positive reinforcement so that students can improve their math skills while playing these games:

**Hanging**—A little man is walking up the steps to the hangman's noose. But YOU can save him by answering the decimal math problems posed by the computer. Correct answers will move the man down the steps and cheat the hangman.

**Spellbinder**—You are a magician battling a computerized wizard. In order to cast death clouds, fireballs and other magic spells on him, you must correctly answer problems involving fractions.

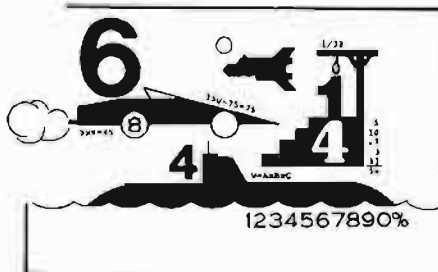
**Whole Space**—Pilot your space craft to attack the enemy planet. Each time you give a correct answer to the whole number problems, you can move your ship or fire. But for every wrong answer, the enemy gets a chance to fire at you.

**Car Jump**—Make your stunt car jump the ramps. Each correct answer will increase the number of buses your car must jump over. These problems involve calculating the areas of different geometric figures.

**Robot Duel**—Fire your laser at the computer's robot. If you give the correct answer to problems on calculating volumes, your robot can shoot at his opponent. If you give the wrong answer, your shield power will be depleted and the computer's robot can shoot at yours.

**Sub Attack**—Practice using percentages as you maneuver your sub into the harbor. A correct answer lets you move your sub and fire at the enemy fleet.

All of these programs run in **Applesoft BASIC**, except **Whole Space**, which requires **Integer BASIC**.  
Order No. 0160AD \$19.95



## Skybombers

Two nations, separated by The Big Green Mountain, are in mortal combat! Because of the terrain, their's is an aerial war—a war of SKYBOMBERS!

In this two-player game, you and your opponent command opposing fleets of fighter-bombers armed with bombs and missiles. Your orders? Fly over the mountain and bomb the enemy blockhouse into dust!

Flying a bombing mission over that innocent looking mountain is no milk run. The opposition's aircraft can fire missiles at you or you may even be destroyed by the bombs as they drop. Desperate pilots may even ram your plane or plunge into your blockhouse, suicidally.

Flight personnel are sometimes forced to parachute from badly damaged aircraft. As they float helplessly to earth, they become targets for enemy missiles.

The greater the damage you deal to your enemy, the higher your score, which is constantly updated at the bottom of the display screen.

The sounds of battle, from exploding bombs to the pathetic screams from wounded parachutists, remind each micro-commander of his bounden duty. Press On, SKYBOMBERS—Press On!

Minimum system requirements: An **Apple II** or **Apple II Plus**, with 32K RAM, one disk drive and game paddles.

Order No. 0271AD (disk-based version) \$19.95



\* A trademark of Apple Computer Inc.

PETERBOROUGH, N.H. 03458  
603-924-7296

# Instant Software™

# Apple\* Software

## From Instant Software

### Santa Paravia and Fiumaccio

*Buon giorno, signore!*

Welcome to the province of Santa Paravia. As your steward, I hope you will enjoy your reign here. I feel sure that you will find it, shall we say, profitable.

Perhaps I should acquaint you with our little domain. It is not a wealthy area, signore, but riches and glory are possible for one who is aware of political realities. These realities include your serfs. They constantly request more food from your grain reserves, grain that could be sold instead for gold florins. And should your justice become a trifle harsh, they will flee to other lands.

Yet another concern is the weather. If it is good, so is the harvest. But the rats may eat much of our surplus and we have had years of drought when famine threatened our population.

Certainly, the administration of a growing city-state will require tax revenues. And where better to gather such funds than the local marketplaces and mills? You may find it necessary to increase custom duties or tax the incomes of the merchants and nobles. Whatever you do, there will be far-reaching consequences... and, perhaps, an elevation of your noble title.

Your standing will surely be enhanced by building a new palace or a magnificent *cattedrale*. You will do well to increase your landholdings, if you also equip a few units of soldiers. There is, alas, no small need for soldiery here, for the unscrupulous Baron Peppone may invade you at any time.

To measure your progress, the official cartographer will draw you a *mappa*. From



it, you can see how much land you hold, how much of it is under the plow and how adequate your defenses are. We are unique in that here, the map IS the territory.

I trust that I have been of help, signore. I look forward to the day when I may address you as His Royal Highness, King of Santa Paravia. *Buona fortuna* or, as you say, "Good luck". For the Apple 48K.

Order No. 0174A \$9.95 (cassette version).

Order No. 0229AD \$19.95 (disk version).

**TO ORDER** SEE YOUR LOCAL INSTANT SOFTWARE DEALER OR USE THE ORDER FORM BELOW

For Fast Service

*call now*

Toll-Free  
1-800-258-5473

### Apple Cassettes

0018A Golf.....	\$7.95
0025A Mimic.....	\$7.95
0040A Bowling/Trilogy.....	\$7.95
0073A Math Tutor I.....	\$7.95
0079A Oil Tycoon.....	\$9.95
0080A Sahara Warriors.....	\$7.95
0088A Accounting Assistant.....	\$7.95
0094A Mortgage w/Prepayment Option/ Financier.....	\$7.95
0096A Space Wars.....	\$7.95
0098A Math Tutor II.....	\$7.95
0174A Santa Paravia and Fiumaccio.....	\$9.95
0148A Air Flight Simulation.....	\$9.95

### We Guarantee It!

**Instant Software Guarantee**

OUR PROGRAMS ARE GUARANTEED TO BE QUALITY PRODUCTS. IF NOT COMPLETELY SATISFIED YOU MAY RETURN THE PROGRAM WITHIN 60 DAYS. A CREDIT OR REPLACEMENT WILL BE WILLINGLY GIVEN FOR ANY REASON.

109

Name \_\_\_\_\_

Address \_\_\_\_\_

City \_\_\_\_\_ State \_\_\_\_\_ Zip \_\_\_\_\_

Check     Money Order     VISA     AMEX     Master Charge

Card No. \_\_\_\_\_ Exp. Date \_\_\_\_\_

Signed \_\_\_\_\_ Date \_\_\_\_\_

**Order your Instant Software today!**

Quantity	Order No.	Program name	Unit cost	Total cost
Shipping and handling				\$1.00
Total order				

Instant Software™ Inc.

Peterborough, N.H. 03458

# Using ATARI'S COUNTDOWN TIMERS

The Atari Personal Computer System maintains five countdown timers, updated at a 1/60th-second rate. Although these timers were designed for use by the Atari Operating System, they may also be used by BASIC and Assembly language programs.

Mike Dougherty  
7659 West Fremont Ave.  
Littleton, Colorado 80123

The Atari Personal Computing System must perform several functions in order to maintain the interactive nature of its operating system. These functions, detailed in the two publications, *Atari Personal Computer System Operating System User's Manual* and *Hardware Manual*, available from Atari, include:

- updating the real-time clock buffer
- updating the attract mode byte
- updating the software countdown timers
- updating the color, joystick, paddle, and lightpen shadow registers
- turning off the keyboard speaker
- performing the software key repeat function

## Listing 1

```

1 REM STOPWATCH
2 REM
3 REM by Mike Dougherty
4 REM
5 REM USING A VBLANK INTERVAL TIMER
6 REM TO IMPLIMENT A STOPWATCH.
7 REM JOYSTICK 1 IS USED AS THE
8 REM STOPWATCH TRIGGER.
9 REM
10 TIME=0:GRAPHICS 0:POKE 752,1:SETCOLOR 2,3,4
20 POSITION 5,2:PRINT "STOPWATCH"
30 POSITION 5,3:PRINT "STOPWATCH"
40 POSITION 5,4:PRINT "PRESS TRIGGER TO START"
50 POSITION 5,5:PRINT "PRESS TRIGGER TO STOP"
60 POSITION 5,6:PRINT "PRESS TRIGGER TO STOP"
70 POSITION 5,7:PRINT "SECONDS"
80 POSITION 13,10:PRINT "SECONDS"
90 IF STRIG(0)=0 THEN GOTO 90
100 IF STRIG(0)=1 THEN GOTO 100
200 REM
201 REM MAIN LOOP:
202 REM
203 REM _DUNTIL TRIGGER IS RELEASED
204 REM ___WAIT FOR TIMEOUT
205 REM ___RESTART TIMER
206 REM ___OUTPUT SOUND BEEP, TIME
207 REM ___UPDATE TIME FOR NEXT LOOP
208 REM _ENDDO
209 REM
210 IF PEEK(554)<>0 THEN GOTO 210
220 POKE 540,6
230 LOUD=10-LOUD:SOUND 0,121,10,LOUD
240 POSITION 16,12:PRINT " ":POSITION 16,12:PRINT TIME/10
250 TIME=TIME+1
260 IF STRIG(0)=0 THEN GOTO 200
1000 REM
1001 REM SHUT DOWN STOPWATCH,
1002 REM WAIT FOR USER TO RESTART
1003 REM
1010 SOUND 0,0,0,0
1020 POSITION 5,14:PRINT "PRESS TRIGGER TO RESTART"
1030 POSITION 5,14:PRINT "PRESS TRIGGER TO RESTART"
1040 IF STRIG(0)=1 THEN GOTO 1020
1050 GOTO 10

```

Table 1: Atari Countdown Timer Addresses

Timer CDTMx	Countdown Value CDTMVx	Countdown Flag CDTMFx	Countdown Completion Address CDTMx
CDTM1	536. (\$0218)	---	550. (\$0226)
CDTM2	538. (\$021A)	---	552. (\$0228)
CDTM3	540. (\$021C)	554. (\$022A)	---
CDTM4	542. (\$021E)	556. (\$022C)	---
CDTM5	544. (\$0220)	558. (\$022E)	---

where x denotes the timer number 1, 2, 3, 4, or 5  
Note: the real-time clock uses the three bytes 18., 19., and 20.  
(\$0012-\$0014) with the low order stored last.



To operate properly, these functions must be executed at regular and frequent intervals. However, the time required to perform these functions should not degrade the video output of the computer. Atari solved this problem by performing the above functions while the video output was blanked and the CRT gun was vertically returning for the start of the next video scan. Because of this, the routine performing these functions was called VBLANK. VBLANK is initiated by an interrupt generated at the end of a complete video scan, each 1/60th of a second. This interrupt forms the time base of the real-time clock buffer and the interval timers — subjects of this article.

In all, the Atari Personal Computer System maintains five countdown timers, CDTM1, CDTM2, CDTM3, CDTM4, and CDTM5. If one of these 16-bit timers is non-zero, it is decremented (counted down) at a 1/60th of a second rate until zero, one count per VBLANK interrupt. While the three countdown timers CDTM3, CDTM4, or CDTM5, count down to zero, a corresponding byte flag, CDTMF3, CDTMF4, or CDTMF5, is set to the value of 255 (\$FF). When one of these timers reaches zero, the corresponding flag is set to zero. The two remaining countdown timers, CDTM1 and CDTM2, do not set any software flags. Instead, when one of these two timers counts down to zero, a call is made to an assembly language subroutine.

The address of this assembly language subroutine is located in RAM and may be modified to point to an arbitrary user subroutine. Thus CDTM3, CDTM4, and CDTM5, allow for the timing of events by monitoring software flags, while CDTM1 and CDTM2 allow a user-completion assembly language subroutine to be executed after a time period ranging from 1/60th of a second to 65535/60th of a second. Table 1 gives the specific memory locations and Atari labels for the five timers.

Note that these timers were originally designed with the Atari operating system in mind. Various routines in the Central Input and Output Component of the operating system (CIO) use the timers to measure data transmission to and from peripheral devices. However, for memory-based applications, no apparent conflicts in countdown timer usage have been observed. In addition, there are times when the operating system is executing time critical code — times when the VBLANK routine is cut short. During

## Listing 2

```

1 REM ██████████
2 REM ██████████
3 REM by Mike Dougherty
4 REM ██████████
5 REM USING THE VBLANK REAL TIME
6 REM CLOCK TO IMPLEMENT A STOPWATCH.
7 REM JOYSTICK 1 IS USED AS THE
8 REM STOPWATCH TRIGGER.
9 REM ██████████
10 TIME=0:GRAPHICS 0:POKE 752,1:SETCOLOR 2,3,4
20 POSITION 5,2:PRINT "██████████"
30 POSITION 5,3:PRINT "██████████"
40 POSITION 5,4:PRINT "██████████"
50 POSITION 5,5:PRINT "PRESS JOYSTICK TO STOP"
60 POSITION 5,6:PRINT "RELEASE JOYSTICK TO STOP"
70 POSITION 5,7:PRINT "██████████"
80 POSITION 13,10:PRINT "SECONDS"
90 IF STRIG(0)=0 THEN GOTO 90
100 IF STRIG(0)=1 THEN GOTO 100
110 T=PEEK(20)+6:IF T>255 THEN T=T-256
200 REM ██████████
201 REM MAIN LOOP:
202 REM ██████████
203 REM _DUNTIL TRIGGER IS RELEASED
204 REM _WAIT FOR RTC TO REACH T
205 REM _COMPUTE NEXT VALUE OF T
206 REM _COUNT THIS DELAY
207 REM _OUTPUT SOUND BEEP, TIME
208 REM _ENDDO
209 REM ██████████
210 IF PEEK(20)>T THEN GOTO 210
220 T=T+6:IF T>255 THEN T=T-256
230 TIME=TIME+1
240 LOUD=10-LOUD:SOUND 0,121,10,LOUD
250 POSITION 16,12:PRINT "          ":POSITION 16,12:PRINT TIME/10
260 IF STRIG(0)=0 THEN GOTO 200
1000 REM ██████████
1001 REM SHUT DOWN STOPWATCH,
1002 REM WAIT FOR USER TO RESTART
1003 REM ██████████
1010 SOUND 0,0,0,0
1020 POSITION 5,14:PRINT "PRESS JOYSTICK TO RESTART"
1030 POSITION 5,14:PRINT "██████████"
1040 IF STRIG(0)=1 THEN GOTO 1020
1050 GOTO 10

```

such an interrupt, only the real-time clock and CDTM1 are updated, with the rest of the countdown timers skipped until the next VBLANK interrupt. Thus it is possible for the rest of the countdown timers to occasionally miss a "tick." Since the amount of time critical code in the operating system is small, missing an occasional 1/60th of a second tick is usually tolerable for real-time applications.

Listing 1 gives a simple application of the software flag countdown timer, CDTM3. (CDTM4 or CDTM5 could have been used equally well.) In this application, CDTM3 is used to implement a stopwatch accurate to 1/10th of a second (with only an occasional 1/60th of a second VBLANK tick being missed due to time critical code). Listing 1 uses the trigger of joystick 1 (TRIGGER{0}) to control the starting and stopping of the stopwatch. Since the timing is being performed auto-

matically by VBLANK in the background, the program STOPWATCH does not need to worry about accuracy. Once the countdown timer is started with a value of 6, STOPWATCH has up to 1/10th of a second to display the time, set the sound voices, and any other desired "bells and whistles." This allows STOPWATCH considerable freedom to perform other functions while the timer is still maintaining accurate time.

For applications that cannot tolerate the occasional missing of a 1/60th of a second VBLANK tick, the real-time clock buffer may be used. The real-time clock buffer is a three-byte, upward-counting timer, incremented with every VBLANK interrupt, time critical code or not. Since other portions of the operating system utilize the real-time clock, listing 2 implements the stopwatch without modifying this real-time clock value. This version of STOPWATCH will not lose time.

Listing 3

```

1 REM DEMONSTRATION OF THE BACKGROUND
2 REM PROCESSING CAPABILITIES OF THE
3 REM ATARI COMPUTER SYSTEM.
4 REM COUNTDOWN TIMER 1 WILL BE USED
5 REM TO TRIGGER A BACKGROUND ROUTINE
6 REM THAT CHANGES THE SOUND 0 OUTPUT.
7 REM ONCE STARTED, THIS ROUTINE DOES
8 REM NOT REQUIRE ATTENTION FROM THE
9 REM USER. LISTINGS, EDITING, ETC.
10 REM MAY BE PERFORMED WHILE THE
11 REM BACKGROUND IS RUNNING -- STOP
12 REM BY HITTING SYSTEM RESET.
13 REM
14 REM by Mike Dougherty
15 REM
1000 REM .....
1001 REM
1002 REM INITIALIZE THE BACKGROUND
1003 REM CODE, POKING INTO PAGE 6.
1004 REM
1010 DIM BYTE$(2)
1020 READ ADDRESS
1030 READ BYTE$:IF BYTE$="**" THEN 2000
1040 BYTE=0
1050 V=ASC(BYTE$(1))-48:IF V>9 THEN V=V-7
1060 BYTE=BYTE*16+V
1070 V=ASC(BYTE$(2))-48:IF V>9 THEN V=V-7
1080 BYTE=BYTE*16+V
1090 POKE ADDRESS,BYTE
1100 ADDRESS=ADDRESS+1
1110 GOTO 1030
1500 DATA 1536
1510 DATA A9,0B
1520 DATA 8D,26,02
1530 DATA A9,06
1540 DATA 8D,27,02
1550 DATA 68
1560 DATA AD,0A,D2
1570 DATA 8D,00,D2
1580 DATA A9,AB
1590 DATA 8D,01,D2
1600 DATA AD,0A,D2
1610 DATA 4A
1612 DATA 4A
1614 DATA 4A
1616 DATA 4A
1618 DATA 09,01
1620 DATA 8D,18,02
1630 DATA 60
1640 DATA **
1650 REM
2000 REM .....
2001 REM
2002 REM THE FUNCTION IS IN PROTECTED
2003 REM MEMORY -- PRINT OUT THE
2004 REM APPROPRIATE USR COMMAND AND
2005 REM POSITION THE CURSOR SO THAT
2006 REM ONLY A CARRIAGE RETURN IS
2007 REM REQUIRED -- DO NOT LET THE
2008 REM USER USR TO THE WRONG PLACE !
2009 REM
2010 GRAPHICS 0
2020 PRINT "HIT RETURN TO START THE MUSIC !!"
2030 PRINT
2040 PRINT "X=USR(1536)"
2050 POSITION 0,0

```

Listing 4 : Countdown Timer 1 Completion Routine

```

*=$0600 FREE SPACE IN BASIC
:
: USER ROUTINE TO CHANGE VOICE #0 OF BASIC AS
: A BACKGROUND TASK. COUNT DOWN TIMER 1 IS USED.
:
: DEFINE HARDWARE REGISTERS:
:
RANDOM=$D20A ATARI HARDWARE RANDOM NUMBER GENERATOR
AUDF1=$D200 VOICE 0 FREQUENCY REGISTER
AUDC1=$D201 VOICE 0 NOISE AND LOUDNESS REGISTER
:
: DEFINE COUNT DOWN TIMER 1
:
CDTMA1=$0226 COMPLETION ROUTINE ADDRESS
CDTMV1=$0218 COUNT DOWN VALUE ADDRESS
:
: INITIALIZE COMPLETION ROUTINE ADDRESS AND FALL
: THROUGH TO ROUTINE TO START IT ALL. THE INITIALIZATION
: IS CALLED AS: USR(1536). THE COMPLETION ROUTINE
: IS CALLED BY VBLANK AS A NORMAL SUBROUTINE.
:
A9 0B INIT LDA #TIMER&FF LO BYTE OF ADDRESS
8D 26 02 STA CDTMA1 TO CDTM1 COMPLETION ADDR
A9 06 LDA #TIMER/256 HI BYTE OF ADDRESS
8D 27 02 STA CDTMA1+1 COMPLETION ADDRESS INITIALIZED
68 PLA DROP # OF USR ARGUMENTS
:
: COUNT DOWN TIMER 1 COMPLETION ROUTINE -- SIMPLY
: MODIFY THE SOUND OF VOICE 0 TO PROVE THAT THIS
: WAS EXECUTED, AND RESTART TIMER FOR THE NEXT CHANGE.
:
AD 0A D2 TIMER LDA RANDOM GET A RANDOM BYTE
8D 00 D2 STA AUDF1 SET AS FREQUENCY OF VOICE 0
A9 A8 LDA #A8 TONE=$0A; LOUDNESS=$08
8D 01 D2 STA AUDC1 VOICE 0 CONTROL REGISTER
AD 0A D2 LDA RANDOM BYTE FOR TIMER DURATION
4A LSR A REDUCE TO 0-15 -- SOUNDS BETTER
4A LSR A
4A LSR A
4A LSR A
09 01 ORA #01 MAKE CERTAIN TIME AT LEAST A ONE
8D 18 02 STA CDTMV1 TIME OF ZERO IS TROUBLE
60 RTS UNTIL NEXT CDTM1 COMPLETION
.END

```

The first two countdown timers, CDTM1 and CDTM2, allow a much more sophisticated timer control. To make use of this sophistication, assembly language programming is required. (The following discussion applies to CDTM2 as well as CDTM1, with an appropriate change in addresses.)

While VBLANK is servicing its interrupt, CDTM1 is checked for a non-zero value. If CDTM1 is non-zero, then CDTMV1 is decremented (counted down) by one. If CDTM1 goes to zero after being decremented, then the subroutine JTIMR1 is called. JTIMR1 simply jumps indirectly to the address stored at CDTMA1, the CDTM1 completion routine. Thus to use CDTM1, the following steps must be performed:

POKE an assembly language subroutine into memory. This subroutine should perform a normal return via the RTS instruction.

POKE the starting address (low, high) into CDTMA1 and CDTMA1+1

start the timer by POKing a value into CDTMV1

continue to execute the BASIC program.

(Continued on page 82)

**ORDER TOLL-FREE**  
**consumer computers**  
**Mail order DISCOUNTS**  
**FREE SHIPPING**  
on all pre-paid cash orders

## NEC Microcomputer



- PC-8001A 32K Computer.....CALL
  - PC-8012A I/O Unit w/32K RAM.....65
  - PC-8013A Dual Mini-Disk Drive Unit.....CALL
  - PC-8001 Multi Cardware (FDI/O & 32K).....CALL
  - CP/M 2.2 Operating System for NEC.....129
  - WordStar configured for NEC.....299
  - SuperCalc configured for NEC.....279
  - NEC Wordprocessor & Accounting Software.....CALL
- Many more software packages and languages: (Pascal, Fortran, Cobol, etc) are available configured for the NEC 8001A Computer.  
 Please call or write for a product price list.


## S-100

California Computer Systems

- Floppy Disk Controller.....\$369
- 64K Dynamic Ram Board, 200ns.....\$499
- Z-80 CPU board w/ monitor ROM.....\$269
- 16K Static memory board, 200ns.....369
- 32K Static memory board, 200ns.....599
- S-100 12 Slot Mainframe.....475
- 4-Port Serial Interface.....299
- 2-Port Serial/2-Port Parallel Interface.....299
- 4-Port Parallel Interface.....229


## apple computer

Authorized Dealer



**APPLE II PLUS**  
 16K's, 48K's, 64k's\*  
\*48K Apple with 16K RamBoard

**CALL FOR BEST PRICES**




**APPLE DISK DRIVES**  
 DRIVE ONLY OR W/CONT & DOS 3.3  
**CALL FOR PRICES**

**SPECIAL APPLE CATALOG AVAILABLE**

**16K RAMBOARD by ConComp**  
 for Apple II Computers

**FOR ONLY \$129.95**



**AVAILABLE NOW**

Shipping information: Phone orders using VISA, MASTERCARD, AMERICAN EXPRESS, GINER'S CLUB, CARTE BLANCHE, bank wire transfer, cashiers or certified check, money order or personal check (allow ten days to clear). Unless prepaid with cash, please add 5% for shipping, handling and insurance. Minimum \$100. California residents add 4.5% sales tax. We accept CODs. OEM's, institutions and corporations please send for a written quotation. All equipment is subject to price change and availability without notice. All equipment is new and complete with manufacturer's warranty (usually 90 days). Showroom prices may differ from mail order prices.

## ATARI



**ATARI 800 16K**  
**CALL FOR BEST PRICE**

- Atari 400 w/ 16K.....349
- 410 Program Recorder.....65
- 810 Disk Drive.....449
- 825 80 col. 7x8 Dot matrix Impact printer.....699
- 822 40 col. Quiet Thermal Printer.....349
- 850 Interface Module.....159
- Atari 16K Ram Module.....69
- Axlon Ramcrum 32K Module.....189
- Asteroids, Missile Command and Star Raiders.....35 ea.

**SPECIAL ATARI CATALOG AVAILABLE**


## Video Monitors

- Amdex/Leedex Video 100 12" B&W.....149
- Amdex/Leedex Video 100G 12" Green Phosphor.....179
- Amdex (Hitachi) 13" Color w/audio output.....389
- NEC 12" Green Phosphor Display JB-1201M.....CALL
- NEC 12" Lo-Res Color Display.....CALL
- NEC 12" Hi-Res RGB Color Display.....CALL
- Sanyo 9" B&W Display.....185
- Sanyo 9" Green Phosphor Display.....CALL
- Sanyo 12" B&W Display.....269
- Sanyo 12" Green Phosphor Display.....285
- Sanyo 13" Color Display.....449
- Zenith 12" Green Phosphor Display ZVM-121.....149



**ZENITH 12" GREEN**  
**\$149**

## Commodore VIC20™




**Personal Computer**  
 Color \* Sound \* Graphics  
 Call or write for more info. **\$259**  
 Disk drives available soon!

## Printers

**Silentype**  
 w/ Apple II Interface

**\$349**

**Epson MX-80 or MX-80 FT**  
**CALL**




- Anadex 9501 w/2K Buffer.....1349
- C. Itoh Starwriter 25 CPS daisywheel.....1449
- C. Itoh Starwriter 45 CPS daisywheel.....1649
- Epson MX-70.....CALL
- Epson MX-80 & MX-80 FT.....CALL
- Epson MX-100.....CALL
- NEC 8023 Impact Dot Matrix.....695
- NEC Spinwriters (Latest models).....CALL
- Paper Tiger IDS-445G w/graphics.....699
- Paper Tiger IDS-460G w/graphics.....949
- Paper Tiger IDS-560G w/graphics.....1249
- Silentype Printer w/Apple Interface.....349
- Qume Sprint Daisywheels (Latest models).....CALL

**ORDER TOLL FREE 800-854-6654**  
 In California and outside continental U.S.  
**(714) 698-8088**  
 Telex 695-000 Beta CCMO

**Send Orders To:**  
**consumer computers** Mail Order

**8314 Parkway Drive**  
**La Mesa, Calif. 92041**

# SPEED POWER EFFICIENCY



for **OSI**  
65D3 SYSTEMS

## **FBASIC:** BASIC Compiler \$155/\$10

- **FAST** efficient machine code written with the ease of BASIC.
- **SPEED**-optimized, native-code compiler.
- **INTEGER** subset of OSI-supplied BASIC.
- **DISK** based: No problem with size of source or object files.
- **EXTENSIONS** to BASIC:
  - Simple interface to system hardware and software.
  - Direct access to 6502 registers.
  - Array initialization.
  - Optional absolute array locations.
  - **WHILE** and other structures.
  - Simple technique for combining compiler and interpreter advantages.
- **FULL** system: utilities (plus source), manual, and many useful examples.

## **R-EDIT:** Edit any program or text with ease! \$40

- **FULL CURSOR** control. Edit anywhere on the screen.
- **INSERT**, replace, add, delete.
- **ONE KEY** stroke and you're editing.
- **BASIC**, assembler, etc. can all be edited without reloading editor.
- **RAM-resident:** Always ready!
- **SYSGEN** relocates R-EDIT and customizes.

## **SPUL-65:** Printer Spooler \$95/\$10 Virtual Indirect File

- **STOP WAITING** for your printer!
- **PROCESS** words, write programs...all while printing!
- **QUEUE** lets you pile on print jobs.
- **MULTIPLE COPIES** printed with top and bottom page margins.
- **SYSGEN** relocates SPUL65 and gives extensive customization.
- **INDIRECT FILE** commands produce disk files giving you:
  - A virtually unlimited temporary file.
  - A link between incompatible files; for example, use WP-2 for extensive BASIC editing.
  - Ability to merge multiple program segments.

## **XREF:** BASIC Cross Referencer \$25

- **TABULATES:**
  - Referenced line numbers.
  - Variable names (numeric, string, array).
  - Defined functions.
- **FAST** machine language program.
- **DISK** based: Handles large BASIC source files on any drive.

## **CP/M to OSI** Disk Translation

Frustrated by all those good CP/M disks that won't run on your OSI CP/M system? It's that special OSI disk format! And we can fix that. Just send us your disk, \$15, and you'll soon have an OSI compatible disk.



Data Resource Corporation  
Suite 204  
1040 Lunaai Street  
Kailua, HI 96734 (808) 261-2012

Manual orders applied to software purchases. Programs supplied on 8-in, single-density, single-sided disks. Hawaii residents add 4% tax.

# Speedy Routine for C1P Joystick

Take the "slow motion" out of your real-time games with this speedy joystick input routine for your C1P. Application driver routines are also provided.

John Krout  
5108 N. 23rd Rd.  
Arlington, Virginia 22207

Before I bought my computer, I used to spend a lot of pocket change and time in the local video arcades. Now I keep the change and invest the time in attempts to surpass the latest commercial amusement electronics in software at home. Like many computer users, I enjoy developing realtime graphics games almost as much as playing them.

A major problem with games that use interpretive BASIC is execution speed. Everyone recognizes that a faster game is a greater challenge to the player. BASIC on the Challenger 1P stands up well in speed comparisons with any other machine on the market at a similar price. But BASIC software, which juggles a number of moving elements on screen, often decelerates past the threshold of boredom.

Joysticks are the usual input devices for the realtime games I develop. A trigger joystick such as those used in the Atari cartridge video game can be easily connected to the keyboard port of the Challenger 1P. Many software vendors offer inexpensive instructions for this hardware modification. To the computer, each joystick looks as if it were a row of keys, and the status of its triggers can be sensed by examining a keyboard row as described in the Challenger 1P documentation.

Listing 1 is an example of a joystick examining routine in BASIC. The value of X, set in line 10, selects the row of keys scanned and, therefore, the joystick used. In this case, numeral keys

## Listing 1

```
10 X=127
20 POKE 530,1
30 FOR I=1 TO 2000
40 POKE 57088,X:
   P=PEEK(57088)
50 NEXT
60 POKE 530,0
```

## Listing 2

```
5 0222          START *=$222
10 0222 203202  JSR #232
20 0225 A5AF    LDA 175
30 0227 8D00DF  STA 57088
40 022A AC00DF  LDY 57088
50 022D A900    LDA #0
60 022F 6C0800  JMP (8)
70 0232 6C0600  JMP (6)
```

## Listing 3

```
10 DATA 32,50,2,165,175,
   141,0,223
20 DATA 172,0,223,169,0,
   108,8,0
30 DATA 108,6,0
40 FOR I=1 TO 19
50 READ A: POKE I+545,A
60 NEXT
70 POKE 11,34: POKE 12,2
```

## Listing 4

```
10 X=127
30 FOR I=1 TO 2000
40 P=USR(X)
50 NEXT
```

1 through 7 are scanned. The POKE in line 20 disables the BASIC overhead routine which scans the keyboard for a Control C program break by the player. Line 40 POKES X to the keyboard port at location 57088, and sets the variable P equal to the result value PEEKed at the same location. The value of P reflects which keys, if any, have been depressed, or joystick triggers closed, by the player when line 40 is executed. Lines 30 and 50 set up a loop which repeats the keyboard scan in line 40 for execution speed comparison, and line 60 re-enables the Control C routine.

Listing 2 is an assembly language subroutine which may be called from BASIC via the USR(X) function to replace the POKE and PEEK in line 40 of listing 1. This routine accomplishes four steps: transferring the value of the argument variable X from BASIC, POKING the argument to the keyboard port, PEEKING at the keyboard port for the result value, and transferring the result value back to BASIC. It does all of this without the need for BASIC POKES to turn off and on the Control C routine.

Lines 10 and 70 of listing 2 transfer the argument value from BASIC. This is done by calling the routine in ROM to which the address in locations 6 and 7 point. Since the JSR opcode does not include an indirect addressing option, line 10 calls line 70, which is simply a jump using indirect addressing to get to the ROM routine. When the processor encounters an RTS opcode in ROM, it will resume execution at line 20.

The ROM routine places the argument value in locations 174 and 175. The format is a 15-bit integer with a sign bit. This means that arguments greater than 32767 or less than -32768 will generate an error code in BASIC. The routine stores the sign bit and most significant 7 bits in location 174, and the least significant 8 bits in location 175.

Since the argument value for the keyboard port ranges from 0 to 255, only the least significant 8 bits of the argument are needed by the routine of listing 2 for further use. Therefore, line 20 loads the data in location 175 to the accumulator, and line 30 stores that value from the accumulator to the keyboard port. The value placed in location 174 by the ROM routine is ignored.

To return a result value to BASIC, another ROM routine is called via the indirect jump in line 60. This routine treats the data in index register Y as the least significant 8 bits, and the data in the accumulator as the sign bit plus the most significant 7 bits, of the integer value to be returned. Since the result in

this case also ranges from 0 to 255, line 40 loads the result value from the keyboard port to index register Y, and line 50 loads a zero into the accumulator prior to the jump. When the processor again encounters an RTS opcode in ROM, it will return directly to the BASIC program, so no other RTS is necessary in listing 2.

Listing 3, a BASIC loader, places the decimal values (in DATA statements) of the assembled opcodes of listing 2 into memory beginning at location 546. This is the start of the unused memory space which ends at location 767. However, listing 3 could place the routine elsewhere in memory if space is initially reserved for it. The top of memory can be reserved for the routine by POKEing the start address of the reservation into locations 133 and 134 in low-high format. The high part is the address divided by 256, and the low part is the remainder. For instance, to reserve memory starting at location 8000:

```
5 POKE 133,64: POKE 134,31:
POKE 129,64: POKE 130,31
```

will do the trick. Keep in mind that listing 2 is not relocatable, so the second and third values of data will have to be changed to match the new address of JMP (6).

### Listing 5

```
10 DATA 32,50,2,145,175,141,0,223
20 DATA 172,0,223,169,0,108,8,0
30 DATA 108,8,0
40 FOR I=1 TO 19
50 READ A: POKE I+545,A
60 NEXT
70 POKE 11,34: POKE 12,2
80 FOR I=1 TO 32: PRINT: NEXT
90 INPUT"start address":X: PRINT
95 PRINT"address: data": PRINT
100 Y=PEEK(X)
105 Z#=STR$(X)+"": "+STR$(Y)+" ": L=LEN(Z#)
110 FOR I=1 TO L: POKE 54119+I, ASC(MID$(Z#,I,1)): NEXT
115 FOR I=1 TO 250: NEXT
120 P=USR(127): IF P=255 GOTO 120: REM stick centered
125 IF Y=255 GOTO 140
130 IF P=191 THEN Y=Y+1: POKE X,Y: GOTO 105: REM stick up
135 IF Y=0 GOTO 145
140 IF P=239 THEN Y=Y-1: POKE X,Y: GOTO 105: REM stick down
145 IF X=0 GOTO 160
150 IF P=247 THEN X=X-1: GOTO 100: REM stick left
155 IF X=65535 GOTO 165
160 IF P=223 THEN X=X+1: GOTO 100: REM stick right
165 IF P=127 THEN FOR I=1 TO 500: NEXT: END: REM trigger pressed
170 GOTO 120
```

Line 70 of listing 3 informs BASIC that the function USR(X) calls the routine beginning at location 546. The address of the USR(X) entry point is

stored in low-high format by POKEs to locations 11 and 12. If you've had trouble implementing USR(X) routines in the past, it may be because the

# Olympic Sales Company

SERVING YOU SINCE 1947

Main Showroom & Offices:  
216 South Oxford Avenue  
Los Angeles, CA 90004

WE HONOR  
VISA and MASTERCHARGE

TELEX: 67 34 77

ORDER DESKS open 7 Days a Week!  
7:00 AM to 7:00 PM Mon thru Sat  
Sunday Noon to 5:00 PM

Order Desks: (213) 739-1130

TOLL-FREE TOLL-FREE  
(outside Calif.) (within Calif.)

800-421-8045 800-252-2153

NO ONE UNDERSELLS OLYMPIC SALES

Write & request our new 112 pg catalog—please include \$1.00 to defray postage & handling—includes many more items from TV's to Watches!

All goods subject to availability; this ad supersedes all previous ads; we are not responsible for typographical errors; we will meet or beat any advertised prices if the competition has the goods on hand. Minimum shipping and handling \$4.95. All orders subject to verification and acceptance.

We are an authorized servicing Apple dealer for Apple II & III. Immediate delivery on all models—we carry an enormous inventory of Apple products at all times!

**16K-32K-48K-64K-Plus or Integer in stock!**

**NEW, IMPROVED APPLE III 128K VERSION**

Large inventory of:  
Disk with compatible DOS 3.3  
Second Disk Drives  
Fiscal-Foreign-Cobol languages  
Draw Jongs & Quote reporter  
Graphics Tablets  
Visicalc for Apple II & III  
Smarter 80 column card  
Micromodem II by DC Hayes and more.

ATTENTION: Immediate delivery  
WE ALSO CARRY SOFTWARE!  
Personal Software  
Peach Tree Software  
Microfit  
Microlog  
Innovative  
American  
System Plus  
and more.

**NOW IN STOCK!**

**HEWLETT PACKARD**  
2 NEW DELUXE CALCS FROM HPI  
Slim, shirt-pocket styling

**NEW! HP-11C** Your Cost: \$114.95  
Advanced Programmable Scientific LCD Retail \$130.00

**NEW! HP-12C** Your Cost: \$129.95  
Advanced Programmable Financial LCD Retail \$150.00

HP-125 New Microcomputer \$350.00 2499.00  
\$4K CPU/Terminal/Keyboard Retail \$499.00

HP-85 Microcomputer—built-in printer/monitor \$375.00 2499.00

HP-83 Microcomputer—built-in monitor \$225.00 1799.00

HP-2831B Printer, dot matrix font for optional \$395.00 3199.00

HP-2831A 80 col printer, dot matrix \$45.00 755.00

HP-2831R Letter quality print, dot matrix \$495.00

HP-82901M Dual master (256KB disk drive) \$200.00 1999.00  
Call us for the lowest prices on 7 disk drives Call us Call us

HP-41CV New! 2.2K bytes of memory \$375.00 256.00  
Card Reader for 41CV \$215.00 171.00  
Printer for 41CV \$385.00 294.00  
Quad Ram \$95.00 84.95  
Optical Wand for 41CV \$125.00 99.95

HP-41C Calculator \$250.00 188.95  
Memory mod. for 41C \$75.95

HP-87 Programmable printer \$750.00 579.95  
HP-34C Programmable scientific \$150.00 117.95  
HP-38C Programmable business R/E \$150.00 119.95

We have the complete line of accessories, etc.

**XEROX**  
Model 820-1 (5K\*) \$3750.00  
**64K COMPUTER & WORD PROCESSOR**  
AS LOW AS \$2995.00  
Special discount available to Schools & Institutions—Inquire! Required software add!

NEW—FAMOUS CORVUS DISK DRIVES—5, 10, 20 MEGABYTES with fantastic new DMINNET Network  
Call us for the best prices in the USA! System

**Texas Instruments Home Computer**

New—1982 Model with full typewriter style keyboard, TI-99/4A U/I case & more! Retail \$499.00  
New KEYBOARD \$95.00 \$369.95

10" color monitor for 99/4 \$50.00 319.95  
32K Exp. mem. module \$92.95 314.95  
Extended Basic, a MUST for 32K module \$100.00 75.00

Speech synthesizer \$50.00 129.95  
We carry a large inventory of software & accessories

TI-30-2 LCS Stu Slide NEW 18.95  
TI-35PC LCD SCIENTIFIC 22.50  
TI-40 LCO Sci/NEW 28.95  
TI-57 Prog. Scientific 39.95  
TI-58C 480 Step. Prog. 89.95  
TI-59 380 Step. Prog. 179.95  
PC-100C Print/Plot 149.95  
LCD Programmer/NEW 59.95

**ATARI Computer**

Large inventory of peripherals, access, etc.

400 SPECIAL PRICE! 16K \$95.00 339.95  
No language inc., opt'l base, \$4.95

800 16K Computer 1080.00 759.95  
SPECIAL!  
ATARI 800 98K Computer 1250.00 869.95

**OHIO SCIENTIFIC**

CBPDE—48K Retail: \$3495.00/Y/C: \$3195.00

- Dual 8" Drives • 64 col x 32 line/color
- 7 MIPS FAST! • Many more stand features

Fortran & Pascal available  
Many other OSI products - at discounted prices

NEW! From TI-Series 10 Personal Information Terminal Retail 995.00 Your Cost 795.00

**PRINTERS**

	Retail	Your Cost
• DIABLO (Letter Quality)	2965.00	2699.00
630 R102 hi directional tractors	3072.00	2899.95
1640K 109 keyboard, tractors	2710.00	2499.95
630 R0 Receive only	3270.00	2999.95
1650K136 keyboard/tractors		
• CENTRONICS dot matrix		
700-9 Parallel, heavy duty	1460.00	1199.95
704-9 Serial, heavy duty	1795.00	1599.95
737-1 Parallel	995.00	799.95
737-3 Serial	1045.00	899.95
704-11 Parallel	1870.00	1699.00
P1 Electrostatic	495.00	189.95

• PAPER TIGER

460	995.00	895.00
460G graphics	1094.00	989.95
580	1294.00	1099.00
580G graphics	1394.00	1195.00
445	195.00	99.00
445G	894.00	789.00

**EPSON PRINTERS**

	Retail	Your Cost
MX80	645.00	539.95
Optional Graftrax Chip 80		95.00
MX80 FT	745.00	669.95
MX80 + GRAFTRAX 80	695.00	579.95
MX80 FT + GRAFTRAX 80	795.00	689.95
MX100	995.00	789.95

WE ALSO HAVE ...

• NOVATION Modems

	Retail	Your Cost
CAT	199.95	159.95
D CAT	199.95	159.95
APPLE CAT Direct connect	349.95	314.95

**SANYO MONITORS High resolution**

13" Color (low) high quality	550.00	419.95
12" Green phosphorus	360.00	259.95
12" Black & white	340.00	239.95
15" Black & white	370.00	259.95
9" Black & white (the best seller)	235.00	169.95

**AMDEK (Leedex) High Quality Monitors**

100-8 12" B/W, 12 MHz	179.00	139.95
100-6 12" Green, 12 MHz	360.00	259.95
300-6 12" Green, 18 MHz	340.00	239.95
Color I 13" Color, NTSC comp. input, 489.00	489.00	339.95
Color II 13" Color, RGB input, hi res graphics, speaker	999.00	699.95

• HAZELTINE Video Display Terminals  
• SHUGART Disk Drives  
• DEC VT100 & VT103  
Call us for your DISCOUNTED price TODAY!

Challenger 1P BASIC documentation published prior to 1981 stated incorrect locations for USR(X) entry point storage.

A BASIC program is shown in listing 4 which uses the USR(X) subroutine placed in memory by execution of listing 3. When listing 4 is executed, the value of P in line 40 is the same as that of P in line 40 of listing 1. You can confirm this by adding to listings 1 and 4:

45 PRINT P

so you can see the values of P generated as keys 1 through 7 are depressed.

Without the extra line 45, listings 1 and 4 can be timed, when executed, to determine the speed improvement for joystick input obtained through the USR(X) routine. On a Challenger 1P with the standard processor clock rate, listing 1 executed in 26 seconds and listing 4 executed in 6 seconds.

As useful as fast joystick input may be in game programs, never let it be said that joysticks are of no use elsewhere. For instance, listing 5 replaces and enhances some functions of the monitor ROM in the Challenger 1P.

The monitor allows you to examine and change individual bytes, but it displays addresses and corresponding data only in hexadecimal. Also, by holding down the Return key while in data mode, you can view consecutive addresses counting up. The counting speed is fixed at a rate which allows only the speediest reader to examine each byte in this manner, so most of us have to tap Return repeatedly when we are looking for a particular value somewhere in a certain range of addresses.

Listing 5 uses a joystick connected to the uppermost keyboard row to control a decimal display of addresses and data. Pushing the stick to the right will increment the address, and to the left will decrement the address. The data in an address can be incremented by pushing the joystick up, and decremented by pushing the joystick down. The program is ended by pushing the joystick trigger.

Lines 10 through 70 are the loader of listing 3. Line 80 clears the screen, and lines 90 through 100 set up the initial display parameters. The variable X is the current address, and the variable Y is the data stored at address X. Lines 105 and 110 create a character string based on X and Y, and POKE that string to the screen.

Line 115 is a delay loop which is executed after each display. If you prefer faster or slower operation of the program, decrease or increase the terminal value of the loop.


Line 120 calls the fast joystick input routine and stores the result value in variable P. If the joystick is not pressed, the routine is called again without altering the display. Line 130 increments and stores Y if the joystick is pushed up. Since the maximum value of data is 255, line 125 prevents Y from being incremented beyond that limit. Likewise, line 135 prevents Y from being decremented past zero, and line 140 decrements and stores Y if the joystick is pressed down.

The limits of X are zero and 64K, expressed in lines 145 and 155. Line 150 decrements X if the joystick is pushed left, and line 160 increments X if the joystick is pushed right. Finally, if the trigger is pressed, line 165 executes a delay loop to avoid keybounce and the program ends.

Whether your Challenger 1P simply satisfies a craving for arcade games, or is the focus of more serious developments, the joystick is a most useful input device. Now it will go to work for you more quickly than before.

MICRO

<b>Z-FORTH IN ROM</b> by Tom Zimmer 5 to 10 times faster than Basic. Once you use it, you'll never go back to BASIC! source listing add	\$ 75.00 \$ 20.00 \$ 45.00
<b>OSI FIG-FORTH</b> True fig FORTH model for OS65D with fig editor named files, string package & much more	
<b>TINY PASCAL</b> Operates in fig-FORTH, an exceptional value when purchased with forth. TINY PASCAL & documentation FORTH & TINY PASCAL	\$ 45.00 \$ 65.00
<b>SPACE INVADERS</b> 100% machine code for all systems with 64 chr. video. Full color & sound on C2, 4P & 8P systems. The fastest arcade program available.	\$ 14.95 \$ 99.95 \$ 84.95 \$ 109.95
<b>PROGRAMMABLE CHARACTER GENERATOR</b> Use OSI's graphics or make a complete set of your own! Easy to use, comes as a kit. 2 Mhz. boards	\$ 74.95 \$ 29.95
<b>PROGRAMMABLE SOUND BOARD</b> Complete sound system featuring the AY-3-8910 sound chip. Bare boards available.	\$ 39.95
<b>32/64 CHARACTER VIDEO MODIFICATION</b> Oldest and most popular video mod. True 32 chr. C1P, or 32/64 chr. C4P video display. Also adds many other options.	
<b>ROMS!!!</b> Augment Video Mod with our Roms. Full screen editing, print at selectable scroll, disk support and many more features. Basic 4 & Monitor Basic 3 All 3 for	\$ 44.95 \$ 18.95 \$ 59.95
<b>65D DISASSEMBLY MANUAL.</b> by Software Consultants. First Class throughout. A must for any 65D user.	\$ 25.95
<b>NUMEROUS BASIC PROGRAMS, UTILITY PROGRAMS AND GAMES ALONG WITH HARDWARE PROJECTS. ALL PRICES ARE U S FUNDS. Send for our \$1.50 catalogue with free program (hardcopy) Memory Map and Auto Load Routine.</b>	



3336 Avondale Court  
Windsor, Ontario, Canada N9E 1X6  
(519) 969-2500


3486 Countryside Circle  
Pontiac Township, Michigan 48057  
(313) 373-0468



progressive computing

# SATURN SYSTEMS 32K RAM BOARD FOR APPLE

32K of buffered read/write memory on a plug-in card



**Compatible with:** Apple II®, Apple II+®, Microsoft's Z80 Softcard®, DOS 3.2, DOS 3.3, INTEGER Basic®, Applesoft®, PASCAL, FORTRAN, LISA®, Personal Software's VISICALC®

- Software included:**
1. Relocation of DOS into SATURN 32K board (recovers approximately 10K of main board RAM).
  2. Utility package for saving and loading Applesoft® and INTEGER® programs and data on the 32K RAM board; overlaying, chaining.
  3. PSEUDO-DISK: Modifies DOS 3.3 to allow use of SATURN 32K RAM board(s) like another disk drive.

COMPREHENSIVE DOCUMENTATION • 1 YEAR WARRANTY

**ALL FOR ONLY \$239.00**

## NEW!

### MEMORY EXPANSION SYSTEM FOR VISICALC®

Now you can expand the memory available to Personal Software's 16 sector VISICALC® using the SATURN 32K RAM BOARD!

With VC-EXPAND™ and one or more SATURN 32K RAM BOARDS the memory available to VISICALC® is increased from 18K to:

50K with 1 SATURN 32K BOARD  
82K with 2 SATURN 32K BOARDS

VC-EXPAND supplied on 16 sector disk

**ONLY \$100.00**



SATURN SYSTEMS, INC.

P.O. BOX 8050 • ANN ARBOR, MI 48107 • (313)665-6416



### Short Subjects

#### List-Corrupted SYM-bols

Len Green, 15 Yotam Street, Achuza  
34 675 Haifa, Israel

The SYM monitor has a built-in command to fill any length block of RAM with a specified byte. For example, FILL AA-1000-2FFF fills pages 10 through 2F with the byte AA. Presumably other 6502 users either possess extended monitors which have this facility, or have made their own very short and simple routines for performing same.

SYM also has a monitor command for listing a specified byte. There are innumerable routines in assemblers for listing individual bytes and/or strings. Although I assume that many simple programs must exist, I have not seen one which performs the REVERSE operation; i.e., lists all bytes which are not a particular specified one. This is also extremely useful in practice!

This program was one of my very early ones. Although less than 50 bytes long, it is probably not completely optimized. Since I use it almost daily in several different ways, it was one of the first programs that I customized and included when I eventually graduated to burning my own Utility EPROMs. (Then I found it additionally helpful in checking stages of preparation for EPROMing, and checking the erased portions of the EPROMs themselves.)

This program is fully relocatable without alteration; e.g., to EPROM. Its checksum from \$1000 to \$1030 is #1D94. It uses zero-page locations \$F0 to \$F4 inclusive, which don't clash with SYM's BAS-1 or RAE-1, but any five will do. The functions of these locations have been fully outlined in the listing, together with those of the four fairly standard SYM monitor routines.

Before starting any complicated programming, I generally fill all available RAM with the byte FF. (I have a very short routine for automating this process, including the relevant page 0 and 1 regions.) At a later stage, I can very easily check whether any quiescent

areas of memory have been tampered with. This is convenient for keeping track of the several different zones of the Resident-Assembler-Editor and BASIC with their multitudinous patches, and for testing whether any rogue-bytes have been introduced anywhere, or any zero-page addresses altered unintentionally.

To check, for example, whether a 2716 EPROM from \$F000 to \$F7FF has been fully erased (#FF), fill \$F0 to \$F4 with FF 00 F0 FF F7 and then GO/1000/CR. Un-erased locations will be displayed in the form:

```
F017,EF
F48A,FE
F7BD,00 etc.
Prompt
```

If you haven't invented an equivalent routine before me, I hope you will find this one as useful as I have.

#### Applesoft Input Anything Revisited

Lee Reynolds, 5760 NW 60th Ave.  
Apt. B-101, Fort Lauderdale, FL 33319

Most of the "input anything" routines for characters like the comma and colon in Applesoft, depend upon using a machine language routine, which directly uses the monitor's character input logic. This routine is different because

```
0800      1  ;*
0800      2  ;* LIST CORRUPTED SYMBOLS
0800      3  ;*
0800      4  ;*      BY LEN GREEN
0800      5  ;*
1000      6  ;*      ORG $1000
1000      7  ;
1000      8  ;*      OBJ $800
1000      9  ;
1000     10  BYTE  EPZ $F0      ;TEST BYTE ('SYM'-BOL)
1000     11  BEGAD EPZ $F1      ;BEGIN ADDRESS, LOW
1000     12  ENDA  EPZ $F3      ;END ADDRESS, LOW
1000     13  ;
1000     14  ;SYM MONITOR ROUTINES
1000     15  ;
1000     16  CRLF  EQU  $834D    ;PRINT CRLF
1000     17  COMMA EQU  $833A    ;PRINT 'COMMA'
1000     18  OUTBYT EQU $82FA    ;PRINT HEX BYTE IN ACC.
1000     19  OUTXAH EQU $82F4    ;PRINT 2 HEX BYTES(FROM X & A)
1000     20  ;
1000     21  START LDX  #$00
1000     22  LDA  (BEGAD,X)      ;GET BYTE
1000     23  CMP  BYTE          ;CORRECT
1000     24  BEQ  OK             ;BYTE (SYM-BOL?)
1000     25  JSR  CRLF          ;ELSE PRINT LINE
1000     26  LDX  BEGAD+1       ;ADDRESS-HI TO X
1000     27  LDA  BEGAD         ;ADDRESS-LO TO A
1000     28  JSR  OUTXAH        ;PRINT X & A
1000     29  JSR  COMMA         ;PRINT COMMA
1000     30  LDX  #$00
1000     31  LDA  (BEGAD,X)      ;LOAD ERROR BYTE
1000     32  JSR  OUTBYT        ;AND PRINT IT
1000     33  OK   LDA  BEGAD+1   ;HI-ADDRESS END?
1000     34  CMP  ENDA+1
1000     35  BNE  INCAD
1000     36  LDA  BEGAD         ;ELSE CHECK LO-ADD
1000     37  CMP  ENDA         ;LO-ADDRESS END?
1000     38  BNE  INCAD
1000     39  RTS               ;END OF ROUTINE1
1000     40  ;
1000     41  INCAD  INC  BEGAD   ;INC LO-BEG-ADD
1000     42  BNE  CONT         ;LO-ADDRESS =0?
1000     43  INC  BEGAD+1      ;INC HI-BEG-ADD
1000     44  CONT  BVC  START   ;ALWAYS
1000     45  ;
1000     46  END
```

it uses Applesoft's GET. This method offers some advantages over the use of machine language in that the program can more directly control what is displayed on the screen, and can process certain types of input in special ways.

I wrote the routine listed here for use at work (accounts receivable, inventory control, etc.). It demonstrates some programming practices which readers might like to emulate in writing user-friendly programs.

Before you use the routine, you must declare the string array Z1\$ by a statement like:

```
10 DIM Z1$(1): Z1$(0) = "#":
   Z1$(1) = CHR$(34)
```

An example of using the routine:

```
1000 VTAB 5: HTAB 1: PRINT
   "CUSTOMER NUMBER ":
   N=4: X=0: GOSUB 200
```

The customer number will be returned in the string XX\$ following the GOSUB 200. The arguments N and X passed to the routine are the maximum

Here is the listing of the routine:

```
200 XX$ = " ": IF N THEN PRINT Z1$(X);: FOR I = 1 TO N:
CALL -1036: NEXT: PRINT Z1$(X);: FOR I = 1 TO N+1: PRINT CHR$(8): NEXT
210 GET A$: IF A$ = CHR$(13) THEN PRINT: RETURN
220 IF A$ <> CHR$(8) THEN 260
230 L = LEN(XX$)-1: IF L > 0 THEN PRINT A$;: GOTO 250
235 IF L = 0 THEN PRINT A$;
237 IF L < 0 THEN CALL -198
240 XX$ = " ": GOTO 210
250 XX$ = LEFT$(XX$,L): GOTO 210
260 IF LEN(XX$) = 0 AND ASC(A$) = 20 THEN INVERSE:
PRINT "T";: NORMAL: GOTO 280
263 IF N > 0 AND LEN(XX$) = N THEN CALL -198: GOTO 210
265 IF A$ = CHR$(21) THEN XY = PEEK(36): YZ = PEEK(37): XX =
SCRN(XY,2*YZ) + 16*SCRN(XY,2*YZ+1)-128: A$ = CHR$(XX): GOTO 275
270 IF ASC(A$) < 32 OR A$ = " " OR A$ = "," THEN 210
275 PRINT A$;
280 XX$ = XX$ + A$: GOTO 210
```

## NIKROM TECHNICAL PRODUCTS PRESENTS A DIAGNOSTIC PACKAGE FOR THE APPLE II AND APPLE II + COMPUTER. "THE BRAIN SURGEON"

Apple Computer Co. has provided you with the best equipment available to date. The Diagnostic Package was designed to check every major area of your computer, detect errors, and report any malfunctions. *The Brain Surgeon* will put your system through exhaustive, thorough procedures, testing and reporting all findings.

### The Tests Include:

- MOTHERBOARD ROM TEST
- APPLESOFT ROM CARD TEST
- INTEGER ROM CARD TEST
- MOTHERBOARD RAM TESTS
- DISK DRIVE SPEED CALIBRATION
- DISK DRIVE MAINTENANCE
- DC HAYES MICROMODEM II TEST (HARDWARE & EPROM)
- MONITOR & MODULATOR ROUTINES
- MONITOR SKEWING TESTS
- MONITOR TEST PATTERN
- MONITOR TEXT PAGE TEST
- MONITOR & TV YOKE ALIGNMENT
- LO-RES COLOR TESTS
- HI-RES COLOR TESTS
- RANDOM HI-RES GENERATOR
- SPEAKER FUNCTION TESTS
- SQUARE WAVE MODULATION
- PADDLE & SPEAKER TEST
- PADDLE & BUTTON TEST
- PADDLE STABILITY
- INTERNAL MAINTENANCE
- GENERAL MAINTENANCE
- ON BOARD "HELP"

**NEW!**

*The Brain Surgeon* allows you to be confident of your system. This is as critical as the operating system itself. You must depend on your computer 100% of it's running time. *The Brain Surgeon* will monitor and help maintain absolute peak performance.

Supplied on diskette with complete documentation and maintenance guide.

PRICE: \$49.95  
REQUIRES: 48K EP in ROM  
1 Disk Drive, DOS 3.2 or 3.3


**Nikrom Technical Products**  
25 PROSPECT STREET • LEOMINSTER, MA 01453

### Call Toll-Free Now!

Master Charge & VISA users call: 1-800-835-2246  
Kansas Residents call: 1-800-362-2421

### Dealer Inquiries Invited

APPLE II Register  
Trademark of Apple Computer Co.  
MICROMODEM II - A Registered  
Trademark of DC HAYES



DISKETTE UPDATE  
IF SERIAL NUMBER IS BELOW 70000 OR DATED  
BEFORE 2/1/81 THEN RETURN DISKETTE PLUS \$7.00  
U.S. \$9.00 FOREIGN

# L I S P

for the Apple II

The gnosis version of P-LISP has been acknowledged as the finest and most complete available for Apple micro-computers, and, with the addition of floating point math and HI-RES graphics, it becomes an indispensable tool for educators, scientists, business executives, mathematicians or applications requiring artificial intelligence. This excellent program is now available for only \$199.95 (DOS 3.3 only).

able memory. Supplied with the interpreter are several sample programs including a complete ELIZA.

For those of you who do not fully understand P-LISP, we have available the P-LISP Tutorial for \$25.00. This expertly written text is bound in a handsome binder and is packaged to include a disk containing all the sample programs referenced in the text at no extra charge.



Apple II is 80M or a language card is needed for floating point math.

Included in an attractive binder is a ninety page user's manual which will aid you in creating your P-LISP programs. This manual is also available separately for \$20.00, which is fully refundable on purchase of the program.

P-LISP will run on a 48K or larger APPLE II/II+ and will take advantage of ALL avail-

# gnosis

formerly Pegasys Systems, Inc.

4005 Chestnut Street—Philadelphia, PA 19104  
Orders Only: 800-523-0725—Penna. Residents: 215-387-1500  
Pennsylvania residents add 6% sales tax. Apple is a trademark of Apple Computer, Inc.

number of characters to be input and the type of input prompt to print. If X = 0, then the program is expecting the user to type in a number. The prompt would look like this on the screen at line 5:

```
CUSTOMER NUMBER # #
```

Notice that the # signs delimit the area where the user is allowed to type his answer. When X = 1, the program is expecting alphanumeric input (any characters, not necessarily numeric), so the delimiters for what is to be input are quote marks, as in:

```
1010 VTAB 7: HTAB 1: PRINT
"ADDRESS ": N=24: X=1:
GOSUB 200
```

The screen looks like this on line 7:

```
ADDRESS " "
```

You can also pass N = 0 to the routine, in which case there will be no delimiters printed. Here is an example of how we use this option:

```
2000 VTAB 10: HTAB 1: PRINT
"DATE MM/DD/YY": HTAB
7: N=0: GOSUB 200
```

In this case, the user is expected to type in the date over the prompt "MM/DD/YY" on the screen.

Another special feature that this routine incorporates is one I have found very useful in file-maintenance-type functions, such as adding, changing and deleting customers from the Customer File. Before doing the GOSUB 200, the program displays a message "[TYPE CTRL-T TO TERMINATE]" at line 23 on the screen. This tells the program user that when he is finished adding, changing, or deleting customers he should reply to the "CUSTOMER NUMBER" question by typing control-T (and carriage return). The routine will display an INVERSE T on the screen so that the user can easily verify what was typed. Then special logic after the GOSUB 200 terminates the add/change/delete process.

Here are a few more notes on how the routine operates:

200 The CALL -1036 moves the cursor forward inside the loop so that on the "Change" function for the user's input, he can see what he originally typed, and just copy over what might already be correct, using the forward arrow key.

- 210 Testing for CHR\$(13) is to end input when carriage return is typed by the user.
- 220 CHR\$(8) is the back-arrow.
- 230 If the user has not attempted to backspace past the beginning of the field, we perform the backspace and truncate the input.
- 237 If the user tries to backspace before the field beginning, then CALL -198 rings the bell.
- 260 If control-T is the first typed character, print INVERSE T.
- 263 If the user exceeds the right margin of the field, ring bell.
- 265 If the key typed is forward arrow, get character beneath cursor by means of formula on page 87 of Applesoft manual, and add it to input string.
- 270 If the user types any other control-character, or a comma or colon, ignore it.

MICRO

**COUNTY FAIR**  
is COUNTY TERRIFIC

The only thing missing is cotton candy

You're on the midway, and here's a chance to show your skill. You pick up your rifle and bang away. Seems easy . . . but!

But, watch those ducks! They're sneaky as all get out. They'll gobble up your bullets and leave you with an empty gun and a low score. And don't miss the rabbits . . . they multiply like crazy.

Come on, join the crowd . . . with enjoyable, fascinating graphics the whole family will love.

County Fair by Dan Illowsky For Apple II\*. Just \$29.95 at computer stores, or:

**DATAMOST**  
19273 Kenya St.  
Northridge, Ca 91326  
(213) 366-7160

VISA/MASTERCHARGE accepted  
\$1.00 shipping/handling charge.  
(California residents add 6% tax)

\*Apple II is a trademark of Apple Computer, Inc.

# Be a Part of Our Success



## SDS MOVES AHEAD

We at SDS have built our reputation by offering the highest quality utility software available, combined with personalized service and after-sale technical support. Our total involvement in the utility software area is further reflected in our president Roger Wagner's widely read monthly column, "Assembly Lines". Our thorough knowledge of the field, and our sense of commitment to all our customers have led to tremendous success in 1981.

So SDS is growing - from the creative vision of a single person, to one of the shining stars of the software industry. Whether you're an end user, dealer, or author, we want you to make SDS part of your success with the Apple II.

To make that happen, we're now offering a wider range of utility and other software, more customer service, better author benefits. The service is still personal and the products are still the finest anywhere - but now we can offer you more . . .

### **MORE NEW PROGRAMS**

**ROUTINE MACHINE** - A terrific way to put machine language in your Applesoft programs. Simply choose from a pre-written library of subroutines. No knowledge of machine language is required.

**AMPERSOFT PROGRAM LIBRARY** - A set of additional machine language subroutines for use with Routine Machine.

**MERLIN** - A powerful, full-featured 6502 macro assembler.

#### **ASCII EXPRESS: THE PROFESSIONAL**

A professional version of our best selling communication package that transfers files of ANY size or type. Supports all 80 column boards, interactive macros, and much more.

#### **P-TERM: THE PROFESSIONAL**

A Pascal version of Bill Blue's highly acclaimed communication software.

**DOUBLETIME PRINTER** - Increase your Apple's productivity by simultaneously printing text or binary files from one program while you run other programs.

**UNIVERSAL GRAPHICS** - The ultimate Hi-Res printing utility to transform your creations into permanent records on ANY graphic printer. Includes picture cropping, inverse inking, horizontal or vertical printouts, and a range of magnifications.

### **MORE DEALER SUPPORT**

SDS is committed to the continuing support of the Apple dealer. As part of our new program, SDS offers:

- Informative point-of-sale materials
- Comprehensive national advertising
- Head Start Program to insure priority delivery of all new products
- Special dealer discount on in-store display items
- Comprehensive line of wide application software products
- Full-time technical support staff

### **MORE AUTHOR BENEFITS**



SDS is an industry pioneer in innovative software for the Apple II. When you join the SDS team, you get the benefits of a professional support staff experienced in providing all the help you need to market your program. Other benefits include:

- Technical programming assistance
- Unique copy protection with limited backups
- Successful marketing strategies
- Assistance in writing the manual
- Professional product artwork
- Quality advertising
- Superior packaging
- National distribution
- Highest royalties paid monthly
- Customer service support

Here's the chance for you to market your program with the finest publisher in the software industry. Let Southwestern Data Systems' reputation and proven track record go to work for you. Be a part of our success - call today.

**SDS**  
**southwestern**  
**data systems™**

P.O. Box 582M Santee, CA 92071  
Tel. 714-562-3670



# TRICK

IF YOU LIKED OUR  
POOL 1.5, YOU'LL  
LOVE TRICK SHOT!\*

\*Watch for the "GREAT TRICK  
SHOT TOURNAMENT"

# SHOT

FOR YOUR  
APPLE II


IDSI  
P.O. BOX 1658  
LAS CRUCES, NM  
88004 505-522-7373

# 6502 Microprocessor

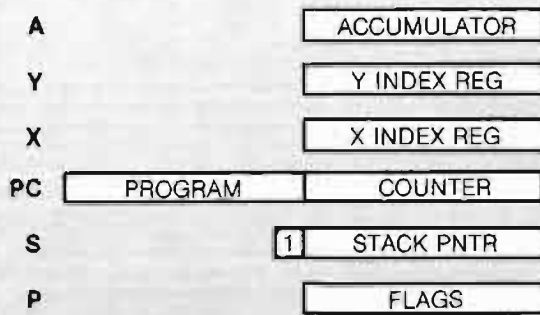
6502 — most prominent member of the 65XX family of microprocessors

- designed and manufactured by MOS Technology
- manufactured by Synertek and Rockwell
- used in Apple, AIM, SYM, KIM, OSI, PET, VIC, Atari, Acorn, and many other computers
- also used for many dedicated applications, including process controllers, arcade games, and Atari and Mattel home video games

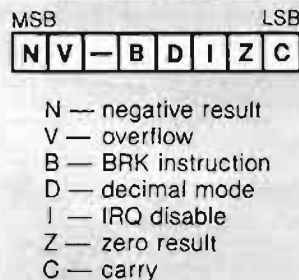
## 6502 Pins



## 6502 Registers



## Flags



## Unsigned Comparisons

A < M	BCC	yes
A = M	BEQ	yes
A > M	BCC	no
	BNE	yes
A ≥ M	BCS	yes
A ≠ M	BNE	yes
A ≤ M	BCC	yes
	BEQ	yes

## 6502 Instruction Set

<b>ADC</b>	Add with carry	<b>DEC</b>	Decrement memory	<b>ROL</b>	Rotate left
<b>AND</b>	Logical AND	<b>DEX</b>	Decrement X	<b>ROR</b>	Rotate right
<b>ASL</b>	Arithmetic shift left	<b>DEY</b>	Decrement Y	<b>RTI</b>	Return from interrupt
<b>BCC</b>	Branch if carry clear	<b>EOR</b>	Exclusive OR	<b>RTS</b>	Return from subroutine
<b>BCS</b>	Branch if carry set	<b>INC</b>	Increment memory	<b>SBC</b>	Subtract with carry
<b>BEQ</b>	Branch if result = 0	<b>INX</b>	Increment X	<b>SEC</b>	Set carry
<b>BIT</b>	Test bit	<b>INY</b>	Increment Y	<b>SED</b>	Set decimal mode
<b>BMI</b>	Branch if minus	<b>JMP</b>	Jump	<b>SEI</b>	Set interrupt disable
<b>BNE</b>	Branch if result ≠ 0	<b>JSR</b>	Jump to subroutine	<b>STA</b>	Store accumulator
<b>BPL</b>	Branch if plus	<b>LDA</b>	Load accumulator	<b>STX</b>	Store X
<b>BRK</b>	Break	<b>LDX</b>	Load X	<b>STY</b>	Store Y
<b>BVC</b>	Branch if overflow clear	<b>LDY</b>	Load Y	<b>TAX</b>	Transfer A to X
<b>BVS</b>	Branch if overflow set	<b>LSR</b>	Logical shift right	<b>TAY</b>	Transfer A to Y
<b>CLC</b>	Clear carry	<b>NOP</b>	No operation	<b>TSX</b>	Transfer SP to X
<b>CLD</b>	Clear decimal mode	<b>ORA</b>	Logical OR	<b>TXA</b>	Transfer X to A
<b>CLI</b>	Clear interrupt disable	<b>PHA</b>	Push A	<b>TXS</b>	Transfer X to SP
<b>CLV</b>	Clear overflow	<b>PHP</b>	Push P status	<b>TYA</b>	Transfer Y to A
<b>CMP</b>	Compare to accumulator	<b>PLA</b>	Pull A		
<b>CPX</b>	Compare to X	<b>PLP</b>	Pull P status		
<b>CPY</b>	Compare to Y				

ACCUMULATOR / IMPLIED\*  
 IMMEDIATE  
 ZERO PAGE  
 ZERO PAGE INDEXED BY X  
 ABSOLUTE  
 ABSOLUTE INDEXED BY X  
 ABSOLUTE INDEXED BY Y  
 INDIRECT INDEXED BY X  
 INDIRECT INDEXED BY Y

		FLAGS									
LDA	—	A9	A5	B5	AD	BD	B9	A1	B1	N	Z
STA	—	—	85	95	8D	9D	99	81	91	—	—
ADC	—	69	65	75	6D	7D	79	61	71	N	Z
SBC	—	E9	E5	F5	ED	FD	F9	E1	F1	N	Z
AND	—	29	25	35	2D	3D	39	21	31	N	Z
EOR	—	49	45	55	4D	5D	59	41	51	N	Z
ORA	—	09	05	15	0D	1D	19	01	11	N	Z
CMP	—	C9	C5	D5	CD	DD	D9	C1	D1	N	Z
ASL	0A	—	06	16	0E	1E	—	—	—	N	Z
LSR	4A	—	46	56	4E	5E	—	—	—	N	Z
ROL	2A	—	26	36	2E	3E	—	—	—	N	Z
ROR	6A	—	66	76	6E	7E	—	—	—	N	Z
LDX	—	A2	A6	B6†	AE	—	BE	—	—	N	Z
STX	—	—	86	96†	8E	—	—	—	—	—	—
CPX	—	E0	E4	—	EC	—	—	—	—	N	Z
DEX	CA*	—	—	—	—	—	—	—	—	N	Z
INX	E8*	—	—	—	—	—	—	—	—	N	Z
LDY	—	A0	A4	B4	AC	BC	—	—	—	N	Z
STY	—	—	84	94	8C	—	—	—	—	—	—
CPY	—	C0	C4	—	CC	—	—	—	—	N	Z
DEY	88*	—	—	—	—	—	—	—	—	N	Z
INY	C8*	—	—	—	—	—	—	—	—	N	Z
DEC	—	—	C6	D6	CE	DE	—	—	—	N	Z
INC	—	—	E6	F6	EE	FE	—	—	—	N	Z
BIT	—	—	24	—	2C	—	—	—	—	7	Z

\* Implied  
 † Zero Page, Y  
 N negative result  
 V overflow  
 Z zero result  
 C carry  
 6 set V if bit 6  
 7 set N if bit 7

Branch		Clear & Set		Program Flow	
BCC	90	CLC	18	JMP	4C Absolute
BCS	B0	CLD	D8	JMP	6C Absolute Indirect
BEQ	F0	CLI	58	JSR	20
BMI	30	CLV	B8	RTS	60
BNE	D0	SEC	38	RTI	40
BPL	10	SED	F8	BRK	00
BVC	50	SEI	78	NOP	EA
BVS	70				

Transfer	FLAGS
TAX	AA N Z
TAY	A8 N Z
TSX	BA N Z
TXA	8A N Z
TXS	9A N Z
TYA	98 N Z

Stack Operations	FLAGS
PHA	48
PHP	08
PLA	68 N Z
PLP	28 Restored

Syntax Examples

Accumulator	ASL A
Immediate	LDA #nn
Zero Page	LDA nn
Zero Page, indexed by X	LDA nn, X
Absolute	LDA nnnn
Absolute, indexed by X	LDA nnnn, X
Absolute, indexed by Y	LDA nnnn, Y
Indirect, indexed by Y	LDA (nn, X)
Indirect, indexed by Y	LDA (nn), Y
Relative	BCC nn
Absolute indirect	JMP (nnnn)

nn — single-byte number  
 nnnn — double-byte number

Least Significant Digit

	0	1	2	4	5	6	8	9	A	C	D	E
0	BRK	ORA (nn, X)			ORA nn	ASL nn	PHP	ORA #nn	ASL A		ORA nnnn	ASL nnnn
1	BPL	ORA (nn), Y			ORA nn, X	ASL nn, X	CLC	ORA nnnn, Y			ORA nnnn, X	ASL nnnn, X
2	JSR	AND (nn, X)		BIT nn	AND nn	ROL nn	PLP	AND #nn	ROL A	BIT nnnn	AND nnnn	ROL nnnn
3	BMI	AND (nn), Y			AND nn, X	ROL nn, X	SEC	AND nnnn, Y			AND nnnn, X	ROL nnnn, X
4	RTI	EOR (nn, X)			EOR nn	LSR nn	PHA	EOR #nn	LSR A	JMP nnnn	EOR nnnn	LSR nnnn
5	BVC	EOR (nn), Y			EOR nn, X	LSR nn, X	CLI	EOR nnnn, Y			EOR nnnn, X	LSR nnnn, X
6	RTS	ADC (nn, X)			ADC nn	ROR nn	PLA	ADC #nn	ROR A	JMP (nnnn)	ADC nnnn	ROR nnnn
7	BVS	ADC (nn), Y			ADC nn, X	ROR nn, X	SEI	ADC nnnn, Y			ADC nnnn, X	ROR nnnn, X
8		STA (nn, X)		STY nn	STA nn	STX nn	DEY		TXA	STY nnnn	STA nnnn	STX nnnn
9	BCC	STA (nn), Y		STY nn, X	STA nn, X	STX nn, Y	TYA	STA nnnn, Y	TXS		STA nnnn, X	
A	LDY #nn	LDA (nn, X)	LDX #nn	LDY nn	LDA nn	LDX nn	TAY	LDA #nn	TAX	LDY nnnn	LDA nnnn	LDX nnnn
B	BCS	LDA (nn), Y		LDY nn, X	LDA nn, X	LDX nn, Y	CLV	LDA nnnn, Y	TSX	LDY nnnn, X	LDA nnnn, X	LDX nnnn, Y
C	CPY #nn	CMP (nn, X)		CPY nn	CMP nn	DEC nn	INY	CMP #nn	DEX	CPY nnnn	CMP nnnn	DEC nnnn
D	BNE	CMP (nn), Y			CMP nn, X	DEC nn, X	CLD	CMP nnnn, Y			CMP nnnn, X	DEC nnnn, X
E	CPX #nn	SBC (nn, X)		CPX nn	SBC nn	INC nn	INX	SBC #nn	NOP	CPX nnnn	SBC nnnn	INC nnnn
F	BEQ	SBC (nn), Y			SBC nn, X	INC nn, X	SED	SBC nnnn, Y			SBC nnnn, X	INC nnnn, X



# MICRO

## PET Vet

By Loren Wright

### FORTH for PET

Because of the international standards that exist for FORTH, there are few differences in the various FORTH implementations for the PET. The differences come in the packages of add-on commands, the accessory programs, the documentation, and the support you receive from the manufacturer after you buy the software.

I obtained one version of FORTH for this column — FORTH for CBM/PET by L.C. Cargile, Jr., and Michael Riley (\$50 from AB Computers, 252 Bethlehem Pike, Colmar, PA 18915). This is a

full fig-FORTH, with the FORTH-79 extensions available as a convenient add-on.

First, I recommend that you copy the disk and make a customized FORTH version that includes "PET-style" input functions. This replaces the primitive, teletype-style input with the convenient and familiar screen-editing of the PET. Why wasn't this included in the original version of this FORTH? It wouldn't comply to the standards! Each 2040/4040 disk holds 150 "screens," while each 8050 disk holds 480.

In addition to FORTH itself, the disk provides several screens, which include the editor, error messages, printer drivers, assembler extensions, string functions, and useful sample programs. One will print the calendar for any month of any year. Figure out how it works, and you have learned a lot about FORTH. The manual does a good job of documenting this implementation. There is a complete fig-FORTH glossary, a listing of the screen contents, and a memory map of the kernel

words. Although there is a large section entitled "If You've Never Tried FORTH..." you are better off learning the language elsewhere. AB advertises a FORTH Metacompiler for \$30, which I was unable to try. This program creates compressed object code, which can be executed directly (without any FORTH software).

Other FORTH versions, which I was not able to evaluate, are available from FSS (\$50 - \$70, 1903 Rio Grande, Austin, TX 78705) and from Microtech (\$75, P.O. Box 102, Langhorne, PA 19047).

### A First Look at the SuperPET

I recently spent several hours with a SuperPET, Commodore's newest computer. It consists of an 8032 with a 6809 processor board, 64K of additional memory, an RS-232 interface, and a great deal of software and documentation. The software consists of interpreted versions of four popular, high-level languages (APL, BASIC, FORTRAN, and Pascal) and a 6809 Assembly Language Development package. These programs were developed at

(LABEL), Y (LABEL,X) LABEL + INDX-1

LDA STA LDX STX IDY STY

SET IFM IFP IFN IFE

**6502 Assembler/Editor**

- APPLE
- ATARI
- PET
- KIM
- SYM

Before you buy that off-brand Assembler/Text Editor, note that EHS is the only company that provides a line of compatible ASM/TED's for the PET/APPLE/ATARI/SYM/KIM and other microcomputers.

When you make the transition from one of these 6502-based microcomputers to another, you no longer have to relearn peculiar Syntax's, pseudo ops, and commands. Not only that, EHS ASM/TED's are the only resident 6502 Macro Assemblers available and they have been available for several years. Thus you can be sure they work. Our ASM/TED's may cost a little more but do the others provide these powerful features: Macros, Conditional Assembly, String Search and Replace, or even up to 31 characters per label? Before you spend your money on that other ASM/TED, write for our free detailed spec sheet.

MACRO ASM/TED	MAE ASM/TED
<ul style="list-style-type: none"> <li>• For APPLE/ATARI/PET/SYM/KIM</li> <li>• Other than our MAE, no other assembler is as powerful.</li> <li>• Macros/Conditional Assembly.</li> <li>• Extensive text editing features</li> <li>• Long Labels</li> <li>• Designed for Cassette-based systems.</li> </ul>	<ul style="list-style-type: none"> <li>• For APPLE/ATARI/PET</li> <li>• The most powerful ASM/TED</li> <li>• Macros/Conditional and Interactive Assembly</li> <li>• Extensive text editing features</li> <li>• Long Labels</li> <li>• Control files</li> <li>• Designed for Disk-based Systems.</li> </ul>
\$49.95	\$169.95



EASTERN HOUSE SOFTWARE  
3239 Linda Drive  
Winston-Salem, N. C. 27106 USA  
(Dealer Inquiries Invited)

PHONE ORDERS  
(919) 924-2889  
(919) 748-8446



.EN .BY .OS .BA .DE .CE

the University of Waterloo, Canada, for use in an educational environment. Because the same language interpreters have been written for the IBM 370 and other mainframe computers, the software (and the 8032) can be used to develop programs for a mainframe computer.

The extra 64K of memory is used to hold the language interpreters, which run under the control of the 6809. The 32K in the 8032 is used for program storage. The 64K is divided into sixteen 4K blocks which are switched in and out of the \$9000 block. This bank switching is accommodated automatically by the Waterloo software, but it is up to the user to do the switching (by manipulating a few bytes) when the 6502 is in control. Familiar 6502-based programs like Wordpro and VisiCalc can only use the original 32K, although I understand that new versions of the programs are on the way.

I concentrated on learning to use Waterloo microPascal, which was a real joy to use. Just type in the source program and run it, as you would a BASIC program. You get immediate feedback with comprehensive error messages, so it is easy to write and

debug programs. The implementation of Pascal is the most complete of the ones I tried. There is also an interactive debugger, which allows you to trace program execution and examine variable values at any point in the program. The manual includes a series of sample programs (also included on the disk), which serve as a tutorial. While the examples cover many features of the language, they aren't comprehensive, by any means.

You can probably see how the interactive nature of the Waterloo interpreters would fit into the classroom. High schools and community colleges could teach these languages without owning or even having access to a mainframe computer. Organizations with the mainframe computer and the appropriate interpreters could have their programmers do a great deal of their development work, perhaps even at home, using the SuperPETs. Then, using the RS-232 port, the SuperPET-developed program can be fed to the mainframe computer, directly or over the phone lines. Programming could become another cottage industry!

Waterloo microCOBOL is under development, and should be available before too long.

Finally, don't confuse the SuperPET with the 8096 (as I did!), which also uses an additional 64K of RAM. This conversion does not include a 6809 or RS-232. None of the Waterloo interpreters will work in an 8096. However, the 8096 will be supported with new versions of word processors, data base managers, and programs like VisiCalc. As I mentioned last month, a UCSD Pascal will be available soon for the 8096.

The 64K upgrade for an 8032 is now available for \$500. The SuperPET upgrade for the 8032 (\$995) is not yet available.

### Overlooked?

I receive review copies of many more products than I can possibly cover in this column. I have put several of these to good use, which certainly attests to their value. These include the Programmer's Toolkit (Palo Alto IC's), MAE (assembler editor, Eastern House Software), Wordpro 3 (Professional Software), and VisiCalc (Personal Software). In addition, Commodore has lent us a great deal of equipment, including a 4032, 8032, 4022, 2040, 8050, VIC, and VIC 1515 printer. I thank all of these companies for their support.

**MICRO**

## SINGLE DISK for PET \$460.00 AIM SYM

The PEDISK II by cgrs MICROTECH is a high-performance FLOPPY DISK system for the Commodore PET, Rockwell AIM and Synertek SYM.

**+HIGH SPEED  
+HIGH CAPACITY**

**+IBM COMPATIBLE  
+EXPANDABILITY**

Several models are available with either 5 1/4 inch or 8 inch drives. IBM 3740 data can be exchanged using 8 inch models. The system is expandable! Buy a single drive now and add more drives later!

### 5 1/4" MINI FLOPPY DISK SYSTEMS:

Model 540-1 Single Drive, Double Density (143K)	<b>\$460</b>
Model 540-2 Dual Drive, Double Density (286K)	<b>\$750</b>
Model 580-1 Single Drive, Quad Density (286K)	<b>\$660</b>
Model 580-2 Dual Drive, Quad Density (572K)	<b>\$995</b>

### 8" MINI FLOPPY DISK SYSTEMS:

Model 877-1 Single Drive, IBM standard (295K)	<b>\$895</b>
Model 877-2 Dual Drive, IBM standard (590K)	<b>\$1240</b>

**Low Quantity, Order Now**

**G. E. TOLTON** System & Software Consultant  
BOX 40, WILLOW GROVE, PA 19090 215-657-7264

# 80 x 25

**PET/CBM™**

2000/3000/4000 Series

not using a CRT, or display controller chip

**\$275.00\***

Select either  
**80 x 25 or 40 x 25**

On The  
Built-in  
Display

### From the keyboard or program

Displays the full, original character set

Available from your local dealer or:

**EXECOM CORP.**

1901 Polaris Ave.  
Racine, WI 53404  
Ph. 414-632-1004

\*Plus installation charge of \$75.00


Available only for Basic 3.0 & Basic 4.0

PET & CBM™s

trademark of Commodore Business Machines

**NEW LOW PRICE  
DIRECT FROM MANUFACTURER  
\$120.00**

**EXPAND ✱ ENHANCE**



## **16K RAM EXPANSION BOARD FOR THE APPLE II\* \$120.00**

The Andromeda 16K RAM Expansion Board allows your Apple to use RAM memory in place of the BASIC Language ROMs giving you up to 64K of programmable memory. Separate Applesoft\* or Integer BASIC ROM cards are no longer needed. The 16K RAM Expansion Board works with the Microsoft Z-80 card. Visicalc, DOS 3-3, Pascal, Fortran, Pilot, and other software. A switch on the card selects either the RAM language or the mainboard ROMs when you reset your Apple.

The Andromeda 16K RAM Expansion Board has a proven record for reliability with thousands of satisfied customers.

**Now with One Year Warranty.**

# **ANDROMEDA**

**✱ INCORPORATED**  
Greensboro, NC. 27410  
P.O. Box 19144

919 852-1482




Price for Andromeda 16K RAM expansion board now only \$120.00. Please add \$5 for shipping and handling. North Carolina residents add 4% sales tax.

\*DEALER INQUIRIES WELCOME.

# POOL 1.5

# ATARI OWNERS,



NOW YOU TOO  
CAN PLAY POOL 1.5  
ON YOUR ATARI  
48K DISK SYSTEM.


ALSO AVAILABLE FOR  
THE APPLE II<sup>™</sup> 48K  
DISK SYSTEM.

PRICE: \$34.95

- High resolution graphics - Life like motion.
- Instant replay on any shot.
- Superfine aiming.
- Pool room sound effects
- Choice of 4 popular games

See your local  
computer dealer  
or order directly  
from IDSI.  
Specify ATARI  
or APPLE.

ATARI is the registered trademark of ATARI Inc.  
APPLE II is the registered trademark of  
APPLE Computer Inc.  
POOL 1.5 is trademark of IDSI.



**IDSI**

P.O. BOX 1658  
LAS CRUCES, NM  
88004  
Ph (505) 522-7373

# Credit Box Creator

After writing a long Applesoft program, it is good to append an information credit block at the end where it cannot easily be deleted. The routines here enable you to do that, and demonstrate some clever error-trapping techniques which may come in handy on your next programming task.

Sandy Mossberg  
50 Talcott Road  
Port Chester, New York 10573

Have you ever wished to place an information box at the end of your program? Better yet, have you wanted all the lines of that box to be numbered 65535 so that deletion of the box could not be accomplished with ease (Applesoft forbids numbers greater than 63999 to be typed from the keyboard)? This program allows you to do just that without entering the monitor.

An explanation of potential program usage is provided within the information section of the program. The production of a sample output enables corrections to be made before the box is appended to your loaded (target) program. End-of-program data allows for the deletion of the box if desired.

The main program, entitled CRBC (listing 1), is accessed through an EXEC file named CREDIT BOX CREATOR (listing 2). The latter file stores

pointers for the beginning (decimal 103-104) and the end (175-16) of the loaded program in one of several scratchpad areas (decimal 1912-1915) of text page one. Beginning-of-program pointers are then reset to 256 bytes greater than the end of the loaded program. This is done so that when CRBC is EXECed, it will load in at an address that is 256 bytes beyond the end of the target program. Note that the byte immediately preceding the start of CRBC is set to zero.

In the main program, extensive error trapping is utilized. GET (rather than INPUT) statements are employed to acquire text material, with each line of text formed by concatenation and stored in the string, I\$(\*). This method enables input to contain "forbidden" characters such as commas and colons and provides simple text editing capabilities. REM statements in the DATA INPUT section of listing 1 document all traps and filters. In a 48K configuration, forced garbage collection is not necessary.

Once the sample output is accepted, the true end of your program is located and the box is appended by POKing data into consecutive memory locations beginning at the second of the three zero-bytes that signal the end-of-program. REM statements in lines 1200-1660 of listing 1 document this sequence. Finally, target program markers are restored and the ending message is printed.

I hope you will find CREDIT BOX CREATOR enjoyable and the programming principles useful.

## Listing 1

```

10 REM
    CRBC
    BY SANDY MOSSBERG
20 REM
30 TEXT : CALL - 936: POKE - 1
    6298,0
40 GOSUB 6030
50 GOSUB 5010
200 REM

    DATA INPUT

210 GOSUB 3010
220 VTAB 5: PRINT "USE NO MORE THAN 17 CHARACTERS PER LINE"
230 PRINT "TYPE ONE OR MORE SPACES FOR A BLANK LINE";
240 PRINT "PRESS <CTRL-B> TO RETURN TO PRIOR LINE"
250 PRINT "PRESS <CTRL-C> TO abort PROGRAM"
260 FOR I = 1 TO 40: PRINT "-";: NEXT I
270 POKE 34,10: REM SET WINDOW TOP TO POSITION #11 (0 IS TOP POSITION) SO THAT INSTRUCTIONS AND HEADER WILL REMAIN ON CRT.
280 VTAB 11: INPUT "NUMBER OF TEXT LINES: ";LL$:LL = VAL (LL$)
290 IF LL$ = "" THEN VTAB 11: HTAB 1: CALL - 868: GOTO 280: REM TRAPS <RETURN>
300 FOR I = 1 TO LEN (LL$)
310 IF ASC ( MID$ (LL$,I,1)) < 48 OR ASC ( MID$ (LL$,I,1)) > 57 THEN GOSUB 340: VTAB 11: CALL - 958: GOTO 280: REM TRAPS NON-NUMERIC INPUT
320 NEXT I
330 GOTO 350
340 VTAB 14: HTAB 1: INVERSE : PRINT " PLEASE ENTER NUMERIC DATA ONLY ": NORMAL : FOR J = 1 TO 3000: NEXT J: RETURN : REM ERROR MESSAGE
350 DIM IS(LL + 4),TMS(LL + 4): VTAB 14
360 POKE 34,12

```

(Continued)

Listing 1 (Continued)

```

370 FOR I = 1 TO LL
380 PRINT "LINE #";I;
390 PRINT " : _____";
   : IF I > 9 THEN HTAB 9: CALL
   - 868: PRINT " : _____";
   _____";: REM TEXT INPUT
LINES
400 K = 0: REM K=LINE POSITION
410 K = K + 1
420 HTAB (9 + K): IF FL THEN FL =
0: PRINT "-";: CALL - 1008:
REM FLAG SET BY PRESSING<-
WHICH ERASES LAST LETTER
ON LINE.
430 GET IS: PRINT IS;: REM ALL
INPUT WITH GET STATEMENTS.
440 IS(I) = IS(I) + IS: REM
IS(I)=ONE LINE OF TEXT WHEN
CONCATENATION COMPLETE.
450 IF K = 1 AND IS = CHR$(13)
THEN IS(I) = "": CALL - 99
8: HTAB 1: CALL - 958: GOTO
380: REM TRAPS <RETURN>
BEFORE ANY TEXT IS TYPED.
460 IF K = 1 AND IS = CHR$(8) THEN
IS(I) = "": HTAB 1: CALL -
958: GOTO 380: REM TRAPS
<- BEFORE ANY TEXT IS
TYPED.
470 IF IS = CHR$(3) THEN 2130:
REM END ON <CTRL-C>
480 IF I = 1 AND IS = CHR$(2) THEN
HTAB 1: CALL - 868: GOTO 3
80: REM IF ON LINE #1
DISABLE <CTRL-B>
490 IF IS = CHR$(2) THEN IS(I)
= "":IS(I - 1) = "":I = I -
1: CALL - 998: HTAB 1: CALL

```

```

- 958: GOTO 380: REM GO TO
PRIOR LINE ON <CTRL-B>
500 IF IS = CHR$(13) THEN IS(I
) = LEFT$(IS(I), LEN (IS(I
)) - 1): GOTO 560: REM NEW
LINE. REMOVE RETURN
(<CTRL-M>) FROM STRING.
510 IF K = 2 AND IS = CHR$(8) THEN
IS(I) = "":K = K - 1:FL = 1:
GOTO 420: REM ALLOWS FIRST
LETTER OF LINE TO BE ERASED.
520 IF IS = CHR$(8) THEN IS(I)
= LEFT$(IS(I), LEN (IS(I)
) - 2):K = K - 1:FL = 1: GOTO
420: REM <-
530 IF LEN (IS(I)) > 15 THEN PRINT
CHR$(7);: REM SOUND
WARNING BELL APTER 15
LETTERS PRINTED.
540 IF LEN (IS(I)) > 17 THEN PRINT
: PRINT : INVERSE: PRINT "M
ORE THAN 17 CHARACTERS. PLEA
SE REENTER!": NORMAL : FOR J
= 1 TO 3000: NEXT :IS(I) =
"": POKE 37, PEEK (37) - 4: CALL
- 958: GOTO 380: REM TRAPS
INPUT > 17 LETTERS.
550 GOTO 410
560 NEXT I
570 POKE 34,0: REM RESET WINDOW
TOP.
700 REM
SAMPLE OUTPUT
710 GOSUB 3110
720 VIAB 6
730 FOR I = 1 TO LL:TM$(I) = IS(
I): NEXT I: REM TM$(I)

```


```

EQUATED TO IS(I) AND WILL BE
USED FOR SORTING TO FIND THE
LONGEST LINE INPUT. THIS
HELPS CONSTRUCT BOX SIZE.
740 REM SORT LINE LENGTHS USING
BUBBLE SORT
750 FOR J = 1 TO LL - 1
760 FOR I = 1 TO LL - J
770 IF LEN (TM$(I)) < LEN (TMS
(I + 1)) THEN TMS = TM$(I):T
M$(I) = TMS(I + 1):TM$(I + 1
) = TMS
780 NEXT I
790 NEXT J
800 REM TM$(1) NOW CONTAINS
LONGEST LINE
810 LG = LEN (TM$(1))
820 BB = LEN (TM$(1)) + 14
830 PRINT "65535 REM ";: FOR I =
1 TO LG + 4: PRINT " ";: NEXT
I: PRINT
840 PRINT "65535 REM ";: HTAB (
BB): PRINT " "
850 FOR I = 1 TO LL
860 PRINT "65535 REM * "IS(I);: HTAB
(BB): PRINT " "
870 NEXT I
880 PRINT "65535 REM ";: HTAB (
BB): PRINT " "
890 PRINT "65535 REM ";: FOR I =
1 TO LG + 4: PRINT " ";: NEXT
I: PRINT
900 PRINT : PRINT
910 PRINT "IS THIS CORRECT? (Y/N
) ";: GET IS: IF IS = "N" THEN
HTAB 1: CALL - 868: INVERSE
: PRINT " LET'S START AGAIN
": NORMAL : FOR I = 1 TO 300
0: NEXT : CLEAR : GOTO 50
920 IF IS < > "Y" THEN HTAB 1:
CALL - 958: GOTO 910
930 PRINT : PRINT : HTAB 6: FLASH
: PRINT " ONE MOMENT ": NORMAL
1000 REM
CONFIGURE FINAL
OUTPUT STRINGS
1010 FOR I = LL TO 1 STEP - 1:I
$(I + 2) = IS(I): NEXT I: REM
INC SUB BY 2 TO PROVIDE ROOM
FOR TOP & BOTTOM OF BOX
1020 IS(1) = "":IS(2) = " "
1030 FOR I = 1 TO LG + 2
1040 IS(1) = IS(1) + " ": REM
LINE #1
1050 IS(2) = IS(2) + " " : REM
LINE #2
1060 NEXT I
1070 IS(LL + 3) = IS(2): REM
PENULTIMATE LINE=LINE #2
1080 IS(LL + 4) = IS(1): REM
LAST LINE=LINE #1
1090 FOR I = 1 TO LL: REM
EQUALIZE LINES
1100 FOR J = 1 TO LG + 2 - LEN
(IS(I + 2))
1110 IF J = 1 THEN IS(I + 2) = "
" + IS(I + 2): GOTO 1130
1120 IS(I + 2) = IS(I + 2) + " "
1130 NEXT J: NEXT I
1200 REM
FIND END OF PROGRAM
1210 REM PGM MARKERS HAVE BEEN
EXECED INTO SCRATCHPAD
STORAGE AREA OF TEXT PG 1
(1912-1915)

```



**BY CASES, INC.**  
DESIGNED TO PROTECT YOUR COMPUTER



- Features —**
- Rigid Shell Made of Plywood Supported High Impact ABS.
  - Shock Resistant Foam Lining.
  - Heavy Duty Hardware Includes Key Locking Latches
  - Bound Metal Edges.
  - Interlocking Tongue and Groove Extrusion, Mating Lid and Bottom.
- Apple II Plus 2 Drives \$175.00

OTHER  
MODELS  
AVAILABLE

CLUB AND DEALER DISCOUNTS AVAILABLE  
CASES, INC. P.O. Box 33820 Seattle, WA 98133 (206) 365-5210

Listing 1 (Continued)

```

1220 REM START IN 1912-1913
      END IN 1914-1915

1230 REM END OF PGM (EOP) MARKER
      MAY NOT GIVE TRUE EOP, THUS
      WE MUST CALC TRUE EOP BY
      FINDING 3 CONSECUTIVE ZERO
      BYTES, THE 2ND OF WHICH
      REPRESENTS THE BEGINNING
      ADDRESS OF THE BOX TO BE
      APPENDED

1240 M = PEEK (1914) + PEEK (19
15) * 256 - 6: REM M=ADDRESS
      6 BYTES BEFORE EOP

1250 FOR I = M TO M + 16: IF PEEK

      (I) = 0 AND PEEK (I + 1) =
      0 AND PEEK (I + 2) = 0 THEN
      TE = I + 1: I = M + 16: REM
      TE=ADDRESS OF BOX START

1260 NEXT I
1270 TI = TE: REM SAVE TE
1500 REM

      POKE BOX INTO MEMORY

1510 FOR J = 1 TO LL + 4
1520 LS = LEN (I$(J))
1530 NL = TE + 8 + LS
1540 POKE (TE), (NL - INT (NL /
256) * 256): POKE (TE + 1), INT
(NL / 256): REM LO/HI BYTES
      OF NEXT LINE#
1550 T = T + 8 + LS: REM TOTAL
      BYTES CREATED
1560 T2 = T: REM SAVE IT
1570 POKE (TE + 2), 255: POKE (TE
+ 3), 255: REM LO/HI BYTES
      OF PRESENT LINE#
1580 POKE (TE + 4), 178: POKE (TE
+ 5), 42: REM REM*
1590 FOR I = 1 TO LS: POKE (TE + I
+ 5), ASC ( MID$( I$(J), I
, 1)): NEXT I: REM STRING
      ASCII VALUES
1600 POKE (TE + 6 + LS), 42: REM
      *
1610 POKE (TE + 7 + LS), 0: REM
      END OF LINE
1620 TE = NL
1630 NEXT J
1640 POKE (NL), 0: POKE (NL + 1),
      0: REM EOP ZERO MARKERS
1650 T = T + 2: REM TOTAL BYTES
      USED
1660 T2 = T: REM SAVE IT
2000 REM

      RESTORE MARKERS & END

2010 POKE 103, PEEK (1912): POKE
104, PEEK (1913): POKE ( PEEK
(103) + PEEK (104) * 256 -
1), 0: REM OLD PGM START
2020 T = T + T1: REM NEW PGM END
2030 POKE 175, (T - INT (T / 256
) * 256): POKE 176, INT (T /
256): REM NEW PGM END

2040 GOSUB 3210
2050 VTAB 6
2060 PRINT " (1) STARTING AND EN
      DING PROGRAM": PRINT " M
      ARKERS HAVE BEEN RESET.": PRINT

2070 PRINT " (2) "T2" BYTES GENE
      RATED THIS BOX.": PRINT
2080 PRINT " (3) SINCE LINE #655
      35 IS 'FORBIDDEN' BY": PRINT
      " APPLESOFT, YOU CANNOT

```

```

DELETE IT IN": PRINT " A
      CONVENTIONAL MANNER. TO DE
      LETE": PRINT " THE BOX,
      LOAD YOUR PROGRAM AND THEN":
      PRINT " POKE "T1", 0: PO
      KE "T1 + 1", 0."
2090 VTAB 18: HTAB 12: INVERSE :
      PRINT " END OF PROGRAM "
      : NORMAL

2100 POKE - 16298, 0: POKE - 16
      300, 0
2110 POKE - 16368, 0: TEXT
2120 CALL - 998
2130 END
3000 REM

      HEADER1

3010 HOME
3020 TT$ = "===== ": GOSUB 61
      00
3030 TT$ = "DATA INPUT": GOSUB 61
      00
3040 TT$ = "===== ": GOSUB 61
      00
3050 RETURN
3100 REM

      HEADER2

3110 HOME
3120 TT$ = "===== ": GOSUB
      6100
3130 TT$ = "SAMPLE OUTPUT": GOSUB
      6100
3140 TT$ = "===== ": GOSUB
      6100
3150 RETURN
3200 REM

      HEADER3

3210 HOME : VTAB 2
3220 TT$ = "===== ": GOSUB
      6100
3230 TT$ = "FOR YOUR INTEREST": GOSUB
      6100
3240 TT$ = "===== ": GOSUB
      6100
3250 RETURN
3300 REM

      HEADER4

3310 HOME
3320 TT$ = "===== ": GOSUB
      6100
3330 TT$ = "INSTRUCTIONS": GOSUB
      6100
3340 TT$ = "===== ": GOSUB
      6100
3350 RETURN
5000 REM

      INSTRUCTIONS

5010 GOSUB 3310
5020 VTAB 6: PRINT "DO YOU WANT
      INSTRUCTIONS? (Y/N) ": GET
      I$: IF I$ = "N" THEN RETURN

5030 IF I$ < > "Y" THEN VTAB 6
      : HTAB 1: CALL - 868: GOTO
      5020
5040 POKE 34, 4: HOME
5050 PRINT " 1. IN APPLESOFT NO L
      INE NUMBER GREATER": PRINT "
      THAN 63999 CAN BE TYPED I
      N FROM THE": PRINT " KEYBO
      ARD. THIS UTILITY WILL ENAB
      LE": PRINT " YOU TO CREATE

```

```

A BOX CONSISTING OF": PRINT
      " MULTIPLE REM STATEMENTS
      WITH LINE"
5060 PRINT " NUMBER 65535, THE
      HIGHEST THAT CAN BE": PRINT
      " PRODUCED WITH TWO BYTES
      ($FFFF)": PRINT
5070 PRINT " 2. THE CONTENTS OF T
      HE BOX MIGHT CONTAIN": PRINT
      " COPYRIGHT MATERIAL, EXPL
      ANATORY DATA,": PRINT " O
      R EVEN A TABLE OF VARIABLES.
      ITS": PRINT " USE WILL B
      E LIMITED ONLY BY YOUR": PRINT
      " INGENUITY!": PRINT
5080 PRINT " 3. TO USE THIS UTILI
      TY FIRST LOAD YOUR": PRINT "
      PROGRAM AND THEN 'EXEC CR
      EDIT BOX": PRINT " CREATOR
      '": PRINT
5090 GOSUB 6120: HOME
5100 PRINT " 4. PLAN THE NUMBER O
      F LINES TO USE FOR": PRINT "
      PRINTING TEXT (17 CHARACT
      ERS PER LINE)": PRINT " IS
      MAXIMAL). DO NOT CONCERN Y
      OURSELF": PRINT " WITH TH
      E ACTUAL BOX, SINCE IT WILL
      BE": PRINT " CONSTRUCTED
      BY THE PROGRAM. SIMPLE"
5110 PRINT " EDITING FEATURES
      ARE AVAILABLE, AND": PRINT "
      PRESSING A WRONG KEY LIKE
      LY WILL NOT": PRINT " CAUS
      E THE PROGRAM TO CRASH BECAU
      SE OF": PRINT " EXTENSIVE
      ERROR TRAPPING.": PRINT
5120 PRINT " 5. A SAMPLE BOX IS P
      RODUCED. YOU SHOULD": PRINT
      " CHECK IT FOR ACCURACY.
      IF THE OUTPUT": PRINT " I
      S ACCEPTED, THE BOX WILL BE
      APPENDED": PRINT " TO THE
      PROGRAM IN RAM MEMORY.": PRINT

5130 PRINT " 6. BE SURE TO OBSERV
      E THE DATA PRESENTED": PRINT
      " AS THE PROGRAM ENDS. HA
      VE FUN!!!"
5140 GOSUB 6120
5150 POKE 34, 0: RETURN
6000 REM

      TITLE PAGE

6010 REM TITLE PAGE FROM
6020 REM SF APPLE CORE

6030 POKE - 16368, 0
6040 VTAB 6: TT$ = "CREDIT BOX CR
      EATOR"
6050 GOSUB 6090: VTAB 9: TT$ = "B
      Y SANDY MOSSBERG"
6060 GOSUB 6090
6070 VTAB 15: PRINT "THIS UTILIT
      Y APPENDS TO THE END OF YOUR
      ": PRINT "PROGRAM A BOX THAT
      MAY CONTAIN CREDITS,": PRINT
      "COPYRIGHT DATA, EXPLANATORY
      MATERIAL OR": PRINT "A VARI
      ABLE TABLE. BE IMAGINATIVE!"

6080 GOSUB 6120: RETURN
6090 REM

      PRINT CENTER

6100 WIDTH = 20 - ( LEN (TT$) / 2
      ): IF WIDTH < = 0 THEN PRINT
      TT$: RETURN
6110 HTAB WIDTH: PRINT TT$: RETURN

```

(Continued on page 63)

# GET FREE SOFTWARE FOR YOUR APPLE!

HOW? JUST ORDER ANY OF THE ITEMS BELOW, AND SELECT YOUR FREE SOFTWARE FROM THE BONUS SOFTWARE SECTION, USING THE FOLLOWING RULE: FOR THE FIRST \$100.00 WORTH OF MERCHANDISE ORDERED TAKE 1 ITEM; FOR THE NEXT \$200.00 WORTH OF MERCHANDISE ORDERED TAKE ANOTHER ITEM; FOR THE NEXT \$300.00 TAKE A THIRD ITEM, ETC. ALL AT NO COST.

## HARDWARE BY APPLE

APPLE II PLUS, 48k	1199
DISK DRIVE+CONTROLLER (3.3)	535
DISK DRIVE only	455
Language System w. Pascal	397
Silentype Printer & Interface	360
Integer or Applesoft Firmware Card	159
Graphics Tablet	645
Parallel Printer Interface Card	149
Hi-Speed Serial Card	165
Centronics Parallel Intra.	175

## HARDWARE BY OTHERS

HAYES MICROMODEM II	300
HAYES SMART MODEM	239
HAYES S100 MODEM	339
VIDEX VIDEOTERM 80 W. GRAPHICS	275
MICROSOFT Z80 SOFTCARD	299
MICROSOFT 16K RAMCARD	159
CORVUS 10MB HARD DISK	4750
SSM A10 SERIAL/PARALLEL A&T	189
MICRO-SCI Disk & Controller	495
TYMAC DOUBLE DOS 3.2/3.3	35

## VIDEO MONITORS

Leadex-Video-100 12" B&W w/Cable	139
Leadex 12" Green w/Cable	165
Leadex 13" COLOR MONITOR & Cable	399
SUP-R-TERM RF MODULATOR	29

## HARDWARE BY MOUNTAIN COMPUTER

Clock/Calendar Card	239
A/D & D/A Interface	319
Expansion Chassis	665
ROMplus Card	135
Mark Sense Card Reader	995
CPS Multifunction Bd.	239

## SOFTWARE FOR APPLE

APPLE FORTRAN	159
APPLE PILOT	125
DOS 3.3	50
DOS TOOL KIT	65
APPLE PLOT	59
D. J. REPORTER	46
D. J. NEWS	45
PORTFOLIO	45
SHELL GAMES	25
ELEMENTARY DEAR APPLE	25

## SOFTWARE BY OTHERS

APPLE FORTRAN by MICROSOFT	159
APPLE BASIC COMPILER by MICROSOFT	315
APPLE COBOL by MICROSOFT	699
VISICALC 3.3	189
VISIPLOT	155
VISIPILOT/VISITREND	199
VISIDEX	189
CCA DATA MGT.	79
DB MASTER by STONEWARE	189
DATACAPTURE 4.0	55
Z-TERM	85
ON-LINE APPLESOFT COMPILER	89

## SOFTWARE BY PEACHTREE

GEN. LEDGER	219
A/R	219
A/P	219
PAYROLL	219
INVENTORY	219
MAIL LIST	219

## WORD PROCESSING SOFTWARE FOR APPLE

PEN-ULTIMATE	235
WORD STAR	245
EZ WRITER Prof. Sys.	196
EZ WRITER	89
MUSE SUPER TEXT II	139
APPLE-WRITER	69
PROGRAMMA APPLE PIE 2.0	110
MAGIC WAND	345
WORDPOWER	50

## EPSON PRINTERS

MX - 70 w/Graftrax	415
MX - 80	515
MX - 80 FT	815
MX - 80 w. GRAFTRAX	575
MX - 80 FT w. GRAFTRAX	875
MX - 100 FT w. GRAFTRAX	775
APPLE PAR. INTFCE (for all Epson)	75
MX - 70/80 FRICTION FEED Adapter	75

## OTHER PRINTERS

IDS 445 w. GRAPHICS + 2K Buff.	750
IDS 480 w. GRAPHICS	899
IDS 480	825
IDS 580	1099
IDS 680 w. GRAPHICS	1150
CENTRONICS 737	899
CENTRONICS 739	799
CCS Centronical Par. Intra & Cable	135
NEC SPINWRITER 5510 RO	2795
C. ITOH 25 CPS DAISYWHEEL	1750
C. ITOH 45 CPS DAISYWHEEL	2025
WATANABE MI-LOT PLOTTER	1150
DIABLO 630 DAISY w. P. Wheel & Rib.	2350

## BONUS SOFTWARE SECTION!

Let us acquaint you with MESSAGE-MAKING SOFTWARE. Just place the disk in the APPLE, enter the text, and colorful, dynamic messages appear on the screens of TV sets connected to the computer. Use the software to broadcast messages on TV screens in schools, hospitals, factories, store windows, exhibit booths, etc. The following program is our latest release:

**SUPER MESSAGE:** Creates messages in full-page "chunks". Each message allows statements of mixed typesets, typelines and colors, in mixed upper and lower case. Styles range from regular APPLE characters, up to double-size, double-width characters with a heavy, bold font. Six colors may be used for each different typestyle. Vertical and horizontal centering are available, and word-wrap is automatic. Users can chain pages together to make multi-page messages. Pages can be advanced manually or automatically. Multi-page messages can be stored to disc or recalled instantly. **REQUIRES 48K & ROM APPLESOFT.....\$80.**

**APPLE PLOTS YOUR DATA & KEEPS YOUR RECORDS TOO! APPLE DATA GRAPH 2.1:** Plots up to 3 superimposed curves on the Hi-res Screen both X & Y axes dimensioned. Each curve consists of up to 120 pieces of data. Graphs can be stored to disc and recalled immediately for updating. Up to 100 graphs can be stored on the same disc. Great for Stock-market Charting, Business Management, and Classroom Instruction! **REQUIRES 48K & ROM APPLESOFT.....\$35**


**APPLE RECORD MANAGER:** Allows complex files to be brought into memory so that record searches and manipulations are instantaneous. Records within any file can contain up to 20 fields, with user-defined headings. Information can be string or numeric. User's can browse thru files using page-forward, page-backward or random-search commands. Records can easily be searched, altered or sorted at will. Files can be stored on the same drive as the master program, or on another, if a second drive is available. Records of files can be printed, if desired. Additional modules coming are a STATISTICS INTERFACE, CHECKBOOK, MAILING LIST & DATA-ENTRY. **REQUIRES 48K & ROM APPLESOFT.....\$40**

**APPLE LITERATURE DATABASE:** allows rapid retrieval (via keywords) of references from total APPLE literature thru 1990, on 5.25" disk. Each entry in the data base consists of the article, author-name, periodical-name, date of issue, & page nos. The database is intended to support large magazine files which would require lengthy manual searching to recover information. Annual updates will be available. **REQUIRES 48K, ROM APPLESOFT.....\$60**

**WORDPOWER:** Is a simple, powerful, low cost, line-oriented word-processor program. It offers a fast machine language FIND & REPLACE. Text can be listed to screen or printer, with or without line-numbers. Lower-case adeotors are supported. You can merge files, move groups of lines, and easily add, change, or delete lines. WORDPOWER can be used to create and maintain EXEC files. It can also be used as a rapid, unstructured, information-storage and retrieval system via its rapid search capabilities. **REQUIRES: 48K, ROM APPLESOFT.....\$50**

**LABELMAKER:** allows users to quickly create address labels. A given label may be generated in any quantity from 1 to 32767. Space is allowed on labels for a personal and company name, but the space is automatically closed up if only a personal name is entered. Space is also allowed for foreign countries. The program can also generate labels for price-tags, part numbers and mail-messages such as "RUSH", "FRAGILE", etc. A self-incrementing feature allows message-tickers to be produced, with a date, and numbers running from 0000 to 9999. An editor is provided for editing labels prior to printing. All labels may be saved to disk for instant recall. **REQUIRES 48K & ROM APPLESOFT.....\$35**

**TO ORDER:** Use phone or mail. We accept VISA, MASTERCARD, COD's, personal checks & money orders. Add 4% for credit card. Customer pays handling on COD orders. Foreign orders must be in American Dollars & include 10% for handling. Connecticut residents add 7.5% sales tax.



**CONNECTICUT INFORMATION SYSTEMS CO.**  
218 Huntington Road, Bridgeport, CT 06608 (203) 579-0472



**Listing 1 (Continued)**

```

6120 VTAB 23: HTAB 12: PRINT "[E
SC] TO END"
6130 VTAB 24: PRINT TAB( 8);"[S
PACE] TO CONTINUE ";
6140 PRINT "[ ]";: HTAB 29: GET
ZZ$: IF ZZ$ = CHR$(27) OR

ZZ$ = CHR$(3) THEN TEXT :
HOME : END
6150 IF ZZ$ = CHR$(32) THEN
RETURN
6160 CALL - 868: CALL - 1008: GOTO

6140: REM

65535 REM *****
65535 REM * *
65535 REM * CREDIT BOX *
65535 REM * CREATOR *
65535 REM * *
65535 REM * S. MOSSBERG, M.D. *
65535 REM * 50 TALCOTT RD. *
65535 REM * PORT CHESTER *
65535 REM * NEW YORK, 10573 *
65535 REM * *
65535 REM * (914) 937-6400 *
65535 REM * *
65535 REM *****
    
```

**Listing 2**

```

10 REM CREDIT BOX CREATOR
EXEC FILE CREATE

20 DS = CHR$(4):FS = "CREDIT BO
X CREATOR"

30 PRINT DS"OPEN"FS

40 PRINT DS"WRITE"FS

50 PRINT "POKE 1912,PEEK (103):P
OKE 1913,PEEK (104):POKE 191
4,PEEK (175):POKE 1915,PEEK
(176)"

60 PRINT "POKE 103,PEEK (175):PO
KE 104,PEEK (176) + 1:POKE (
PEEK (103) + PEEK (104) *
256 - 1),0"

70 PRINT "RUN CREC"

80 PRINT DS"CLOSE"
    
```

**MICRO**

**AT LAST...  
...FOR  
OSI**

**A menu driven  
data base management  
system for  
multi-data base  
applications**

Data base  
management system  
\$200.00

plus  
Accounting  
package  
\$150.00

Stock portfolio  
\$150.00

Stock financial  
statement analysis  
\$250.00

for C8P/C3 systems  
under OS65U

**Genesis Information  
Systems, Inc.**  
P.O. Box 3001 • Duluth, MN • 55803  
Phone 218-724-3944

**ED-SCI STATISTICS**

**FOR THE PROFESSIONAL A COMPLETE STATISTICS  
AND DATA MANAGEMENT PACKAGE**

- |                                    |                                            |
|------------------------------------|--------------------------------------------|
| <b>Data Entry and Filing</b>       | <b>Statistical Calculations</b>            |
| • By Variable Name and Case Number | • Mean, Std. Dev., Std. Error              |
| • One-Time Data Entry              | • Coefficient of Variation                 |
| • Easy and Rapid Editing           | • Frequency Distribution                   |
| • Data Entry Worksheets            | • Unpaired t-Test                          |
|                                    | • Paired t-Test                            |
|                                    | • Mann-Whitney U Test                      |
| <b>Data File Manipulation</b>      | • Wilcoxon Paired Sample Test              |
| • Add New Variables                | • Chi-Square Test                          |
| • Add or Delete Case Values        | • Linear Regression                        |
| • Create SUBFILES By User          | • Correlation                              |
| • Defined SEARCH & SELECT Criteria | • One-Way ANOVA with the Newman-Keuls Test |
| • Merge Files                      | • Hard Copy of Data & Results              |

Statistical Calculations can be made on **VISICALC\*** (DIF) and **DATADEX\* FILES**. Graphic Plotting of all **ED-SCI STATISTICS** Data Files can be done with **APPLE PLOT.\***

Only \$95.00 brings you the **ED-SCI STATISTICS** instruction manual, the Master Program Disk, and a Back-Up Disk.  
See **ED-SCI STATISTICS** at your local Apple Computer store.  
Dealer inquiries invited. For information please phone or write:

**Ed-Sci Development**

460 Beacon St. San Francisco, CA 94131 (415) 282-7020

**ED-SCI STATISTICS** requires an Apple II with the Applesoft or Language Card, or an Apple II+, 48K memory, and at least one disk drive with DOS 3.3 (16 sector).

\*Apple is a registered trademark of Apple Computer Inc.  
VisCalc is a registered trademark of Personal Software Inc.  
DATADEX is a registered trademark of Sonoma Softworks.

**GOSUB'S MX80/70 FRICTION FEED KIT  
Only \$49.95 ppd**

- Use Single Sheet Paper
- Use Inexpensive Roll Paper
- Use Your Own Letterhead
- Does Not Affect Pin-Feed Use

**Printers**

Epson MX80.....\$515 ppd      Epson MX100.....\$825 ppd  
Microtek's BYTEWRITER-1      \$299 ppd

**The Printer Stand      \$29.95**

SAVE MONEY AND SPACE: Holds almost any printer that uses 9 1/2" size paper or forms. Made from 1/4" acrylic, allows 3" of paper or forms to be stacked under printer. Great for use with bottom load printers! Fits MX80/70, Microline 80's, BASE 2-850, Bytewriter-1 and many more!

**Software for the VIC 20 and PET**

Math Huddler and Monster Maze	\$14.95
Household Finance Parts 1 and 2	\$34.95
Seawolf, Bounce Out and VIC Trap	\$24.95
VIC 20 Biorhythm Compatibility	\$ 9.95
VIC Lemonade	\$14.95
AMOK	\$18.95
ALIEN BLITZ	\$18.95
VIC Music and Joypainting	\$ 9.95

**PET      Apple      Atari      TRS-80\***

Nukewar      Tanktics      B1-Bomber  
Midway Campaign      Planet Miners

**All just \$14.95 each!**

(Kansas residents add 3% sales tax)

**GOSUB**  
P.O. Box 275  
Wichita, KS 67201  
(316) 265-9992

**GOSUB Int'l, Inc.**  
501 E. Pawnee, Suite 430  
Wichita, KS 67211  
(316) 265-9858

\*(TRS-80 is a trademark of Tandy Corp.)

# NOW TWO LOCATIONS

## SAVE TIME • SAVE SHIPPING



Computers  
for people.™



800™ \$699

410 Recorder	\$59.00
810 Disc Drive	\$444.00
822 Printer	\$359.00
825 Printer	\$629.00
830 Modem	\$159.00
820 Printer	\$269.00
850 Interface	\$159.00
New DOS 2 System	\$21.00
CX30 Paddle	\$18.00
CX40 Joy Stick	\$18.00
CX853 16K RAM	\$89.00
Microtek 16K RAM	\$75.00
Microtek 32K RAM	\$159.00
One year extended warranty	\$50.00



ATARI 400


16K.... \$329  
32K.... \$478  
48K.... \$555

### ATARI SOFTWARE

CX404 Word Processor	\$119.00
CX404 PILOT	\$68.00
CX413 Microsoft Basic	\$68.00
CX4101 Invitation To Programming I	\$17.00
CX4102 Kingdom	\$13.00
CX4103 Statistics	\$17.00
CX4104 Mailing List	\$17.00
CX4105 Blackjack	\$13.00
CX4106 Invitation To Programming 2	\$20.00
CX4107 Biorythm	\$13.00
CX4108 Hangman	\$13.00
CX4109 Graph It	\$17.00
CX4110 Touch Typing	\$20.00
CX4008 SPACE INVADERS	\$32.00
CX4112 States & Capitals	\$13.00
CX4114 European Countries & Capitals	\$13.00
CX4115 Mortgage & Loan Analysis	\$13.00
CX4116 Personal Fitness Program	\$59.00
CX4117 Invitation To Programming 3	\$20.00
CX4118-20 Conversational Languages (ea)	\$45.00
CX4121 Energy Czar	\$13.00
CXL4001 Educational Master	\$21.00
CX6001 17 Talk & Teach Series (ea)	\$23.00
CX8106 Bond Analysis	\$20.00
CX8107 Stock Analysis	\$20.00
CX8101 Stock Charting	\$20.00
CXL4002 Basic Computing Language	\$46.00
CXL4003 Assembler Editor	\$46.00
CXL4004 Basketball	\$24.00
CXL4005 Video Ease!	\$24.00
CXL4006 Super Breakout	\$30.00
CXL4007 Music Composer	\$45.00
CXL4009 Chess	\$30.00
CXL4010 3-D Tic-Tac-Toe	\$24.00
CLS4011 STAR RAIDERS	\$39.00
CXL4012 MISSILE COMMAND	\$32.00
CXL4013 ASTEROIDS	\$32.00
CXL4015 TeleLink	\$20.00
Visicalc	\$149.00
Letter Perfect (Word Processor)	\$109.00
Source	\$89.00
CX481	\$75.00
CX482	\$109.00
CX483	\$54.00
CX484	\$319.00

### PRINTERS

Centronics 739-1	\$649.00
Diablo 830 Special	\$1799.00
Epson	
MX70	\$359.00
MX80	\$469.00
MX80FT	Call
MX100	Call
NEC	
8023	\$639.00
7730	Call
7720	Call
7710	Call
Okidata	
82A	\$499.00
83A	\$769.00
84	\$1129.00
Citih Starwriter	
25 CPS-P	\$1329.00
45 CPS-P	\$1699.00
Paper Tiger	
445G	\$899.00
480G	\$899.00
560G	\$1129.00
Talley	
8024-7	\$1399.00
8024-L	\$1629.00
Xerox 820	
System I 5 1/2"	\$2450.00
System II 8"	\$2950.00
CPM 5 1/4"	\$169.00
Word Processing	\$429.00
Super Calc	\$269.00



Atari	
Microtek 16K	\$64.00
32K	\$129.00
Intec 32K	\$139.00
48K	\$219.00
Ramcrom 128K	\$519.00
Apple	
Microtek 16K	\$94.00
32K	\$129.00
Commodore	
84K upgrade	\$389.00
Hewlett Packard	
16K upgrade	\$249

RAM  
SALE!

computer mail order saves



### Texas Instruments

TI-99/4A \$379

PHC 004 TI-99/4A Home Computer	\$399.00
PHP 1600 Telephone Coupler	\$169.00
PHP 1700 RS-232 Accessories Interface	\$189.00
PHP 1800 Disk Drive Controller	\$239.00
PHP 1850 Disk Memory Drive	\$389.00
PHP 2200 Memory Expansion (32K RAM)	\$319.00
PHA 2100 R.F. Modulator	\$43.00
PHP 1100 Wired Remote Controllers(Pair)	\$31.00

PHM 3006 Home Financial Decisions	\$26.00
PHM 3013 Personal Record Keeping	\$43.00
PHD 5001 Mailing List	\$60.00
PHD 5021 Checkbook Manager	\$18.00
PHM 3008 Video Chess	\$60.00
PHM 3010 Physical Fitness	\$28.00
PHM 3009 Football	\$26.00
PHM 3018 Video Games I	\$26.00
PHM 3024 Indoor Soccer	\$26.00
PHM 3025 Mind Challengers	\$22.00
PHM 3031 The Attack	\$35.00
PHM 3032 Blast	\$22.00
PHM 3033 Blackjack and Poker	\$22.00
PHM 3034 Hustle	\$22.00
PHM 3036 Zero Zap	\$18.00
PHM 3037 Hangman	\$18.00
PHM 3038 Connect Four	\$18.00
PHM 3039 Yahtzee	\$22.00
PHM 3017 Terminal Emulator I	\$39.00
PHM 3026 Extended Basic	\$88.00
PHM 3035 Terminal Emulator II	\$45.00

HOW TO ORDER: Phone orders invited or send check or money order and receive free shipping in the continental United States. PA residents add 6% sales tax.


# computer mail order west

## 800-648-3351

IN NEVADA, CALL (702) 588-5654  
P.O. BOX 6689, STATE LINE, NEVADA 89449

# TO SAVE YOU MORE! COSTS • SAVE SALES TAX

**hp** HEWLETT  
PACKARD



**HP-85 \$2479**


NEW! HP-125 \$2999.00  
HP-83 \$1699.00  
HP-85 16K Memory Module \$249.00  
5 1/4" Dual Master Disc Drive \$2129.00  
Graphics Plotter (7225B) \$2079.00

**NOW IN STOCK!**  
The new HP41CV Calculator

**\$259**

Call for HP Software Prices & Information  
Call for Calculator prices

**you more money & time!**



**CBM 8032**

**\$1069**

## Terminals

Televideo	
910	\$579.00
912C	\$699.00
920C	\$749.00
950	\$939.00
Call for computers	
Zenith 719	\$749.00
Adds	\$549.00

## Monitors

Amdex 12" B&W	\$149.00
12" Green	\$169.00
13" Color	\$349.00
Sanyo 12" B&W	\$259.00
12" Green	\$269.00
13" Color	\$449.00
TI 10" Color	\$349.00
Modems	
Novation Auto	\$239.00
D Cat	\$169.00
Cal	\$159.00
HAYes	
Smart	\$239.00
Pioneer Laser Disk	\$599.00
BSR X-10 Systems	
PK 500	\$84.00
LM 501	\$16.00
AM611	\$17.00
AM288	\$17.00

## commodore

8032	\$1069.00
4032	\$969.00
4016	\$769.00
8096	\$1569.00
Super Pet	\$1599.00
2031	\$529.00
8050	\$1299.00
4022	\$599.00
C2N	\$63.00

Word Pro 4 Plus	\$299.00
Word Pro 3 Plus	\$199.00

## SOFTWARE

WordPro3 Plus	\$299.00
WordPro4 Plus	\$329.00
Commodore Tax Package	\$399.00
Visicalc	\$149.00
BPI General Ledger	\$329.00
OZZ Information System	\$289.00
Dow Jones Portfolio	\$129.00
Pascal	\$239.00
Legal Time Accounting	\$449.00
Word Craft 80	\$289.00
Power	\$89.00
Socket 2 Me	\$20.00
Jinsam	\$Call
MAGIC	\$ Call
The Manager	\$209.00
Softrom	\$129.00



**VIC 20 \$259 COMPLETE**

Vic-TV Modul	\$19.00	VIC1212 Programmers Aid Cartridge	\$45.00
Vic Cassette	\$69.00	VIC1213 VICMON Machine Language Monitor	\$45.00
Vic 6 Pack Program	\$44.00	VIC1901 VIC AVENGERS	\$23.00
VIC1530 Commodore Datassette	\$69.00	VIC1904 SUPERSLOT	\$23.00
VIC1540 Disk Drive	\$499.00	VIC1906 SUPER ALIEN	\$19.00
VIC1515 VIC Graphic Printer	\$399.00	VIC1907 SUPER LANDER	\$23.00
VIC1210 3K Memory Expander	\$32.00	VIC1908 DRAW POKER	\$23.00
VIC1110 8K Memory Expander	\$53.00	VIC1909 MIDNIGHT DRIVE	\$23.00
VIC1011 RS232C Terminal Interface	\$43.00	VT106A Recreation Pack A	\$44.00
VIC1112 VIC IEEE-488 Interface	\$86.00	VT107A Home Calculation Pack A	\$44.00
VIC1211 VIC 20 Super Expander	\$53.00	VT164 Programmable Character/Graphics	\$12.00
		VT232 VICTerm I Terminal Emulator	\$9.00

Add 3% for VISA or MC. Equipment subject to price change and availability without notice.

# computer mail order east

# 800-233-8950

IN PA. CALL (717) 327-9575  
501 E. THIRD ST., WILLIAMSPORT, PA 17701

# Lazer isn't afraid to compare!

(because we have the best lower case system available.)

Despite the fact that we were one of the first manufacturers to produce lower case equipment for the Apple II, Lazer MicroSystems products are still the state-of-the-art. Beside the obvious price/performance advantage we have over the competition, our products are expandable. Lazer is constantly introducing new products including our Lower Case + Plus II, Character Set + Plus (that adds 2 additional character sets to the Lower Case + Plus), and our new "Double Vision + Plus" for owners of Computer STOP's Double Vision 80-column board.

Lazer's products are compatible with more word processors than anybody else's. Our Lower Case + Plus is compatible with Easywriter and unmodified Apple writers. None of our competitors below can make that claim. In fact, BASIS' board isn't even compatible with Programma's PIE! The following chart lists Lazer's superiority over the competing units.

(LC+ = Lower Case + Plus LC-II = Lower Case + Plus II KB+ = Keyboard + Plus)

Feature	Paymar					LC+	LC+II	KB+/LC+II	KB+/LC+	KB+
	LCA-1	LCA-2	VIDEX	BASIS	VISTA					
True ASCII upper/lower case display	Y	Y	Y	Y	N	Y	Y	Y	Y	N
Inverse Lower Case	N	N	rev 7 only	N	—	Y	N	N	Y	—
Font Size	5 x 7	5 x 7	5 x 8	5 x 8	—	5x7, 7x8	5 x 7	5 x 7	5x7, 7x8	—
# of on-board character sets	1	1	1	1	—	up to 4 (2 std)	1	1	up to 4	—
Pseudo-descenders	Y	Y	N	N	—	Y	Y	Y	Y	—
True descenders	N	N	Y	Y	—	optional	N	N	optional	—
Optional fonts avail. (ROM, disk)	N	N	N	Y	—	Y	N	N	Y	—
2716-compatible character generator compatible with fonts created by HIRES character generators	N	N	N	N	—	Y	N	N	Y	—
On-board graphics character set	N	N	N	N	—	Y	N	N	Y	—
Software provided on diskette	\$5 extra		N	N	—	Y	Y	Y	Y	Y
Single board works with all Apples	N	N	N	N	Y	Y	N	N	Y	Y
Expandable System	N	N	N	N	N	Y	Y	Y	Y	Y
Extensive user Documentation	N	N	Y	N	N	Y	Y	Y	Y	Y
High quality PC board	N	—	Y	Y	Y	Y	—	Y	Y	Y
Reset key disable	N	N	Y	Y	N	N	N	Y	Y	Y
Shift key mod	N	N	Y	Y	N	N	N	Y	Y	Y
All 128 characters available from keyboard	—	—	N	N	—	—	—	Y	Y	Y
Type ahead buffer	N	N	N	N	Y	N	N	Y	Y	Y
# of characters in buffer	—	—	—	—	40	—	—	64	64	64
Ability to clear or turn off buffer	—	—	—	—	N	—	—	Y	Y	Y
PRICE	59.95	49.95	129.95	125.00	49.95	64.95	29.95	129.90	164.90	99.95

Don't settle for anything less than the Lower Case + Plus, Lower Case + Plus II, or Keyboard + Plus. If your dealer doesn't stock our products give us a call, we'll try to connect you with a dealer in your area.

Before you buy a lower case system for the Apple II, call or write for our free booklet "Keyboard Enhances/Buffers and Lower Case Adapters: From The Inside Out." This booklet explains the advantages and disadvantages of using a lower case adapter in your Apple II.

Lazer products are carried by reputable dealers all across the world. If your dealer cannot provide you with a demonstration of our equipment and tries to sell you an inferior lower case adapter, give us a call, we'll give you the location of a dealer that can show you our equipment. Remember, an intelligent purchase cannot be made if you do not compare before buying.

Lazer's Products are recommended for use with DB Master by Stoneware.

State of the art performance, software compatibility, and exceptional value make Lazer's products the best there are!

Lower Case + Plus ..... \$64.95  
 Keyboard + Plus ..... \$99.95  
 Lower Case + Plus II ..... \$29.95  
 Character Set + Plus ..... \$24.95  
 Double Vision + Plus ..... \$39.95

Anix 1.0 ..... \$49.95  
 Lazer Pascal ..... \$39.95

Visicalc Users! Now you can have lower case on your Visicalc Screen, only from Lazer.

**Lazer**  
 MICRO-SYSTEMS INC.  
 1791-G Capital  
 Corona, CA 91720  
 (714) 735-1041

Visicalc - TM of Personal Software  
 DB Master - TM of Stoneware  
 Apple II - TM of Apple Computer, Inc.

# RUNZMENU

**This routine removes the nagging problem of rebooting the Apple DOS system master disk upon a language-card system reset. RUNZMENU re-enters DOS using the reset vector, and keeps both Applesoft and Integer BASIC active. Further, it allows the user the option of running a menu program automatically. With RUNZMENU, it is no longer necessary to make all disks system masters in order to support both BASICs and turnkey operation.**

---

Frank Shyja  
112 North Ardmore  
Columbus, Ohio 43209

---

The frequent loss of the BASIC on the language card was causing a problem. My children were unhappy with our Apple. Oh, they loved the games and did the educational lessons, but the addition of the language card caused them to enjoy and use the computer less. Instead of appreciating the increased power of the language system, they avoided the inconvenience of the monster called system master.

Previously, they had jumped from game to game with a simple PR#6. No more! The other, often necessary, language disappeared. With the language card they had to reboot the monster and then catalog, etc. By making each diskette a system master, we wasted too much space and lost the advantage of 16 sectors. Computers should do things quickly, quietly, and simply.

I decided to develop a program to tell Apple that the other language was still in the card. I decided on a machine

language routine which would let me choose between simply mimicking the pre-language card reset, or running my Hello/menu program. The routine permits selection of a program with a single keystroke.

After much thought I decided to use the user reset vector at 03P2.03F3. My requirements for ease dictated that the program should always be resident. Obviously, it had to be loaded with DOS and survive without harm to itself or the operating system. I wanted to leave all DOS commands fully functional. Don Worth and Pieter Lechner's book, *Beneath Apple DOS*, was quite valuable. It listed two safe areas, the locations \$BA69.BA95, with \$2C bytes, and \$BCDF.BCFF, with \$20. The final program used all the available bytes.

The program is not complicated and has only one poor programming technique: it contains self-modifying code. Self-modifying code is undesirable because any interruption of the program could cause unexpected results upon re-entry. That problem concerns \$BC6D. To prevent any error, that byte is reset with each entry, in the initialization section of code (at \$BCDF-BCFD). It is reloaded with the correct starting location, \$8C (at \$BCFG).

The program is designed to do four things. First, it re-enters DOS via \$03D0 by using the reset key and user reset vector, and keeps both languages active. Then, it automatically inputs the command, (RUNZMENU?). (ZMENU? is my menu program.) Next, after a keyboard input of a single letter, it either runs the menu program or re-enters DOS softly. And finally, it restores the Apple to its normal configuration to accept keyboard input. A disassembled listing with annotations is given below and step-by-step instructions for making your own RESET MASTER are listed at the end of the article.

The routine begins by saving the current input vectors.

```
BCDF-   AD 55 AA   LDA $AA55
BCE2-   8D FE BC   STA $BCFE
BCE5-   AD 56 AA   LDA $AA56
BCE8-   8D FF BC   STA $BCFF
```

Then we load a new input vector into KSWL,H at 0038.0039.

```
BCEB-   A9 69     LDA #$69
BCED-   85 38     STA $38
BCEF-   A9 BA     LDA #$BA
BCF1-   85 39     STA $39
```

Next we call the DOS subroutine that redirects its own input. Attempting to POKE directly into this vector (\$AA55-\$AA56) will cause the Apple to reply strangely.

```
BCF3-   20 51 A8   JSR $A851
```

In addition, we must correct the problem of self-modifying code by resetting the starting pointer.

```
BCF6-   A9 8C     LDA #$8C
BCF8-   8D 6D BA   STA $BA6D
```

With the initialization completed, we can jump to the DOS soft entry, confident that we will not receive a BASIC prompt that requires keyboard input. We will permit Apple to read its own input.

```
BCFB-   4C D0 03   JMP $03D0
```

Instead of looking to the keyboard, via the monitor, for an input character, we have directed it to \$BA69.

```
BA69-   EE 6D BA   INC $BA6D
BA6C-   8D 8C BC   LDA $BC8C
```

Each return for another character moves the pointer upward from \$BC8D until it loads a \$00. The pointer starts at BC8D because it is incremented from BC8C before the first loading.

```
BA6F-   D0 18     BEQ $BA89
```

The branch is to another RTS later in the routine to save one byte. By loading the entire command, letter by letter, we will arrive at \$00 which signifies the end of the input table.

Fortunately, \$BA96 is always a 00 because it is part of the read translate table. Having loaded the final 00, we do not branch. The screen now has printed at the bottom: > RUNZMENU?

To find out the answer, we will jump to the read key subroutine in the monitor.

```
BA71-      20 1B FD      JSR $FD1B
```

When the key is pressed, the subroutine will return with the ASCII value in the accumulator. No matter what the value is, we must restore the input hooks back to the keyboard. While we are doing that we will save the accumulator value on the stack until \$BA82.

```
BA74-      48          PHA
```

Now we must restore the input hooks.

*Warning:* pressing RESET again before the hooks are restored will cause a lockout of the keyboard and require rebooting DOS. This normally is not a problem unless you habitually press the RESET key repeatedly for extra effect.

```
BA75-      AD FE BC      LDA $BCFE
BA78-      85 38          STA $38
BA7A-      AD FF BC      LDA $BCFF
BA7D-      85 39          STA $39
```

With KSWL,H reloaded, we call DOS to move the input vectors to its satisfaction.

```
BA7F-      20 51 A8      JSR $A851
```

Now that we have finished house-keeping we can find out which key the operator pressed.

```
BA82-      68          PLA
```

If the operator had wanted simply to reset and not run the menu program, he would have started to type NO. We

would only read one letter: 'N'. (The routine is so fast that it would be finished before the 'O' could have been entered.) The compare instruction will let us find out.

```
BA83-      C9 CE      CMP #$CE
```

The 'N' key equals ASCII \$CE. If the value matches, we will branch to \$BA8A.

```
BA8A-      4C 0D 03     JMP $03D0
```

That will take us into DOS softly with the RAM BASIC still in the language card — just like before the language card was installed! Also, the BASIC program being used is still present and active.

Let us assume that any other key was pressed. This routine doesn't care if a 'Y' were pressed, or the (RETURN) key, or any other key. We were only looking for a negative response. We can now load a return and tell Apple to execute the command that we automatically entered.

```
BA87-      A9 8D      LDA #$8D
BC89-      60          RTS
```

The program is called ZMENU? for two reasons. First, during use, the question is obvious to an inexperienced user. And, during a printout of my master catalog, all the hello programs appear at the end. Actually, it doesn't matter how difficult the name is to type because you don't have to type it anymore!

I was very pleased with myself. I tried BA69G from the monitor and the routine worked perfectly. I initialized a disk. I booted it. The reset key wouldn't work! Entering the monitor, the program worked from \$BCDFG. Yes, BCDFG ran my ZMENU? but reset wouldn't.

After some searching, I found that DOS sets the user reset to its own input point with each boot. I was determined to avoid BLOADing two bytes or POKEing values, so I changed DOS itself! The complete procedure is listed below in a step-by-step format.

Begin by inserting your Apple-provided system master diskette and boot. Then, type >NEW. If your resident language is Applesoft, >LOAD HELLO. If your resident language is Integer, >LOAD APPLESOFT. Next, type the following lines exactly as listed.

```
>CALL-151
```

```
*BCDF: AD 55 AA 8D FE BC AD 56 AA
      8D FF BC A9 69 85 38 A9 BA
      85 39 20 51 A8 A9 8D 8D 6D
      BA 4C D0 03
```

```
*BA69: EE 6D BA AD 96 BA D0 18 20
      1B FD 48 AD FE BC 85 38 AD
      FF BC 85 39 20 51 A8 68 C9
      CE FO 03 A9 8D 60 4C D0 03
```

```
*BA8D: D2 D5 CE DA CD C5 CE D5 FB
```

```
*9E31: 74 9E
```

```
*9E3C: 73 9E
```

```
*9E73: DF BC 19
```

```
*3D0G
```

```
>INIT RESET MASTER
```

This will result in your neat, new system master diskette having a hello program called RESET MASTER. This will load the other BASIC into the language card when booting. To really make the new diskette convenient, I altered the program RESET MASTER by putting an extra line in it. The extra line causes the menu program to be run at the end of the booting process. For example,

```
> 240 PRINT D$; "RUNZMENU?"
```

After initializing your new diskette,

```
>BRUN FID
```

and transfer the other version of BASIC and your menu program to the diskette. Your menu program (usually your hello-type program) must be saved as MENU?. (The question mark is part of the program name.) Diskettes not having that program will cause the routine to return the file not found error and the BASIC language prompt.

My children are pleased with the handiness of our Apple again.

# BUG BYTER

**Bill Budge, creator of  
"Raster Blaster," needs it:**

"...I'll never write another  
program without BugByter!"

## **FEATURES INCLUDE:**

- All registers displayed
- Compatible with all Apple languages
- Completely relocatable
- Full hex and ASCII I/O
- Multiple options while in trace mode
- Literal and transparent breakpoints
- Resident assembler
- Resident disassembler
- User-definable screen
- Ram screen dump in hex and ASCII
- Comprehensive documentation
- Single keystroke operation
- Instruction cycle counter
- Hexadecimal/decimal conversions
- Can run in add-on ram card

## **Who else needs BugByter?**

- ... Apple\* users who want to learn machine language.
- ... Apple programmers in need of a complete 6502 debugging tool.
- ... Educators who need to demonstrate the operation of the Apple's central processor.
- ... Software professionals who need to display and control all 6502 registers.

## **BugByter**

is

**NOW AVAILABLE AT \$39.95**

on diskette for Apple II or Apple II+

from

**COMPUTER-ADVANCED IDEAS, INC.**

1442A Walnut Street, Suite 341  
Berkeley, CA 94709  
(415) 526-9100

\*Apple is a registered trademark of Apple Computer, Inc.

Write-On!

Word Processing Software

A computer without a **word processing program** is only being half-utilized. And the unused half is the most important, because we all have reams of letters to write, scripts to type, text to edit, files to keep and data to record.

Write-On! was developed to solve all these problems, and more, for you...easily, quickly, and effortlessly. Have

**Write -  n**

we succeeded?

In the June 81 issue of Byte magazine, they reviewed Write-

On! against the competition. And here are just some of the nice things they had to say.

"Write-On! is **amazingly error-free** and it ran the first time we put it on the computer. One of us thinks it's his **choice of all** the word processors that we reviewed." "Write-On! is a super word processor...touch typists can enter text quickly and easily...performs its editing chores with ease and speed...even provides for form letters using data files. This is a **tremendously powerful** and useful feature (especially for the price)."

To continue with words from Byte, "Along with excellent human engineering, Write-On! provides **superlative documentation**...leads the user by the hand...explanations are **clear** and concise..." And... "...undoubtedly the most powerful features found in a microcomputer-based word processor."

Our users have been saying the same kind of things about Write-On! The reason, we believe, is because of all the word-processors available, this one was designed to be **user-oriented**...to be easy for non-computer types to get professional results with. Whether used for business, professional, home or school...Write-On! is the right one because it is right-on.

## For the Apple III\*? Of course.

Our Write-On! word processing program is available for the Apple III\* as well as the Apple II\*. Comes on disk, with its easy reading, simply explained, step-by-step documentation (marvelously clear!). Write-On! II is \$149.95. Write On! III, \$249.95. At your computer store or from:

### DATAMOST

19273 Kenya St.  
Northridge, Ca 91326  
(213) 366-7160

VISA/MASTERCHARGE accepted.  
\$1.00 shipping/handling charge.  
(California residents add 6% tax)

\*Apple II & Apple III are trademarks of Apple Computer, Inc.



# Shape Manipulate

**This Applesoft program lets you create a shape table, delete shapes, add shapes from other tables, or change the maximum number of shapes in a table.**

John R. Raines  
2170 Wellesley Ave.  
St. Paul, Minnesota 55105

The ability of the Apple's BASICs to draw high-resolution shapes is useful in animation or picture-drawing programs. The improvement in "human factors" engineering<sup>1</sup>, which shape tables permit, is tremendous. John Figueras' shape-creating program<sup>2</sup> makes the use of these shapes much more practical. Peter Cook combined Figueras' three programs with a menu, and also made several changes<sup>3, 4</sup>.

Although these programs contributed to my work, this program allows much more flexibility in manipulating shape tables than either of its predecessors. The hardware required for this program is 48K RAM and one disk drive.

## Program Description

This program is an extension of Figueras' work. It allows you to INITIALIZE a table, CREATE shapes, DELETE shapes from an existing table, ADD shapes from a second table, change the maximum NUMBER of shapes in a table, REVIEW the table, and SAVE the resulting table. The biggest change in Figueras' design of the program is that the various functions are combined in one program. You select the function(s) that you want to use by typing one-letter options. The various options can be used in nearly any order. The resulting flexibility is a sizable improvement. You can abort any command in progress and return to the option list by typing CTRL-0 in place of

any input string. The code that deals with the option list is after line 10000.

The CREATE section is basically Figueras' code, but has been adapted to allow a 50 × 50 grid. The larger grid allows much bigger shapes. As you recall, Applesoft will increase the size of shapes according to the value of N in "SCALE=N." The result is often unsatisfactory; a diagonal line may become jagged, curves cannot be simulated with any sizeable SCALE factor. The larger grid helps, but does not correct the underlying problem.

Several other small changes to the CREATE section have also been made. When you have finished your shape, it is displayed with SCALE=1 and SCALE=2 before it asks if you want to SAVE it. Both are XDRAW outputs — funny things happen if you plot the same point twice in your shape definition and then XDRAW it. The enlarged version lets you assess jaggedness or "holes" that may appear in your shape when it is enlarged. Many of the problems with shapes, which are revealed in this display, can be eliminated by more careful shape definition. By avoiding enlargement and XDRAW in the programs you write to use the shape tables created here, you can completely circumvent these problems. It is always easier to use SCALE=1 and DRAW than to try to CREATE shapes that work well with SCALE=2 and XDRAW. Shapes can be erased with HCOLOR=0 and DRAWING over them in this approach.

If you are creating several shapes in one session, the option of not erasing the previous shape may be useful. This shows you how shapes will fit together when they are drawn later. The CREATE section in this program, like Figueras' but unlike Cook's program, assumes that the first shape in shape table 1 is the cursor. This is set up by INITIALIZE. You can DELETE the cursor later,

but if you do, CREATE will not work properly on that table. The CREATE section is from line 10 through line 1399.

The INITIALIZE section just clears out shape table 1 and puts the cursor definition into it. This code is virtually unchanged from Figueras' program. This section begins at line 20000.

There are two load sections: one for each of the two shape tables. The second shape table is useful only for the ADD shape function. The options to load a table are "1" or "2." Note that DELETE, ADD, SAVE, REVIEW, NUMBER, and CREATE are commands that only make sense after you have either initialized or loaded. These sections check to be sure that the appropriate tables do exist and give an error message if you have forgotten this step. Unlike Figueras' program, the location of the shape table buffers and their length are fixed in this program. The length is always 2048 locations. The load sections are between lines 22000 and 23010.

The DELETE section, all new, removes a shape from table 1. When this option is selected it asks which shape you want to DELETE, displays it in two sizes and asks if that is the correct shape. If you say "N", it asks for another shape number. If you say "Y", then it removes the shape, moves the rest of the shapes to fill in the gap and corrects the index. The "move" is done by using a routine in the Apple monitor.

When written in Applesoft, the move operation took many seconds. The BASIC code to perform the move is in line 21060. The actual move code is located after line 48000, in a subroutine. The subroutine I use is general, and uses parameters called FROM, DESTINATION and FINISH (the latter is the last location from which a byte is moved). The monitor move subroutine

is listed (with the rest of the monitor ROM) in the *Apple II Reference Manual*.

The ADD option is for adding a shape in table 2 to table 1. The routine asks what shape you want, displays it, and asks if that's correct. If you say 'N', it asks for another shape number. If you say 'Y', it adds the indicated shape to the end of table 1 and updates the index. The monitor move routine is used here, too (see "DELETE" above). The ADD section is about line 24000.

The REVIEW command shows you the shapes in table 1. Fewer shapes are shown on each frame than in either Cook's or Figueras' programs, because the shapes are potentially 50 x 50 here, rather than 15 x 15. When one screenful has been displayed, the program waits for you to hit return before displaying the next screenful. Shapes are displayed in numeric order, from left to right and top to bottom.

The NUMBER command lets you change the maximum number of shapes in shape table 1. Shape table 2 is used for temporary storage during this operation and is left empty at the end. The new maximum may be either more or less than the old maximum, but must be at least one more than the number of shapes currently in the table.

### About Line 1

If you don't know the following trick, and have a 48K Apple and use high-resolution graphics (with or without shapes), then this is the best tidbit in the article. With "POKE 103,1:POKE 104,64:POKE 16384,0" before loading your program, you load it above the first high-resolution graphics page. There may be a lot more room there than below it. Below the first high-resolution graphics page, your program has from 2048 to 8191 — just 6K. Above it, with a 48K Apple and DOS, your program has from 16384 to 38400 — nearly 22K bytes.

I have not succeeded in getting the variables and strings into the space below the first high-resolution graphics page, so the actual increase is a bit less than this. Before I learned this trick, I was chaining frequently to get programs to fit into the little 6K segments available. I was nearly fed up with high resolution graphics because of this problem.

Figure 1 shows the core layout for this program. Variations on this technique are discussed in references 5 and 6.

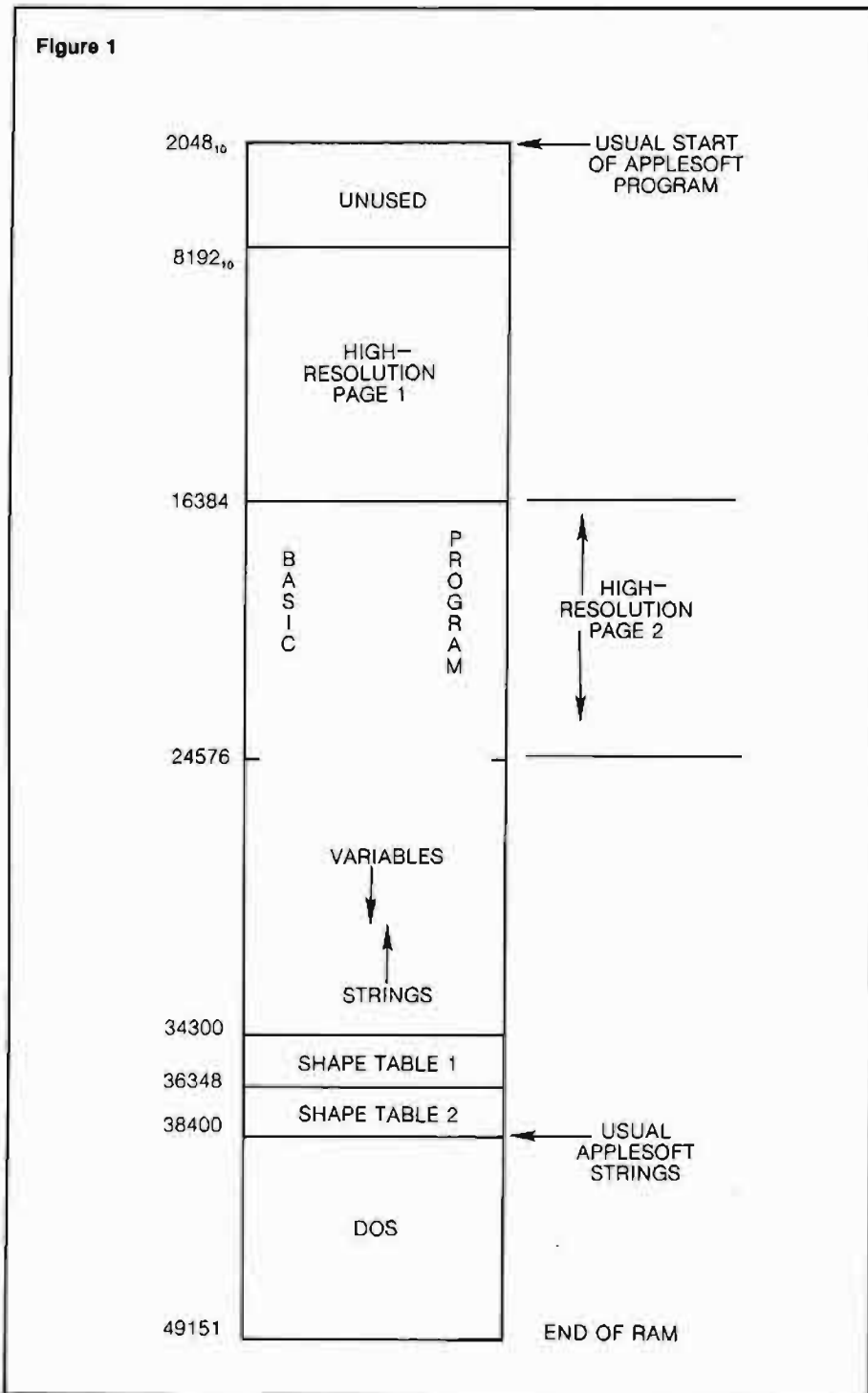
### Control-0

The CTRL-0 key returns you from whatever command you are in to the "option" display, wherever this program accepts keyboard input. This is implemented mainly at line 30000, a subroutine called by any part of the program which would normally do an "input" statement. Line 700 handles CTRL-0 for the cursor move section of the CREATE command (where input is obtained via a GET). Frequent use of

CTRL-0 should be discouraged, however, since the stack is not cleaned up and might eventually fill.

### The Shape Table Buffers

The buffers for the shape tables are in fixed locations in this program, unlike Figueras' program. This saves some typing and has not caused me any problems. The buffers are just 2K in size and are located in the 4K of RAM



just below DOS (see figure 1). The location and size of the buffers is defined in line 5, and it should be possible to move them or change their sizes just by changing this line (although I have not done so).

ASVE is the start of shape table 1. BS is the buffer size. A2 is the start of shape table 2. The program will warn you if you expand table 1 so that it overwrites table 2. If this happens, you should be able to SAVE table 1, but will be unable to use table 2. Conceivably the buffers could be expanded to 3K by putting them in the unused RAM between 2048 and 8191.

To load and use one of the shape tables created with this program, you proceed just as with either Figueras' or Cook's programs. First you BLOAD filename, Alocation (the "A" parameter may be needed more often with my program, but really should be made explicit with any binary file for clarity). Next you need to tell Applesoft where the table is, by POKEing the same location into locations 232 and 233. One example of this is line 26010.

I think the Applesoft manual and Figueras' article, together, constitute an adequate description of the shape table, and I will not repeat that description here. The most common error in

writing functions such as I have written here, is to forget about the special case of the last index entry. This entry usually points to the first byte after the last shape (to the place where an undefined shape will begin). When the table is full (when N=MAX), there is no pointer to a "next" entry. The second most common error is to forget that the index entry is an offset, not an absolute pointer to the shape definition. I have left a debugging subroutine in place at 39000. You can just leave it out if you like, but it is useful in the following fashion:

1. Go through the part of the command sequence you are sure works.
2. Do one command you are suspicious of.
3. When the "option" display appears, type CTRL-C, return.
4. Type in a line such as C=34300 : GOSUB 39000 — this will dump the first 50 bytes from shape table 1 on to the TV. Examine these to see if you identify an error.
5. Type "CONT".
6. GOTO step 2.

This program does not incorporate the changes to Figueras' programs discussed by Cook. Depending on your specific needs, you may want to use some of Cook's ideas, such as allowing blank shapes. It would seem worthwhile to read the reference articles from MICRO before you start typing any of the programs into your machine.

## References

1. Shneiderman, Ben, *Software Psychology; Human Factors in Computer and Information Systems*. Winthrop Publishers, Inc., Cambridge, MA, 1980.
2. Figueras, John, "How to do a Shape Table Easily and Correctly," MICRO 19:11, reprinted in MICRO/Apple I, p. 78.
3. Cook, Peter, "Creating Shape Tables, Improved," MICRO 28:7.
4. Cook, Peter, "Microbes and Updates," MICRO 31:76.
5. Guild, George S., "Applesoft Program Relocation," MICRO 19:19.
6. Kluepfel, Charles, "Applesoft Program Splitter Modifications," CALL —A.P.P.L.E., October 1980, pg. 45.

```

1 IF PEEK(104) < > 64 THEN POKE 162(4,C): POKE 103,1: POKE 104,64: PRINT
  CHR$(4);"FOR SHAPE MANIPULATE": REM IF WE WERE LOCAL TRICK 13-PEE
  FACE1 THEN RE-LOAD: PROGRAM LINES NOT IN CR
5 TEXT : SPEED=255: HOME: PRINT "SHAPE MANIPULATE": HOME: 34299:IS =
  CHR$(4):BS = 2048:ASVE = 34300:A2 = ASVE + BS: FIN ASVE & A2 ARE E
  SHAPE TABLE BUFFER LOCATIONS, BS IS BUFFER SIZE
6 DEF FN PK(X) = PEEK(X) + 256 * PEEK(X + 1)
9 VTAB 22: CRTC 10000
10 PRINT TAB(10);"SHAPE CRTAB"
30 PRINT TAB(5);"BY J. FIGUERAS, ROCHESTER N.Y."
60 IF NAMES = "" THEN PRINT "NEED TO INIT CR LOAD FIRST": CRTC 10000
120 REM GET MAX NO. OF SHAPES (SPEC'D AT INT)
130 MAX = (FN PK(ASVE + 2) - 2) / 2
150 REM GET NO. SHAPES IN TABLE
160 N = PEEK(ASVE):FLAG = 1
170 REM GET FILE LENGTH
180 INDEX = PEEK(ASVE + 2 * N + 2) + 256 * PEEK(ASVE + 2 * N + 3)
190 REM COMPUTE ADDRESS OF NEXT FREE BYTE
200 ADDR = ASVE + INDEX
220 IF MAX > N THEN 260
230 PRINT "SHAPE TABLE FULL."
240 GOTO 10000
250 REM SETUP INTERNAL POINTERS TO TABLE
260 POKE 232,ASVE - 256 * INT(ASV / 256): POKE 233, INT(ASVE / 256)
270 REM UPDATE SHAPE CTR
280 N = N + 1: POKE ASVE,N
290 REM DISPLAY PLOTTING GRID. INIT CTR, CYCLE
300 HCOLOR=3: SCALE=1: RCT=C:CYCLE=0: IF HG = 1 THEN PRINT "ERASE
  SCREEN (Y OR N) ?": GOSUB 30000: IF AN$ = "Y" THEN HGR
310 IF HG = 0 THEN HGR:HG = 1
320 FOR X = 0 TO 150 STEP 3: HPLCT X,0 TO X,150: NEXT
330 FOR Y = 0 TO 150 STEP 3: HPLCT 0,Y TO 150,Y: NEXT
350 PRINT : PRINT : PRINT : PRINT "ENTER STARTING GRID COORDS."
370 PRINT "X ";; GOSUB 30000:X = 3 * AN - 2
380 PRINT "Y ";; GOSUB 30000:Y = 3 * AN - 2
390 DRAW 1 AT X,Y:XS = X:YS = Y
410 PRINT : PRINT : PRINT : PRINT
420 PRINT "MOVE PLCT CURSOR WITH KEYS": PRINT " I J K M P=PLCT Q=QU
  IT"

```

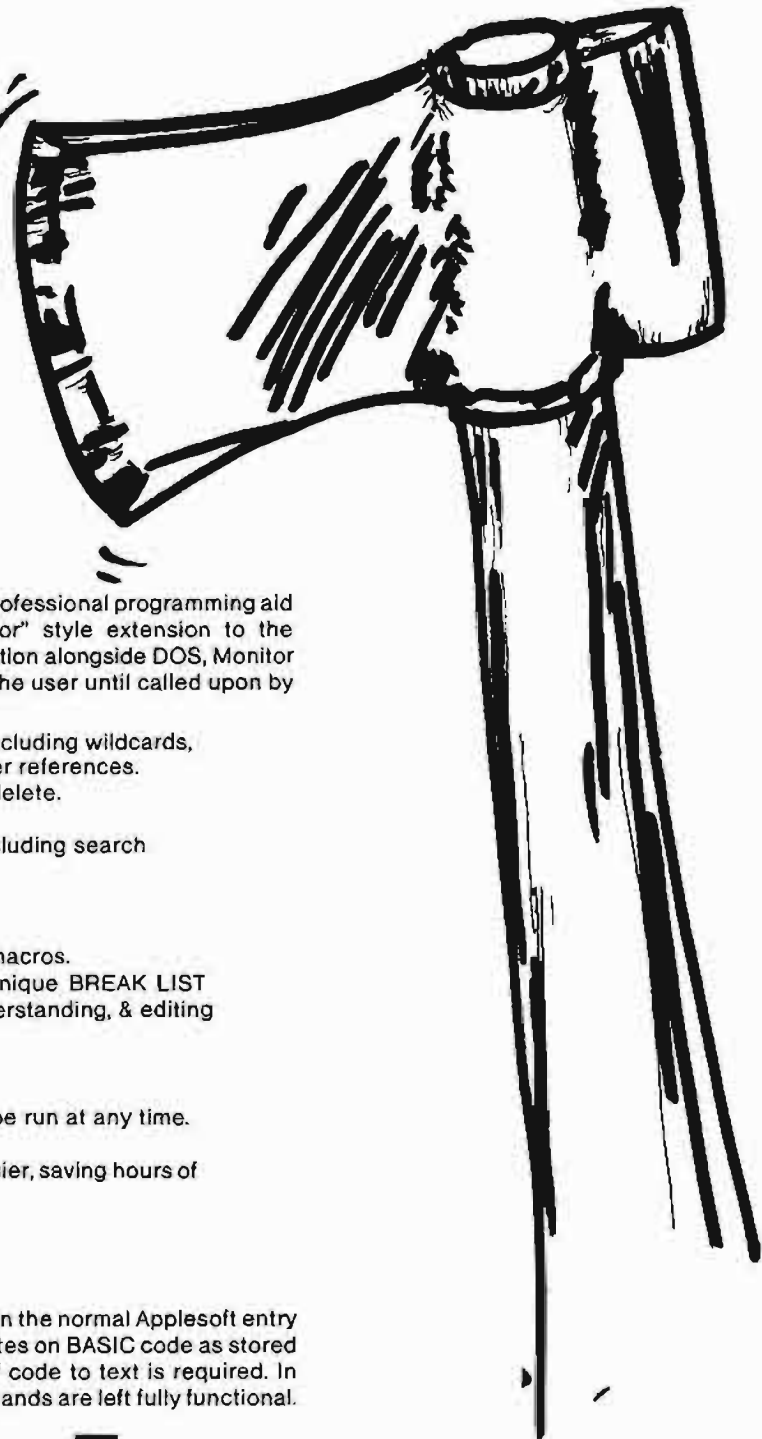
(Continued)

```

460 KEYS = "":KSVE$ = "": GCTC 570
470 REM FLAG RE-ENABLES CURSOR AFTER A PLCT DISABLE
480 IF FLAG = 1 THEN 520
490 REM ERASE PREVIOUS CURSOR
500 XDRAW 1 AT X1,Y1
510 RFM PLCT NEW CURSOR
520 X1 = X:Y1 = Y:FLAG = 0
530 XDRAW 1 AT X,Y
540 REM SAVE LAST TWO KEYSTOCKE. KIS IS NEEDED FOR EPASE ROUTINE
550 KIS = KSVE$:KSVE$ = KEYS
570 GET KEYS
580 REM GC TO SIEVE TO GET 3-BIT PLCT VECTOR FROM KEYS AND KSVE$
590 IF KEYS = "I" THEN SYMBCL = 0:Y = Y - 3: GCTC 760
610 IF KEYS = "K" THEN SYMBCL = 1:X = X + 3: GCTC 760
630 IF KEYS = "M" THEN SYMBCL = 2:Y = Y + 3: GCTC 760
650 IF KEYS = "J" THEN SYMBCL = 3:X = X - 3: GCTC 760
670 IF KEYS = "P" THEN FLAG = 1: GCSUB 1000: GCTC 530
690 IF KEYS = "C" THEN 1090
700 IF KEYS = CHR$(15) THEN 10000: REM CTRL/C
710 IF KEYS < > "E" THEN 570
720 HCOLCR= 0:FLAG = 0: GCSUB 1000
730 REM SET UP PRE-PLCT STATUS
740 KSVE$ = KIS: HCOLCR= 3: GCTC 500
750 REM ADJUST 3-BIT VECTOR FOR PLOT
760 IF KSVE$ = "P" THEN SYMBCL = SYMBCL + 4
780 CYCLE = CYCLE + 1
790 IF CYCLE = 1 THEN BYTE = SYMBCL: GCTC 480
810 IF CYCLE < > 2 THEN 900
820 BYTE = BYTE + 8 * SYMBCL: IF BYTE > 7 THEN 480: REM GUARD AGAINST EN
D OF SHAPE FLAG!
860 BYTE = BYTE + 8: PCKE ADDR, BYTE: ADDR = ADDR + 1
870 REM ENTER UP MOVE AND DUMMY LEFT MOVE IN NEW BYTE
880 BYTE = 24: CYCLF = 2: GCTC 480
890 REM IF 3RD 3-BIT IS A MOVE ONLY, FINISH BYTE. ELSE LOAD BYTE INTO
TABLE AND STORE 3-BIT VECTOR IN NEXT BYTE.
900 IF SYMBCL > 3 THEN 930
910 BYTE = BYTE + 64 * SYMBCL
930 PCKE ADDR, BYTE: ADDR = ADDR + 1
940 REM STORE 3-BIT VECTOR IN NEXT BYTE IF NEEDED.
950 IF SYMBCL = 0 OR SYMBCL > 3 THEN 580
960 REM PREPARE FOR NEXT BYTE. GET NEXT 3-BIT VECTOR
970 CYCLE = 0: GCTC 480
980 CYCLE = 1: BYTE = SYMBCL: GCTC 480
1000 REM
1010 REM
1020 FOR Y2 = Y - 1 TO Y + 1: HPLCT X - 1, Y2 TO X + 1, Y2: NEXT
1030 REM TURN OFF CURSOR IN PLOTTED SQUARE
1040 IF X = XS AND Y = YS THEN RETURN
1050 XDRAW 1 AT X, Y: RETURN
1060 REM PREPARE BYTE FOR GUIT
1070 REM CLOSE OUT BYTE FOR MOVE-ONLY
1080 IF KEYS < > "P" THEN 1150
1090 REM USE PLCT-THEN-UP VECTOR TO END
1100 IF CYCLF = 2 THEN PCKE ADDR, BYTE: ADDR = ADDR + 1
1120 IF CYCLF = 1 THEN BYTE = BYTE + 32: GCTC 1150
1140 BYTE = 4
1150 PCKE ADDR, BYTE: ADDR = ADDR + 1: AN = ADDR: GCSUB 3000
1160 REM ADD BECCRE MARK. DISPLAY NEW SHAPE
1170 PCKE ADDR, C: ADDR = ADDR + 1: XDRAW N AT 200, 25: SCALE= 3: XDRAW N AT
200, 100: SCALE= 1
1180 PRINT : PRINT "GAVE SHAPE (Y OR N) ": GCSUB 3000: KIS = AN$
1190 IF KIS = "Y" THEN 1220
1200 N = N - 1: GCTC 180
1210 REM GET INDEX FOR NEXT FREE BYTE
1220 N = N + 1: ADDR = ADDR - ASVE
1230 IF N < MAX THEN 1270
1240 PRINT : PRINT "TABLE FULL WITH THIS SHAPE "
1250 IF N > MAX THEN 1310
1260 REM STORE INDEX IN DIRECTORY
1270 PCKE ASVE + 2 * N, ADDR - 256 * INT (ADDR / 256): PCKE ASVE + 2 * N
+ 1, INT (ADDR / 256)
1290 PRINT : PRINT "DONE WITH CREATE (Y OR N) ": GCSUB 3000: KIS = AN$
1300 IF KIS = "N" THEN 160
1310 GCTC 1000
10000 HG = 0: PRINT : PRINT "CREATE, INIT, DEL, LOAD, L7, ADD, SAVE, FEV, NC.": PRINT
"OPTION (C, I, E, 1, 2, A, S, R, N)": GCSUB 3000: AL$ = "CID12ASRN": I = 1
10020 IF AN$ = MID$(AL$, 1, 1) OR I > IEN (AL$) THEN 10040
10030 I = I + 1: GCTC 10020
10040 CN 1 GCTC 10, 20000, 21000, 22000, 23000, 24000, 25000, 26000, 27000: PRINT
"PLEASE TYPE C, I, E, 1, 2, A, S, R OR N": GCTC 10000
20000 REM SHAPE TABLE INIT FROM MICRO 19:19 DEC 1979, J. FIGUERA, RCH
EST N.Y
20020 NAMES$ = " ": REM SEE LINE 60
20030 ADDR = ASVE
20040 PRINT "NO. SHAPES TO BE ALLOWED ": GCSUB 3000: N = AN
20060 FOR I = 0 TO 2 * N + 1: PCKE ADDR + I, C: NEXT
20080 REM CALC INDEX TO CURSOR

```

# Advanced X-tended Editor



The Advanced X-tended Editor (AXE) is a professional programming aid which provides the user with a "text-editor" style extension to the standard Applesoft\* operation system. Operation alongside DOS, Monitor and Applesoft, AXE remains transparent to the user until called upon by one of over **thirty** commands.

- Global search & replacement, including wildcards, selected changes, & line number references.
- Full character insert, gobble & delete.
- Full statement insert & delete
- Enhanced cursor movement including search ahead & position.
- Two packed list edit modes.
- Recall editing modes.
- User programmable keyboard macros.
- Four LIST formats, including unique BREAK LIST format for easier reading, understanding, & editing of code.
- Auto line-numbering.
- Lower case character entry.
- Resident BASIC program may be run at any time.
- Many more features.
- Develop programs quicker & easier, saving hours of programming cost.
- Requirements:  
Apple II/II+,\* Applesoft,  
DOS 3.3, 48K Ram

Commands are easy, logical, and operate in the normal Applesoft entry mode, or in AXE's editing modes. AXE operates on BASIC code as stored in memory by Applesoft. No conversions of code to text is required. In addition, all Apple II DOS and Monitor commands are left fully functional.

## Advanced X-tended Editor

Available at your local dealer  
An invaluable tool at only \$69.95

\*Apple II/II+, and Applesoft  
are registered trademarks  
of Apple Computer, Inc.



## Versa Computing, Inc.

3541 Old Conejo Road, Suite 104  
Newbury Park, CA. 91320 (805)498-1956

```

20090 N = 2 * N + 2
20100 REM PUT CURSOR INTO DIRECTORY
20110 PCKE ADDR + 2, N - 256 * INT (N / 256); PCKE ADDR + 3, INT (N / 256)
20120 REM CALC INITIAL ADDR TO CURSOR
20140 INIT = ADDR + N; KSETCOR
20150 REM ENTER CURSOR SHAPE VECTOR
20160 DATA 62,26,45,54,04,00
20170 FCR I = 0 TO 5: READ A: PCKE INIT + I, A: NEXT
20190 REM GET INDEX TO NEXT SHAPE
20200 N = N + 6: PCKE ADDR + 4, N - 256 * INT (N / 256); PCKE ADDR + 5, INT
(N / 256)
20250 PCKE ADDR, 1: REM UPDATE SHAPE CTP
20270 GOTO 10000
21000 REM DELETE A SHAPE FROM TABLE #1
21010 N = PEEK (ASVE); PRINT "SHAPE NUMBER TO DELETE?"; GOSUB 30000; SH =
AN: HGR: HCCLOR= 3: SCALE= 1: RCT= 0: PCKE 232, ASVE - 256 * INT (A
SVE / 256); PCKE 233, INT (ASVE / 256); IF SH > N THEN PRINT "HIGHE
ST SHAPE # IS "; N: GOTO 21010
21015 DRAW SH AT 80,80: SCALE= 2: DRAW SH AT 190,80: SCALE= 1
21020 PRINT "IS THAT THE SHAPE TO BE DELETED (Y OR N) ?"; GOSUB 30000; K
IS = AN$: IF (KIS < > "Y") AND (KIS < > "N") THEN 21020
21030 IF KIS = "N" THEN 21010
21040 LS = FN PK(ASVE + 2 * SH): LN = FN PK(ASVE + 2 * SH + 2): MAX = ( FN
PK(ASVE + 2) - 2) / 2
21045 IF MAX > N + 1 THEN MAX = N + 1
21050 SIZE = LN - LS: FCR I = ASVE + 2 * SH TO ASVE + 2 * MAX - 2 STEP 2:
X = FN PK(I + 2) - SIZE: PCKE I, X - 256 * INT (X / 256); PCKE I +
1, INT (X / 256); NEXT: PCKE ASVE + 2 * MAX, C: PCKE ASVE + 5 * MAX +
1, C: REM ADJUST SHAPE DIRECTORY
21060 REM FCR I = ASVE + LN TO ASVE+BE-1: PCKE I - SIZE, PEEK (I):
NEXT: REM MOVE SHAPES--THIS WORKS BUT IS AWFULLY SLOW.
21065 FRGM = ASVE + LN: DEST = ASVE + LS: FINIS = ASVE + BE - 1: GOSUB 4000
0: REM USE MACHINE MOVE SUBROUTINE
21070 PCKE ASVE, N - 1: GOTO 10000
22000 REM SHAPE TABLE #1 LOAD
22010 PRINT "SHAPE TABLE NAME "; GOSUB 30000: NAME$ = AN$: PRINT D$; "EL
CAD"; NAME$: ", A"; ASVE: GOTO 10000
23000 REM SHAPE TABLE #2 LOAD
23010 PRINT "SHAPE TABLE NAME "; GOSUB 30000: N2$ = AN$: PRINT D$; "ELCA
D"; N2$: ", A"; A2: GOTO 10000
24000 REM ADD SHAPE FROM TABLE? TO TABLE1
24010 IF NAME$ = "" THEN PRINT "NO TABLE #1. INIT OR LOAD FIRST": GOTO
10000
24020 IF N2$ = "" THEN PRINT "NO TABLE #2. USE OPTION '2' TO LOAD IT":
GOTO 10000
24030 N2 = PEEK (A2): PRINT "SHAPE NUMBER TO ADD?"; GOSUB 30000: SH = AN
: HGR: HCCLOR= 3: SCALE= 1: RCT= 0: PCKE 232, A2 - 256 * INT (A2 /
256); PCKE 233, INT (A2 / 256); IF SH > N2 THEN PRINT "HIGHEST SHAP
E IN TABLE2 IS "; N2: GOTO 24030
24040 DRAW SH AT 80,80: SCALE= 2: DRAW SH AT 190,80: SCALE= 1
24050 PRINT "IS THAT THE RIGHT SHAPE (Y OR N) ?"; GOSUB 30000: KIS = AN$:
IF (KIS < > "Y") AND (KIS < > "N") THEN 24050
24060 IF KIS = "N" THEN 24030
24070 MAX = ( FN PK(ASVE + 2) - 2) / 2: N = PEEK (ASVE): IF N > = MAX THEN
PRINT "SHAPE TABLE1 FULL": GOTO 10000
24100 LS = FN PK(A2 + 2 * SH): LAST = ASVE + (2 * N) + 2: LN = FN PK(LAST
): FINIS = A2 + FN PK(A2 + 2 * SH + 2) - 1
24120 FROM = A2 + LS: DEST = ASVE + LN: GOSUB 40000: REM USE MACHINE MOVE
FOR SHAPE
24140 SIZE = FINIS - FROM + 1: TM = LN + SIZE: PCKE ASVE, N + 1: AN = TM + A
SVE: GOSUB 31000: IF N + 1 < > MAX THEN PCKE LAST + 2, TM - 256 * INT
(TM / 256): PCKE LAST + 3, INT (TM / 256): REM FIX DIRECTORY
24160 GOTO 10000
25000 REM SAVE SHAPE TABLE #1
25005 IF NAME$ = "" THEN PRINT "NEED TO INIT OR LOAD FIRST": GOTO 10000
25010 PRINT "SHAPE TABLE NAME "; GOSUB 30000: NAME$ = AN$: N = PEEK (AS
VE): REM NC. SHAPES IN TABLE
25020 LAST = ASVE + 2 * N + 2: REM INDEX ENTRY FOR "NEXT" SHAPE
25030 ADDR = PEEK (LAST) + 256 * PEEK (LAST + 1): PRINT D$; "ESAVE"; NAME
$: ", A"; ASVE; ", L"; ADDR: GOTO 10000
26000 IF NAME$ = "" THEN PRINT "NEED INIT OR LOAD FIRST": GOTO 10000
26010 N = PEEK (ASVE): PCKE 232, ASVE - 256 * INT (ASVE / 256): PCKE 233
, INT (ASVE / 256): HGR: HCCLOR= 3: SCALE= 1: RCT= 0
26020 X = 25: Y = 25: I = 1
26030 DRAW I AT X, Y: X = X + 60: IF X > 254 THEN X = 25: Y = Y + 60: IF Y >
124 THEN Y = 25: IF I < > N THEN PRINT "HIT RETURN TO GO ON.": GOSUB
30000: HCR
26040 I = I + 1: IF I > N THEN 10000
26050 GOTO 26030
27000 REM "N" -- CHANGE MAX NC. SHAPES ALLOWED IN TABLE 1. DESTROY TA
BLE 2 BY USING IT AS TEMPORARY STORAGE.
27010 N = PEEK (ASVE): IF NAME$ = "" THEN PRINT "NEED TO INIT OR LOAD F
IRST.": GOTO 10000
27020 CLEMAX = ( FN PK(ASVE + 2) - 2) / 2: PRINT "NEW MAXIMUM NUMBER OF S
HAPES "; GOSUB 30000: NCWMAX = AN: IF N + 1 > NCWMAX THEN PRINT "T
ABLE ALREADY HAS "; N; " SHAPES.": GOTO 27020

```

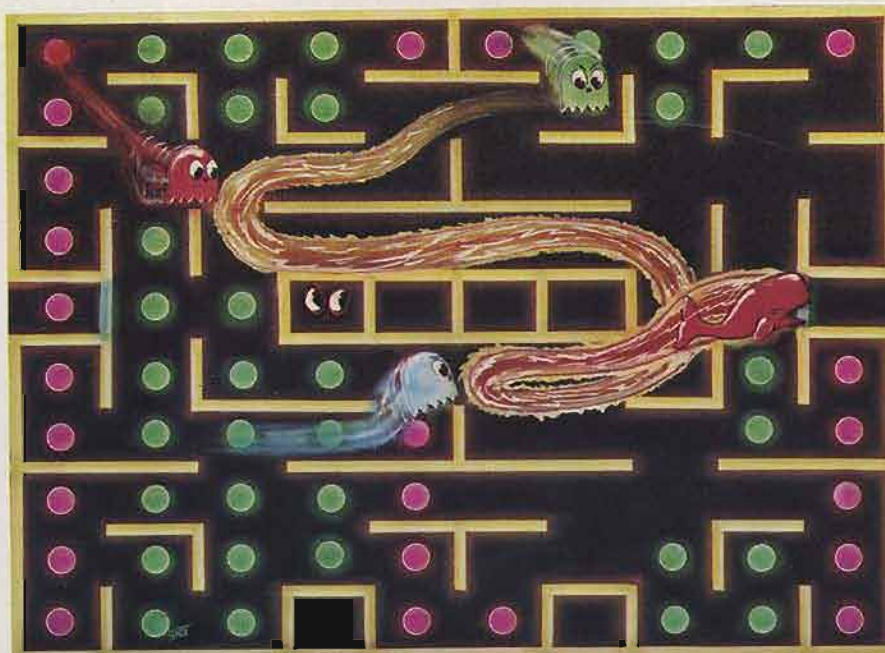
```

27030 FROM = ASVE:DEST = A2:FINIS = ASVE + BS - 1: GOSUB 48000:N2$ = "": REM
      CCPY TABLE1 TO TABLE2
27040 S1 = NCWMAX * 2 + 2:TM = FN PK(A2 + 2) - S1: REM S1 IS INDEX ENTR
      Y FCR NEW CURSOR. TM=(INDEX OF CLD)-(INDEX OF NEW)
27050 FCR I = 1 TO N + 1:P2 = FN PK(A2 + I * 2):NP = P2 - TM: PCKE ASVE
      + I * 2,NP - 256 * INT (NP / 256): PCKE ASVE + I * 2 + 1, INT (NP /
      256): NEXT : REM CREATE THE NEW INDEX FCR TABLE 1, CORRECTING THE CL
      D ENTRY (P2) BY THE OFFSET (TM).
27060 IF N + 1 < NCWMAX THEN FCR I = N + 2 TO NCWMAX: PCKE ASVE + I * 2
      ,0: PCKE ASVE + I * 2 + 1,C: NEXT : REM FILL IN EMPTY INDEX SLOTS WI
      TH ZERCS
27070 FROM = A2 + FN PK(A2 + 2):DEST = ASVE + FN PK(ASVE + 2):FINIS = A
      2 + BS - TM: GOSUB 48000: REM MOVE SHAPE DEFINITIONS
27080 IF N < > OLDMAX THEN 10000: REM INDEX IS OK.
27090 ADDR = ASVE + N * 2:P2 = ASVE + FN PK(ADDR): REM ADDR IS THE LAST
      INDEX ENTRY; IT IS OK BUT THE NEXT ONE IS WRONG. IT SHOULD POINT T
      C WHERE THE NEXT SHAPE BEGINS BUT SINCE THE TABLE WAS FULL IT IS (TH
      E FIRST 2 BYTES OF SHAPE1) -TM
27091 REM SHAPE1 IS OK, IT WAS COPIED INTO THE TABLE SOMEWHERE ELSE.
27100 IF PEEK (P2) < > 0 THEN P2 = P2 + 1: GOTO 27100: REM FIND THE EN
      D OF THE LAST SHAPE
27110 P2 = P2 + 1 - ASVE: PCKE ADDR + 2,P2 - 256 * INT (P2 / 256): PCKE
      ADDR + 3, INT (P2 / 256)
27120 GOTO 10000
30000 INPUT AN$:AN = VAL (AN$): IF ( LEFT$( AN$,1) = CHR$( 15) ) OR ( RIGHT$
      (AN$,1) = CHR$( 15) ) THEN 10000: REM CTRL/C RETURNS TO LINE 10000
30010 RETURN
31000 IF AN > = ASVE + BS THEN PRINT "2K BUFFER HAS BEEN EXCEEDED. DO
      NCT": PRINT "USE TABLE 2 UNTIL YOU SAVE TABLE 1.":N2$ = ""
31010 RETURN
39000 FCR I = 0 TO C + 50 STEP 10: PRINT "A=";I;" "; FCR J = 0 TO 9: PRINT
      PEEK (I + J);" "; NEXT : PRINT : NEXT
39010 RETURN
48000 PCKE 60, FROM - 256 * INT (FROM / 256): PCKE 61, INT (FROM / 256):
      PCKE 66, DEST - 256 * INT (DEST / 256): PCKE 67, INT (DEST / 256)
48010 PCKE 62, FINIS - 256 * INT (FINIS / 256): PCKE 63, INT (FINIS / 25
      6): REM NCW PARAMETERS FOR MOVE ROUTINE ALL SET EXCEPT "Y" HARDWAR
      E REGISTER
48020 PCKE 768,152: PCKE 769,72: PCKE 770,160: PCKE 771,0: PCKE 772,32: PCKE
      773,44: PCKE 774,254: PCKE 775,104: PCKE 776,168: PCKE 777,96: REM
      TYA:PHA:LDY#0:JSR FE2C:PLA:TAY:RTS -- SAVE Y, ZERO IT, CALL MOVE, RE
      STORE Y, RETURN
48030 CALL 768: RETURN
63999 D$ = CHR$( 4): PRINT D$;"OPEN LISTING": PRINT D$;"WRITE LISTING": PCKE
      33,30: LIST : PRINT D$;"CLGSE LISTING": TEXT : REM LIST THIS PROGRA
      M ONTO DISK WITH "RUN 63999"

```

ACRO

# SNACK ATTACK



Try one game and you're caught in its irresistible web of fun. More habit forming than peanuts. More fun than gorging on hot fudge sundaes. More exciting than anything like it.

SNACK ATTACK won't just a-maze you, it'll 3-maze you! Win the first level, and up pops a new, faster version, with a more intricate maze. And for more challenge there are doors you can enter and **they** can't. Doors they can dash thru and **you** can't.

SNACK ATTACK... by Dan Illowsky, the game that defies anyone to stop after just one game!

\$29.95, for Apple II\*  
At computer stores, or from:

**DATAMOST**  
19273 Kenya St.  
Northridge, CA 91326  
(213) 366-7160

# "THIEF"

"The damn things nearly killed me."



It seemed like a cinch assignment. At least for the galaxy's master thief.

Just sneak inside the Star-Complex Base, dodge a few guardian robots and grab the formula. A piece of cake.

Oh yeah! They didn't say the robots went berserk at the sight of a human. They didn't say I'd have to laser my way through 7 levels. Or, that rampaging robots would keep coming and coming.

And most of all, they didn't bother to say there's some weird blob, an unearthly something that tracks you right thru the damn walls.

I made it to the 7th level. I found the formula. But, more robots are massing out there. And I'm wounded. My energy charge is low.

You. Yes, you. How good a Thief are you? Prove yourself. Come get me. Come save me.

**\$29.95** for Apple II\*. At computer stores, or from DATAMOST.

VISA/MASTERCHARGE accepted. \$1.00 shipping/handling charge. (CA residents add 6% tax)

\*Apple II is a trademark of Apple Computer, Inc.

**DATAMOST**

19273 Kenya St., Northridge, CA 91326, (213) 366-7160



Jim Capparell  
297 Missouri St.  
San Francisco, California 94107

This month we will look at the DOS II file structure and the floppy disk system. We shall investigate what the I FORMAT option of the DOS II menu does and look at the physical characteristics of a mini-floppy.

Included are two programs which print out the directory files of a disk. Program 1 is written in BASIC and provides the ability to list the disk directory without having to access the DOS menu first. Program 2 also lists a disk's directory, and its distinction is the use of the FORTH language. (This FORTH is from Quality Software.)

A floppy disk is nothing but flexible mylar coated with a substance that will hold a magnetic charge. The floppy itself is protected by an envelope whose interior is designed to clean the disk surface as it spins. A slot is cut in the envelope allowing the read/write head access to the magnetic surface. The other two noticeable physical characteristics of the disk envelope are the write protect notch on the left edge and the index hole near the hub.

When the write protect notch is covered, the disk hardware is prevented from writing data to disk, affording some protection from inadvertent erasure. The index hole is used by the hardware to find the start of the first sector on a track (not used by Atari).

The format of Atari disks is known as soft sectored. Software provides the sector marks rather than the index holes. This formatting is performed whenever the I option of the DOS II menu is selected. At format time the disk surface is divided into 18 pie-shaped wedges. The beginning of every wedge has a preamble or header written which identifies the particular sector by number. This header is followed by the actual data, which is then followed by a gap.

### Program 1

```
10 REM ***          ***
20 REM USE THIS PROGRAM TO RETRIEVE A DIRECTORY LISTING
25 REM WITHOUT EXITING TO DOS MENU
30 REM INCLUDE AS A SUBROUTINE AT START OF EVERY EDITING SESSION
100 GOSUB 30010
120 STOP
30010 DIM FILENAME$(48)
30020 OPEN #1,6,0,"D:\*.*":REM OPEN DIRECTORY FILE
30030 TRAP 30100
30040 INPUT #1,FILENAME$
30050 ? FILENAME$
30060 GOTD 30040
30100 CLOSE #1
30110 RETURN
```

### Program 2

```
SCR # 101
0 ( TYPE LST TO LIST FILENAMES )
1 : SPC SPACES ;
2 : DIR ( DIR ENTRY - POS BUFADR)
3 1 - 8 /MOD 301 + BLOCK ;
4 : HEAD CR ," TOTAL" 2 SPC
5 ," START" 2 SPC ," FILENAME"
6 CR ," SECT" 3 SPC ." SECT" 3
7 SPC CR CR ;
8
9 : DIRNAM ( ADR - ..) DUP 16 +
10 SWAP 5 + DO I C@ EMIT LOOP ;
11 : GETLST DIR SWAP DROP HEAD DUP
12 128 + SWAP DO I 1 + @ . 4 SPC
13 I 3 + @ . 4 SPC I DIRNAM CR
14 16 + LOOP ;
15 : LST 64 I DO I GETLST 8 + LOOP ;
```

### Table 1

810 disk drive  
18 sectors/track  
40 tracks/disk  
720 sectors/disk (40 \* 18)  
128 bytes/sector  
92160 bytes/disk surface \*

\* This is nominal total. When using DOS II files it must be reduced by 13 sectors used in DOS file structure (see table 2) and by an additional three bytes for each of remaining 707 sectors (file number, forward pointer, byte count).

13 \* 128 = 1664  
3 \* 707 = 2121  
Total = 3785

Total capacity when using DOS II format is 92160 - 3785 = 88375 bytes/disk.

### Table 2

DOS II sector allocation  
3 sectors used for boot  
1 sector used for VTOC  
8 sectors used for file directory  
1 sector unused due to numbering discrepancy between FMS and disk controller  
13 sectors total

In addition to the sector division, each disk is also arranged in 40 concentric circles known as tracks. It is upon these tracks that data is recorded within a sector. As noted, every track is divided into 18 sectors. Refer to table 1 and table 2 for further information.

The formatting process (1) lays out sector arrangement by number on 40 tracks; (2) writes Atari DOS file structure on disk; (3) initializes every sector of disk to zero.

The Atari DOS expects certain information at specific sector positions on the disk surface. It is this information which allows the File Management System to recover a file by name. The sectoring is performed by a ROM in the disk drive upon command from the File Management System (FMS). This sectoring arrangement is a rather arbitrary decision. The hardware doesn't care where the sectors are put on the disk, as long as 18 exist on each track, and each sector has its preamble or header, identifying itself by number.

(Continued on page 81)

# FOCUS ON THE 6809 MICRO WORTH SWITCHING FOR

## FOCUS ... ON ITS SUPERIOR HARDWARE

- 6809E Microprocessor provides 8-bit economy with 16-bit capabilities, position independent code and many advanced features
- Commercial quality Keyboard with full UPPER/lower case ASCII, numeric keypad and cursor control keys
- Two double sided, double density mini diskettes with 640K bytes of IBM compatible storage
- Full Video with programmable screen formats, bit mapped graphics, user definable character sets, reverse video and hardware scrolling, plus a light pen interface
- Full Communications support for RS-232 at 50 to 19.2K baud with programmable data formats
- Built-in I/O Drivers include 6 parallel I/O ports, 3 serial I/O ports, 6 timers/counters, 20 mA current loop, and a programmable cassette interface

## FOCUS ... ON ITS EXTRAORDINARY SOFTWARE

- Choice of two 'Universal' 6809 Disk Operating Systems supported by many companies: FLEX™ or OS-9™
- Extended Floating Point Disk BASIC Interpreted and Compiled
- Text Editor and Macro Assembler
- Full feature MicroMon debugging monitor
- Built-In Word Processor


## FOCUS ... ON ITS VERSATILE EXPANDABILITY

- IEEE-488 Bus Controller option for instrumentation
- Supports multiple 8" diskette drives
- PASCAL, FORTH and other high level programming languages are available
- Complete Application Packages are available from many software sources
- Add-on Hardware includes: Date/Time, Opto-Isolators, Stepper-Motor Controller, A/D and D/A, RAM and EPROM Memory, and others from several manufacturers

## FOCUS ... ON YOUR APPLICATION REQUIREMENTS

- FOCUS provides a completely integrated system of hardware and software, so that you can concentrate on your application requirements

THIS IS  
FOCUS™



\$3495<sup>00</sup>

VERY COMPLETE

THE  
COMPUTERIST®

34 Chelmsford Street  
Chelmsford, MA 01824  
Phone: 617/256-3649 Telex: 955318 INTL DIV

\* Licensing arrangement for FLEX and OS-9 pending. Please contact The COMPUTERIST, Inc. for further details.

(Continued from page 79)

Drives purchased prior to fall 1981 wrote the sectors sequentially (i.e., 1, 2, 3, 4...). This method wastes time. For example, suppose sector 1 were to be read and then a small amount of processing were done prior to sector 2 being read. By the time the CPU were ready, sector 2 would have rotated past the read/write head, forcing the system to wait another revolution to read it. This is easily corrected by ordering or interleaving the sectors differently. This, in fact, is what the new drives do, and as a result save about 30% on file load time. Those of us with the old drives probably will be able to purchase the new ROMs as a retrofit by the time you read this.

When the formatting process is complete, 719 sectors have been initialized and allocated as follows:

Sector 1 - 3 boot record

Sector 4 - 359 user data

Sector 360  
Volume Table of Contents (VTOC)

Sector 361 - 368 file directory

Sector 369 - 719 user data

Sector 360, the VTOC byte allocation is as follows:

Byte 0  
directory type set to 0

Byte 1 - 2  
maximum sector number  
(low, high byte)

Byte 3 - 4  
number of sectors available  
(low, high byte)

Byte 5 - 9  
unused

Byte 10 - 99  
bit map, one bit per sector, bit set  
when sector in use

7							0
	1	2	3	5	6	7	

Byte 10 of VTOC

8	9	10	
---	---	----	--

Byte 11 of VTOC

Sectors 361 through 368 are reserved for the file directory. Each directory entry is 16 bytes long, and allocated as follows:

Byte 0  
flag byte \$40 = in use, \$60 = file locked, \$80 = file deleted

Byte 1 - 2  
total sectors in file (low, high byte)

Byte 3 - 4  
starting sector of file (low, high byte)

Byte 5 - 12  
file name (eight characters)

Byte 13 - 15  
file name extension (three characters)

The last important piece of information is the layout of a sector in a user file.

Byte 0 - 124  
user data/program

Byte 125  
bits 2 - 7 file #  
bits 0 - 1 are high bits of next byte

Byte 126  
forward pointer (10 bits including bits 0 and 1 from byte 125)

Byte 127  
bits 0 - 7 byte count used in sector

The file number is used to verify file integrity and contains the value of the directory position of that file. The forward pointer contains the disk sector number's 10-bit value of the next sector in the file. The pointer is equal to zero in the last sector of the file, and the byte count is the number of data bytes in the sector.

We'll continue our discussion of DOS II file structure and the floppy disk system again next month.

MICRO

# EXTRAORDINARY INTRODUCTORY OFFER

FOR NEW SUBSCRIBERS

Alphabetical Index
Key Word Finder
Bulletin Boards
Users, User Groups & Associations

**Contents**

1981

1 Introduction

2 How to use & participate

3 Letters

4 White Pages (who's who)

5 Yellow Pages (where's who)

**White Pages**

CALIF

**Yellow Pages**

FOR JUST \$10.00 YOU GET

1) a Free copy of current issue

2) a One Year Subscription!

3) a Free 25 word White Page Listing!

4) \$5.00 Credit on a Yellow Page Listing!

5) \$10.00 Credit towards any size Display Ad!

Total Value = \$28.50

Save \$18.50 and Join the Information Revolution. **Subscribe Now!**

VISA   
  MASTER CHARGE   
  AMERICAN EXP.

ACCOUNT NO.    EXPIRES    SIGNATURE    CITY    STATE    ZIP

ENCLOSED \$     Display ad rates     Store order form

**the Computerist's Directory**

PO BOX 405  
FORESTVILLE, CA 95436  
(707) 887-1857

Let your fingers do the talking

**What is the Computerist's Directory?**

It is a national "paper data base" in phone book format dedicated to all computer users including professionals, business people, hobbyists and prospective buyers. It is published twice annually in January and July with quarterly updates planned for April '82.

## "Using Atari's Countdown Timer" (Continued from page 40)

When CDTM1 decrements to zero, the subroutine pointed to by CDTM1 will be indirectly executed. If this subroutine is short in nature, its action will not appreciably slow down the currently executing program. If the countdown timer service routine also resets the countdown timer, then the user may implement their own background routines — all executing independently of the current "foreground" BASIC program. Thus the Atari Computer System may be set up to periodically execute an assembly language subroutine.

A potential problem exists in initiating a countdown timer with a value greater than 255 (one byte). Since 16-bit quantities cannot be manipulated by the 6502 processor directly, a VBLANK interrupt could occur while one timer byte is initialized and the other byte is not yet set. (If the initialization is done by BASIC POKEs, the chance is greater since BASIC is slower than machine language.) The programs in this article avoid this problem by limiting the countdown value to one byte, 255 or less. Other special cases are possible. Page 106 of the *Operating System User's Manual* outlines some general techniques to handle this problem.

To demonstrate the capability of CDTM1, listings 3 and 4 show a program that uses a background routine to change the basic voice #0. The timer completion routine uses the random number generator in the Atari operating system to select the next note frequency and timer value. An interesting point is that the countdown timers are controlled by the operating system, not the BASIC language cartridge. Because of this, the background timer processing continues after pressing the BREAK key. A system RESET is required to stop the timer processing.

With a few interfaces to the built-in joystick 6520 PIA ports and paddle inputs, background monitoring functions could be performed while a foreground BASIC program provides the man/machine interface, analyzes the data collected in the background, controls output interfaces based on the background monitoring, ...

**MICRO**

# MICRObits

## Extended SYM-BASIC

Adds 30 commands, requires 16K, \$85 US/\$95 Can., object on cassette, manual, and source listing. SYM-FORTH 1.0: fig-FORTH for 16K SYM-1. Editor, assembler, cassette interface \$135 US/\$155 Can., object on cassette, manual and source listing.

Saturn Software Limited  
8246 116A St.  
Delta, B.C., V4C 5Y9  
Canada

## TRS-80 Color Computer Game

Play "Brickaway" on any configuration of the Color Computer. A high-speed arcade game in 6809 machine language with realistic sound and brilliant colors. Only \$7.00 postpaid. Requires joysticks, sold on cassette.

Britt Monk, CDP  
P.O. Box 802  
Elyria, OH 44036

## 6800/6809 Software

Includes compatible single-user, multi-user and network-operating systems, compilers, accounting and word processing packages. Free catalog.

Software Dynamics  
2111 W. Crescent, Sta. G  
Anaheim, CA 92801

## Computer Hardware Cases

Protect your hardware from hard knocks. FIBERBILT stocks an extensive line of storage, carrying, and shipping cases for virtually every piece of hardware on the market. Call or write for details. Sales rep. inquiries invited.

FIBERBILT  
601 West 26th Street  
New York, NY 10001  
(212) 675-5820

## Apple-6809 Cross Assembler

Turn your S-C Assembler Version 4.0 into a cross-assembler for 6809 programs. Interfaces to Stellation MILL. Disk includes both source and object code for the self-installing conversion patches, sample 6809 program, instructions. Only \$20.00 from:

S-C Software Corporation  
P.O. Box 280300  
Dallas, TX 75228  
(214) 324-2050

## Small Computer Program Index

Bi-monthly index to published computer programs. Over 2000 programs included in the first year. All subjects: education, games, business, mathematics, graphics, science, engineering, text handling and utilities. Subscription \$35 per year. Further information from:

ALLM Books  
21 Becchcroft Road  
Bushey, Herts WD2 2JU  
England

## Accounting Software by SBSCS

For the Apple II. General Ledger, Farm Ledger, Crop Ledger, Livestock Ledger, Accounts Receivable. Efficient, easy to use. Detailed documentation (credited towards purchase). FREE updates. Write for more information!

Small Business Computer Systems  
4140 Greenwood  
Lincoln, NE 68504  
(402) 467-1878

## PROM Programming Service

OSI users, put your Extended Monitor or other utilities in PROM. Your PROM [2708/2716/2732] erased and programmed for \$5 each, if your program is on cassette (KC 300b). Blank PROMS available. Write for details.

Alpha III Electronics  
285 N. Main Street  
Crystal Lake, IL 60014

## HTS Timestack KIM/AIM/OSI Products

Timestack Operating Systems implements programmable time-based controller. Software manual — \$20. User manual — \$5. Real-time clock hardware/software/interface manual — \$10. General Expansion Board adds 8K of RAM, EPROM, and PORTS. Construction manual — \$10. Specify system. Information — \$1.

Hunter Technical Services  
P.O. Box 359  
Elm Grove, WI 53122

## 1981 Tax Programs — PET/CBM

1 — Federal 1040, 1040A, Sched. A, B, D, G. 2 — Federal/CA State and Sched. A & B. 3 — Schedules C, D, G, 2210, 2441, 5695. More. \$150.00 each.

Don Henderson  
9330 Bolsa Ave., Dept. M  
Westminster, CA 92683

## Librarian/Contour Mapping

Filing and keyword retrieval system for books, articles, excerpts, etc. Produces automatic bibliographies. Initial data base included. \$69.95. Contour Mapping - high quality contouring system for printer, plotter or CRT. Data and grid transformations, trend surfaces, residuals. Data manager. Geological and geographical software for Apple and other systems.

Geosystems, Inc.  
802 E. Grand River  
Williamston, MI 48895  
(517) 655-3726

## OSI Software

*Universe* (plays like *Scramble* and *Cobra Copter*) is a super smooth machine code arcade game played by keyboard or joystick. \$14.95. *Edit All* includes a full screen editor, scroll window output, full cursor control and more. \$19.95. For C1P, C2-4 computers.

DMP Systems  
319 Hampton Blvd.  
Rochelle, NY 14612

**MICRO**

# A FORTHword

## What is FORTH?

Most people have, at least, heard of FORTH. And most probably know that it uses Reverse Polish Notation and is a stack-oriented language. Many have heard that it is a "threaded" language, although some probably don't know what that means. It is a most peculiar language, but it is also one of the most powerful and the most flexible languages available.

Unlike Pascal and many other computer languages, FORTH was designed from the ground up by Charles H. Moore. Instead of starting with a grand scheme for the language, about ten years ago he started with the most basic aspects of the language, and gradually added features until it became the very powerful language it is today.

Moore arrived at the name because it was considered a fourth generation language. The system being used, however, could only take 5-letter names!

The basic element of FORTH is the "word." Even colons, commas, and semicolons are considered words. If it isn't a number, it must be a word! Writing a FORTH program is simply a matter of defining words, starting with the simplest and increasing in complexity, until the main program can be written in just a few lines with predefined words. As each word is encountered in the program, it is looked up in the dictionary and its definition executed. Every FORTH implementation starts out with a vocabulary of the most essential words. The programmer uses these to define his own. Frequently-used words may be permanently added to form a customized FORTH to suit particular needs. Even the standard words may be redefined, but only the most recent definition is used. It is even possible to define whole classes of words using the powerful `> BUILDS... DOES >` structure.

If you start at the highest level of operation of a program, you can trace the flow of control to the definitions of the words used, and from there to successively lower levels of definitions. Eventually the flow can be traced to words defined in the machine language of the host processor. These threads of control from the highest to the lowest level result in the term "threaded" being applied to FORTH.

There are actually two stacks: the main stack and the return stack. The main stack is used for nearly everything. As with a deck of playing cards, numbers or addresses may be added to the top of the stack or removed as needed. If you put three things on the stack, you can be sure you'll get those three items back, only in reverse order. Most operations act on the top two entries, removing them and replacing them with the result.

Reverse Polish Notation (RPN or Post-fix notation) is the method used to code FORTH programs. It makes use of the stack much more convenient and eliminates the need for parentheses. To add two numbers using the normal arithmetic notation you would enter: `5 + 3 = .` In RPN, you would enter: `5 3 + .` A more complicated expression, `(7 + 5)*(3 - 1)`, would appear as `7 5 + 3 1 - *` in RPN.

FORTH certainly qualifies as a "structured" language, in that the flow of control is usually very clear. There is no GOTO statement, and line numbers are used only by the editor to create a source program. Words in FORTH are actually procedures and functions in disguise. A number of powerful control structures are supported by FORTH, including `DO...LOOP`, `IF...ELSE...THEN`, and `BEGIN...WHILE...REPEAT`. Variables are used sparingly because the stack serves most storage needs.

*Extensibility* is another word frequently applied to FORTH, and FORTH literature is heavy with articles on various FORTH extension packages. If a word you need isn't in the vocabulary, all you need do is define it, and it is handled with equal priority. String handling is not a part of either `fig-FORTH` or `FORTH-79`. That is left to the user, since it is a pretty easy matter, and there are so many different ways to implement string functions. Floating point numbers are not supported in either standard, but again, words can be added for these functions.

*Virtual memory* is a feature of FORTH that receives little attention. A full implementation of FORTH involves one or more disk drives. The disks are formatted in 1024-byte blocks. These blocks are called screens because each block holds enough for 15 lines of 64 characters. These are handled through buffers, and if changes are made in a screen, the copy on the disk

is automatically updated. It is also possible to write programs that occupy many screens (more than the actual memory of the computer) without any special provisions.

## Advantages and Disadvantages

The advantages of FORTH are many. The FORTH system occupies little space in the computer, and it can be stripped down even further for particularly small systems or for dedicated applications. Programs can be very tightly coded so that they occupy little space, and the speed is invariably faster than the comparable BASIC programs. Most definitions can be tried out interactively before they are actually included in a program. With the built-in assembler, time-critical portions of the program can be written without switching to another assembler program. And finally, FORTH is one of the most portable languages available. This is due both to the structure of the language and to the willingness of all to set and adhere to standards.

There are also a few disadvantages. It takes quite a while to get used to RPN and stack manipulation, and FORTH code can be very difficult to read. Generally this is overcome by using very short word definitions and by using comments liberally. The disk has no directory — everything is accessible by screen number only — so it may take some effort to find a particular definition.

## In this Issue

If you know nothing about FORTH, a good place to start is Nick Vrtis's "LIFE in FORTH and BASIC." The popular game of LIFE is presented so that the FORTH program can be compared directly to a BASIC program that follows the same flow. Mark Bernstein's "Stepper Motor Control" is an example of the "process-control" group of applications to which FORTH is particularly well-suited. The third article by Raymond Weisling demonstrates the extensibility of FORTH by adding a CASE statement, a FORTH decompiler, and Apple disk commands. We have listed in our "FORTH Resource List" (p. 108) only those companies which support 6502 and 6800 family implementations.

The best way to learn about FORTH, of course, is to use it, and with prices as low as \$20, there is little to stand in the way.

Loren Wright

MICRO

There's no  
Dr. Jekyll  
in Apple II\*  
programming...

Programming 6502 Assembly Language is no longer frightening or a monster problem. Because Randy Hyde has written the book that's easy to understand, easy to follow. It turns assembly language into the 'friendly language'. For anyone. For the average Apple II owner and the newest beginner.

Let Mr. Hyde get you started immediately, with string and math operations. See how to convert BASIC programs so they run up to 100 times faster! Discover Sweet-16, the 'hidden' 16-bit pseudo computer inside your Apple. Enjoy using your Apple to the maximum by following the step-by-step, practical examples... which turn you into a programmer in the blink of a chapter.

thanks to Mr. Hyde



\$19.95 per easy-reading copy at computer stores everywhere, or from:

**DATAMOST**  
19273 Kenya St.  
Northridge, CA 91326  
(213) 366-7160

VISA/MASTERCARD accepted.  
\$1.00 shipping/handling charge.  
(California residents add 6% tax)

\*Apple II is a trademark of Apple Computer, Inc.

## WHY DO UNNECESSARY SURGERY ON YOUR APPLE?

**S**ooner or later, you're going to need a 16K memory-expansion for your Apple. When you do, we suggest you buy it on the card that doesn't require poking about on the motherboard — nor removing a RAM chip, installing a strap, etc.


**T**he Ramex 16 RAM Board just plugs in. It's simple, reliable, and does its own memory refresh, with no additional connections.

**R**un Pascal, Fortran, FP, INT and other alternate languages, 56K CPM with a Z80 Sofcard, increase usable memory for Visicalc by 16K. The possibilities are endless. Do it with the finest, closed-track engraved, epoxy sealed, 16K

board available — the Ramex 16. And do it without unnecessary surgery on your Apple.

**I**n spite of its quality, the Ramex 16 costs less than most other expansion boards — just \$139.95. And it comes with a *one year* limited warranty, instead of the usual 90 days.

**G**et the Ramex 16 from your local dealer, or order direct. Visa and Mastercard holders call toll-free, 1-800-835-2246.



**OMEGA MICROWARE, INC.**  
222 SO. RIVERSIDE PLAZA  
CHICAGO, IL 60606  
312-648-1944

Look, ma,  
no straps!

Apple and Applesoft are registered trademarks of Apple Computer, Inc. Pascal is a registered trademark of the Regents of the U. of C., San Diego. Visicalc is a registered trademark of Personal Software. CPM is a registered trademark of Digital Research, Inc. Z80 is a registered trademark of Zilog, Inc. Sofcard is a registered trademark of Microsoft.

# Using FORTH with the 6502

**Here are three applications designed to help the newcomer to FORTH better use the power and flexibility inherent in this revolutionary language. These applications extend the power of FORTH by adding a CASE structure, a decompiler, and disk commands to the language.**

---

Raymond Weisling  
Jalan Citropuran No. 23  
Surakarta, Jawa Tengah,  
Indonesia

---

Until recently, FORTH has been available only to a small number of users. But in the past year the interest in this unusual language has grown tremendously, perhaps now boasting more proponents than other languages like C, APL, etc. It has enjoyed this growth because it offers an excellent compromise between the typical trade-offs of speed, memory efficiency, flexibility, cross-system transportability, and terseness, which other languages only partly achieve at the expense of other elements.

But FORTH's real beauty lies in its extensibility, something no other common computer language offers. (Human languages are all expandable, changing to fit the needs of its users. Imagine a human language that did not permit new words to be added, its users forced to describe new concepts with a fixed vocabulary long outdated.)

The ability to add new operators or commands, or even subroutine-like structures, to a language makes it appealing to all of us, who at one time or another have faced the frustration of some stubborn aspect of a rigid language. Indeed, programming in FORTH is always a process of expanding the

language, as there is no real difference between the language itself and the "program."

This article describes several applications of FORTH using the Apple II and the Cap'n Software Version 1.7 FORTH. But since several other Apple II versions have been released by different vendors, and since FORTH boasts good transportability, the Apple II applications given could be easily implemented on other systems with little alteration. The applications shown here are for a CASE structure, an effective FORTH decompiler, and a partial implementation of Apple DOS. Readers who are unfamiliar with the basic principles of this language are directed to the bibliography given at the end of this article.

This article is aimed at those who already have FORTH running or who are seriously contemplating purchase (or even homebrewing — yes, it is possible) of FORTH. It offers useful tools to smooth the transition from other more conventional programming languages, and illustrates some of the powerful aspects of FORTH in a micro-computer environment.

## A Case Structure

One of the current deficiencies of FORTH is the lack of a CASE structure. I felt that a CASE structure would improve programming efficiency and produce source code closer to human thinking habits than an alternative sequence of IF THEN statements, which have certainly been liberally sprinkled over the BASIC fare. When the FORTH Interest Group (FIG) ran a CASE contest, I selected one of the published entries for my use. A CASE structure should be able to use a value to make an n-way branch in the program flow, like the ON ... GOTO of BASIC, but without the restriction of contiguous input values. Listings for SCR # 80 and 81 show my selection, which is used in defining the remaining applications.

This CASE structure allows any single value to cause execution of branches in a "tree" if the condition for that branch is true. A value is placed on the stack before the BEGIN-CASES word, and it is compared with a value (or two for RANGE-CASE) that is placed on the stack before the CASE word. This usually is a literal value, but it could be any word yielding a value.

If the condition is true, the words between the CASE and END-CASE are executed. If more than one condition is true, only the first one is executed. The ELSE-CASE form is a default execution if none of the preceding cases were true. By logically arranging the order of these statements we can generate almost any kind of conditional structure (see SCR # 82 for an example of this kind of use).

SCR # 80 shows the actual run-time words used in this CASE structure, written in 6502 assembler code for the FORTH resident assembler. The original reference also lists a FORTH equivalent for this machine-dependent code, but it is slower and consumes more memory. As my other uses require maximum speed, I opted for the machine-code run-time words. SCR # 81 shows the compile-time words associated with the CASE structure. These are really expansions to the FORTH compiler, as they compile the high-level words CASE, END-CASE, BEGIN-CASES, ELSE-CASE, and END-CASES into correctly structured references to the machine-code run-time words. Some compiler error checking is done to assure proper pairing of the CASE words.

Credit for this CASE structure must go to R.D. Perry and the FORTH Interest Group (FIG). For more details on this structure or other submitted CASE structures, see FORTH DIMENSIONS, Vol. II, Number 3 (Sept/Oct 1980).

```
SCR # 80
( CASE STRUCTURE - PART 1      80A028110)
( CASE 6502-CODE RUN-TIME WORDS)
HEX
```

```
CODE N=BRANCH INX, INX, FE ,X LDA,
BOT CMP, 0=
IF, FF ,X LDA, BOT 1+ CMP, 0=
IF, INX, INX, ' OBRANCH B + JMP,
THEN,
THEN, ' BRANCH JMP,
END-CODE

CODE N RANGE=BRANCH INX, INX, INX, INX,
SEC, FC ,X LDA, BOT SBC, FD ,X LDA,
BOT 1+ SBC, 0< NOT
IF, SEC, BOT LDA, FE ,X SBC,
BOT 1+ LDA, FF ,X SBC, 0< NOT
IF, INX, INX, ' OBRANCH B + JMP,
THEN,
THEN, ' BRANCH JMP,
END-CODE
```

-->

**SCR # 80: CASE run-time words defined in 6502 assembly language for the FORTH resident assembler.**

```
SCR # 81
( CASE - PART 2                81A018110)
: BEGIN-CASES ?COMP 0 4 ; IMMEDIATE
```

```
: CASE ?COMP 4 ?PAIRS COMPILE N=BRANCH
HERE 0 , 5 ; IMMEDIATE

: RANGE-CASE ?COMP 4 ?PAIRS COMPILE
NRANGE=BRANCH HERE 0 , 5 ; IMMEDIATE

: ELSE-CASE ?COMP 4 ?PAIRS COMPILE DROP
0 5 ; IMMEDIATE

: END-CASE ?COMP 5 ?PAIRS COMPILE BRANCH
DUP IF HERE 2+ OVER - SWAP ! ELSE DROP
THEN HERE SWAP , 4 ; IMMEDIATE

: END-CASES ?COMP 4 ?PAIRS DUP 0= 0= 1
?PAIRS COMPILE DROP BEGIN DUP WHILE
DUP @ SWAP HERE OVER - SWAP ! REPEAT
DROP ; IMMEDIATE

;S SEE FORTH DIMENSIONS, VOL 2, NO 3,
SEPT/OCT 1980; R.D. PERRY, P. 78
```

**SCR # 81: CASE compiler extensions compile references to the machine code run-time words into new definitions.**

## A Decompiler for FORTH

With almost any program we encounter there is always some degree of curiosity about its inner workings. FORTH is no exception, and since we are charged with expanding the language (i.e., programming in it), we should do it in style. One excellent way to learn style is to study other programmers' examples. As FORTH is a fully structured language from end to end, virtually any part of it can be viewed and understood, given a suitable inspection tool. Even the core or nucleus, written in assembler code for the host processor, is in neat little blocks with rather uniform protocol "hooks."

I wanted to know more about these inner workings, so I developed this decompiler. But it has more than entertainment value. Building the DOS vocabulary required some digging at the FORTH disk processing words. Here, this tool paid for its own development time. In fact, I had originally planned to keep this decompiler on disk, compiling it into the FORTH dictionary when needed. But it quickly became evident that it should be permanently added to my FORTH dictionary so that it is present after booting the language.

The decompiler itself, shown on SCR # 83 to 85, is invoked by the word LK; followed by the word to be decompiled. If the word is a colon definition, the individual words making up the definition are printed. Literals are printed in the current number base. If the word being decompiled is a machine code definition, the Apple II

monitor disassembler is called to display a fixed number of lines in hexadecimal notation. Other words, like constants and variables, and the run-time part of new defining words using the < BUILDS DOES > structure, are properly identified.

The word LK: first makes the parameter field address of the next word in the input stream, the word we are to decompile. The code field is created from the parameter field, and is tested against a list of literal addresses for the action appropriate to the type of word being decompiled. If this address matches, the branch is taken and other words are executed or messages are output. The default branch is for code definitions, as its code field always contains a value two greater than its code field address. The word DASM invokes the monitor disassembler. (On non-Apple systems you could write a FORTH disassembler, or simply print a message like "CODE DEFINITION".) Note that these are specific addresses for my vendor's version and other address values have to be found experimentally for other implementations. The toolbox we are filling here includes the word CFQ to help derive these addresses. CFQ has no other association with the decompiler, and need not be included once its work is done.

The word LKD handles the case of the run-time DOES > definition. The result is the DOES > part of the parent-defining word, as well as the address and contents of the following memory address in the member word we are decompiling. Since it is impossible to

know the function of a < BUILDS DOES > definition, further decompiling is not done. These results may be used for more investigation if desired. LKU handles the user-variable type of word. The literal 830, which points to the user variable area, may not be the same for other versions; this terminal sequence will yield the correct value:

```
HEX 0 USER JUNK JUNK .
FORGET JUNK DECIMAL
(return)
```

The words LKC and LKTST handle the relatively complex task of decompiling colon definitions, the bulk of the FORTH language. LKC consists of display formatting words, and operations necessary to step through the word until the end is reached. Hitting any key will abort the processing loop. LKC does the name printing using the word ID. LKTST tests each code field address in the definition to see if the next one or two bytes contain an explicit literal, or a literal for one of the branching control structures compiled from the IF-ELSE-THEN or BEGIN-UNTIL family of branching words. Our recent additions, the run-time words for our CASE structure, are also included. Note that the CASE literals for these cannot be predicted. Therefore, the sequence

```
[ ' N = BRANCH CFA ] LITERAL
```

is used to temporarily exit the compiler for purposes of computing the code field address of the word following the tick ('). This address is placed on the stack and is used by LITERAL to make





here. The word LKLIT only saves us from filling LKTST with redundant code. I chose to print out the branching literals as signed numbers, but pure literals are printed as unsigned numbers. You may prefer all of them to be printed as signed numbers. If so, the (LIT) line could also use the LKLIT word to replace the longer DUP @ U. 2+ 0 sequence.

You can see that the CASE structure is very flexible and quite valuable. The alternative, IF THEN structures, would look less obvious even though they might compile into the same resultant code. This is what languages are all about — making the job of the programmer (or writer, poet, composer...) easier by offering useful structures for judicious selection.

The decompiler is easy and straightforward to use. Note that some defined words compile into something quite different from the source, especially the branching and looping structures. The most familiar is our CASE structure, which compiles into machine code primitives. Therefore, the decompiler output will not look like the original code, but understanding this simple transformation will help shape a better understanding of how FORTH performs its own work. I have included a sample (listing 1) of some words decompiled by LK: for purposes of illustration. The disassembler word DASM may, of course, be used individually, and it saves having to enter the monitor. Just be sure that the starting address is on the stack.

## Apple DOS 3.2 in FORTH

Another problem I encountered when using FORTH came from the fact that FORTH uses its own simple (but fast and effective) set of disk operations, quite incompatible with the Apple DOS. I prefer these to the standard DOS, as they are much more flexible. But I still had a few BASIC programs that make binary files, and I needed to use these in a FORTH application. I also have a PROM programmer running in FORTH, and my conventional assembler only makes DOS files. So clearly there was a need for an effective "hybrid critter" to be created.

Not all of the DOS functions were needed, but the groundwork is done if anyone wants to expand my DOS operators. I only needed a CATALOG report and the BLOAD command. Loading other types of files is not much different (but maybe pointless for Apple-soft or Integer BASIC files). Writing

```
SCR # 83
( DECOMPILER - PART 1      83C038127)
HEX
: LKEMIT ( ADR CHARCOUNT --- NXTADR)
1+ 2DUP ( PREPARE FOR OUTPUT)
TYPE 22 EMIT SPACE ( OF STRING)
+ ; ( POINT TO NEXT WORD IN DEF)

: LKLIT DUP @ . 2+ 0 ;

: LKTST BEGIN-CASES ( CFA LIT TEST)
89E CASE DUP @ U. 2+ 0 END-CASE ( LIT)
8D8 CASE DUP C@ . 1+ 0 END-CASE ( CLIT)
953 CASE LKLIT END-CASE ( LOOP)
983 CASE LKLIT END-CASE ( +L00)
932 CASE LKLIT END-CASE ( 0BR)
913 CASE LKLIT END-CASE ( BR)
1474 CASE DUP C@ LKEMIT 0 END-CASE
C37 CASE OROP 1 END-CASE ( ;S)
[ ' N=BRANCH CFA ] LITERAL
CASE LKLIT END-CASE ( N=BR)
[ ' NRANGE=BRANCH CFA ] LITERAL
CASE LKLIT END-CASE ( R=BR)
ELSE-CASE 0 END-CASE ( OTHERS)
END-CASES ; -->

SCR # 84
( DECOMPILER - PART 2      84C028127)
( APPLE II MONITOR DISASSEMBLER)
: DASM ( ADR ---)
3A ! FE61 CALL CR ;

( DECOMPILE COLON DEFINITION)
: LKC
BEGIN DUP DUP >R ( DO EACH PF ITEM)
@ 2+ NFA DUP @ 1F AND 6 +
OUT @ + C/L @ >
IF CR 0 OUT !
THEN ID. 2+ R> @
LKTST ?TERMINAL OR ( SPECIAL FIELD)
UNTIL CR ;

: LKU C@ B30 + @ . ; ( PRINT USER V)

: LKD DUP ( PFA ---)
@ LKC ." PFA+2 = " 2+ DUP U. 5 SPACES
@ ." @ = " U. ;

-->

SCR # 85
( DECOMPILER - PART 3      85C028126)
: LK: <<COMPILE>> ' ( WORD IN-STREAM)
80 OUT ! ( FOR DISPLAY FORMAT)
DUP CFA @
BEGIN-CASES
EBE CASE LKC END-CASE
F05 CASE ." CONSTANT " @ . END-CASE
F21 CASE ." VARIABLE " @ . END-CASE
FA2 CASE ." USER-VAR " LKU END-CASE
13DA CASE ." DO-DOES> " LKD END-CASE
ELSE-CASE DASM END-CASE
END-CASES CR ;

( CFQ PRINTS THE CFA & CF OF ANY WORD)
: CFQ ( WORD IN-STREAM)
-FIND 0= 0 ?ERROR DROP
[COMPILE] LITERAL
CFA DUP ." CFA " U.
5 SPACES @ ." CF " U. ;

DECIMAL
```

SCR # 83 to 85: A FORTH decompiler handles colon definitions, constants, variables, machine code, and defining words.

SCR # 86

( DOS 3.2 VOCABULARY 86A028126)

VOCABULARY DOS DOS DEFINITIONS

HEX

( &&IO IS SECTOR READ-WRITE WORD)
: &&IO ( ADR CSECT F --- ) ( 1=R 0=W)
MINUS 2+ B7F4 C! ( THE R/W FLAG)
SWAP B7F0 ! ( THE ADDRESS STUFFED)
0D /MOD B7EC C! B7ED C! ( SECT/TRACK)
&RWTS DROP ; ( DROP ERROR RETURNED)

DECIMAL

: BYTE-TABLE <BUILDS ALLOT DOES> + ;

256 BYTE-TABLE SECTOR-BUF

: RSECT ( CSECT ---)
0 SECTOR-BUF SWAP ( MOVE 1 SECTOR TO)
1 &&IO ; ( SECTOR BUFFER)

-->

SCR # 86: The disk I/O words and a sector buffer are the foundation for an Apple II DOS utility vocabulary.

SCR # 87

( DOS - PART 2 87A028126)

: ?DOS 221 RSECT ( TEST IF DOS3.2)
1 SECTOR-BUF C@ 17 =
2 SECTOR-BUF C@ 12 = AND 0=
IF ." NOT DOS 3.2 DISK" 7 EMIT QUIT
THEN ;

: DOS-FTYPE DUP 8 > ( TYPE ---)
IF 42 EMIT 15 AND ( IF ITS LOCKED)
ELSE SPACE
THEN ( PRINT FILETYPE)
BEGIN-CASES
0 CASE 84 END-CASE ( FILETYPE-TO-)
1 CASE 73 END-CASE ( ASCII CASE)
2 CASE 65 END-CASE ( CONVERSION)
4 CASE 66 END-CASE
END-CASES EMIT ; ( PRINT FILETYPE)

: TSLINK ( BUFPTR --- CSECT )
SECTOR-BUF DUP C@ 13 \* ( BUF TRACK\*13)
SWAP 1+ C@ + ; ( ADD SECTOR)

-->

SCR # 87 to 88: The DOS words for the CATALOG command include a test to be sure that a DOS disk is in the drive.

DOS files is more complex, as there are a lot of housekeeping details associated with sector allocation.

The DOS words are all defined in a separate vocabulary, so that when they are not needed they cannot be accidentally invoked. The compiler source is

shown in SCR # 86 to 91. Let's take a look at some of the details we need to take care of.

The FORTH system I have employs a set of disk-handling words. Among these is a primitive called &RWTS , which handles the read and write

operations to defined tracks and sectors. A FORTH definition, &I/O , sets up the operations and invokes &RWTS . But &RWTS returns an error message if we try to read some DOS sectors, because a FORTH initialized disk is expected. We just make our own version of &I/O , called &&IO , which discards

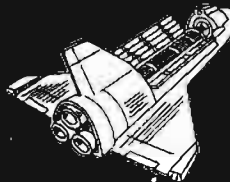
Languages of The Future.

By Paul Lutus

GraFORTH
The Apple Graphics Language

- 3 D color graphics
• Fast — Fully compiled
• User character sets
• Music

The ultimate language for entertainment software development.



TransFORTH

The final "word" in Apple programming. A brilliant adaptation of FORTH.

- Fully compiled
• Floating point
• Transcendental Functions
• Strings and arrays
• Hires, Lores and Turtlegraphics
• Music

Far more compact and approachable than Pascal, TransFORTH is both recursive and structured and as easy to use as BASIC.

Available for the Apple II and III, this high level language enables you to program in English with far greater speed and convenience than ever before possible.

TransFORTH. A transformation in computer programming.



10175 S.W. Barbur Blvd. Suite 202B
Portland, OR 97219 / (503) 244-4181

EXCLUSIVELY FOR APPLE

See these programming languages of the future at your Apple dealer.

Apple is a registered trademark of Apple Computer, Inc.

this error message. (See SCR # 86.) Two messages are known to be returned by &RWTS : one for the above-mentioned error, and another for a write to a write-protected disk. Since my words do not write, I simply ignore the returned messages. &&IO also allows us to use only one number for the track and sector, which is the "contiguous sector" number, shown as "csect" in the comments. It is simply the track number multiplied by the number of sectors per track plus the sector number (13T + S for DOS 3.2), so it ranges from 0 to 454. This is easier than trying to untangle two similar numbers.

Next we see a byte table-defining word used to make a sector buffer, called SECTOR-BUF, which returns an absolute memory address when the relative byte number is given. The word RSECT will load this buffer from the supplied sector number (csect).

SCR # 87 has a disk-type test word, ?DOS, which checks the DOS VTOC sector for some DOS-related information, so that accidental use on a FORTH disk will not send you off on a wild sector hunt, possibly without an ending other than hitting Reset. Other error-checking words are included, and all thread back to the word QUIT, which aborts the DOS command. Also on this screen is a test and report by DOS-FTYPE, of DOS file types, including whether or not the file is locked. The word TSLINK takes a pointer into the sector buffer where a track/sector link resides, and returns the contiguous sector number of that link. On SCR # 88 is the director (or catalog) scan word SCAT for the current directory sector in the sector buffer, which checks to be sure the entry isn't empty or deleted. If it is active, SCAT reports the file type, sector length, and filename.

The word we will use to see the full catalog is the same as in DOS, the familiar CATALOG. This word loads the first directory sector into the sector buffer, uses SCAT to make a report, and then links to the next directory sector, repeating until the link is a null. The volume number is not displayed or tested.

The definitions on SCR # 89 and 90 do the directory searching for a user-supplied filename, and can be used for expansion where similar directory searching is required. SCNSCT searches the current directory sector in the buffer for a match to what FILENAME retrieved from the input stream. The word -TEXT is a non-standard

```

SCR # 88
( DOS - PART 3                88A038127)

      ( ONE SECTOR OF CATALOG DISPLAYED)
: SCAT 222 11 ( ---)
DO I SECTOR-BUF C@ ( GET FIRST BYTE)
DUP 255 = SWAP 0= OR 0= ( ACTIVE?)
IF CR I 2+ SECTOR-BUF C@ DOS-FTYPE
  I 33 + SECTOR-BUF C@ 4 .R 2 SPACES
  I 3 + SECTOR-BUF 30 TYPE
THEN ?WAIT 35 ( PAUSE? THEN LOOP)
+LOOP ; ( 35 BYTES/ENTRY)

      ( DISPLAY COMPLETE CATALOG)
: CATALOG ?DOS ( TEST IF DOS 3.2 DISK)
233 ( FIRST SECTOR OF DIR)
BEGIN
  RSECT SCAT ( GET & DISPLAY CAT)
  1 TSLINK -DUP 0= ( MAKE LINK & CHECK)
UNTIL CR ; ( REPEAT IF NOT NULL)

-->

SCR # 89
( DOS - PART 4                89A028126)

      ( SCAN BUFFER FOR FILENAME MATCH)
: SCNSCT 222 11 ( KEYADR CNT --- N1 N2)
DO
  2DUP
  I 3 + SECTOR-BUF ( POINT TO FILENAME)
  -TEXT 0= ( COMPARE STRINGS)
  IF 2DROP I -1 LEAVE ( HIT)
  THEN 35 ( MISS, TRY AGAIN)
+LOOP ; ( IF HIT: N1=T/S FTR N2= -1)
      ( IF MISS: N1=KEYADR N2=CNT)

      ( GET FILENAME FROM INPUT STREAM)
: FILENAME ( --- ADR COUNT)
13 WORD HERE 1+ ( GET FILENAME & ADR)
HERE C@ ( AND ITS LENGTH)
OVER + 30 BLANKS ( TRAIL WITH BLANKS)
30 DUP 1+ 0
DO I HERE + DUP C@ ( FORCE HIGH BIT)
  128 OR SWAP C! ( HIGH)
LOOP ; ( COUNT ALWAYS = 30 )

-->

SCR # 90
( DOS - PART 5                90A048127)

: NOFERR CR ." FILE NOT FOUND"
7 EMIT SP! QUIT ;

: FTERR CR ." FILE TYPE MISMATCH"
7 EMIT SP! QUIT ;

      ( SCAN FULL CATALOG FOR FILENAME)
: CATHUNT ( --- BUFPTR)
FILENAME ( INPUT FILENAME)
?DOS 233 ( CHK DISK; 1ST CAT SECT)
BEGIN RSECT SCNSCT ( RD, SCAN SECT)
  DUP 0< >R ( TEST HIT/MISS)
  1 TSLINK DUP 0= ( GET LINK & CHECK)
  R> OR ( IF NULL LINK OR HIT)
UNTIL ( BE DONE, ELSE REPEAT)
DROP 0< 0= ( WHAT IS RESULT?)
IF NOFERR
THEN ; ( EXIT IF FOUND)
( POINTING TO CATALOG ENTRY IN BUFFER)
-->

```

**SCR # 88 to 90: These words locate a supplied filename in the directory and then point to the track/sector list link.**

SCR # 91

( DOS - PART 6 91A048127)

```

: BLOAD ( LOADADR --- )
>R ?STACK R> ( STACK HAS ANYTHING?)
CATHUNT DUP SECTOR-BUF ( SCAN CATALOG)
2+ C@ 7 AND 4 = 0= ( TEST FILETYPE)
IF FTERR ( NOT B COMPLAIN)
THEN TSLINK RSECT ( GET T/S LIST)
PAD 256 12 ( LOOP TO GET EACH SECTOR)
DO DUF ( SAVE SECTORS IN PAD AREA)
I TSLINK DUP 0= ( IS IT A NULL T/S?)
IF DROP 2DROP LEAVE ( REACHED END)
ELSE 1 &&IO 256 + ( DATA INTO PAD)
THEN 2 ( LOOP TO CHECK NEXT SECTOR)
+LOOP ( UNTIL DONE)
PAD 2+ @ ( GET TRUE FILE LENGTH)
PAD 4 + ROT ROT ( SETUP TO MOVE DATA)
CMOVE ; ( MOVE, THEN EXIT)
( BE SURE LOADADR IS PRESENT)

```

( END OF DOS VOCABULARY)

FORTH DEFINITIONS ( RESTORE FORTH AS)  
( CURRENT AND CONTEXT)

**SCR # 91: The BLOAD operation is done with one definition. Similar load operations could be created for other filetypes using the previously defined words like CATHUNT.**

SCR # 92

```

( EXTRA WORDS FOR DOS OR ?? 92A018127)
( STRING COMPARE)
: -TEXT ( ADR1 COUNT ADR2 --- F)
0 ROT 0 ( PREPARE DO PARAMETERS)
DO DROP ( DROP PRIOR RESULT = 0)
OVER I + C@ OVER I + C@ - ( $COMPARE)
IF LEAVE ( IF <> CAN QUIT LOOP)
THEN ( WITH DIFFERENCE)
LOOP ( IF 0 TRY NEXT CHAR)
DUP ( TEST RESULT & MAKE +/-)
IF DUP ABS / ( FROM DIFFERENCE)
THEN ROT ROT 2DROP ; ( DROP ADRS)

```

```

HEX ( IF KEY HIT, WAIT FOR)
CODE ?WAIT ( ANOTHER ONE,)
C000 BIT, 0< ( ALLOWING A PAUSE)
IF, C010 BIT,
BEGIN, C000 BIT, 0<
UNTIL,
THEN, C010 BIT,
NEXT JMP,
END-CODE ( ?WAIT FOR APPLE II ONLY)
DECIMAL

```

**SCR # 92: A string-comparing word and a start-stop display word for DOS or any other application. Some systems may already have one or both of these.**

SCR # 93

( NON-DESTRUCT STACK DISPLAY 93A018127)

DECIMAL

```

: S?? ( ?? --- ??)
SP@ DUP 189 < ( GET CURRENT STACK ADR)
IF CR ( IF NOT EMPTY, PRINT)
2 - 187 ( ONE ITEM AT A TIME)
DO I @ B .R ( IN LOOP)
-2 ( NEXT ADR)
+LOOP
ELSE DROP ( EMPTY STACK)
THEN CR ; ( EXIT WITH CR FIRST)

```

**SCR # 93: A debugging tool permits display of the stack contents without altering the stack; the most recent values appear on the right.**

6502

# FORTH

- performs **FLOATING POINT MATH**
- adheres to the **FORTH-79 STANDARD**
- contains a **6502 MACRO ASSEMBLER**
- handles **STRINGS** much like BASIC
- includes **VIRTUAL MEMORY MANAGER**
- is **ROMABLE**
- costs under **\$100**
- is available for **KIM-1, AIM 65 and SYM-1**
- manual has extensive **FORTH TUTORIAL**

**For more information and an ordering form**

send a S.A.S.E. to: Eric C. Rehnke  
1067 Jadestone Lane  
Corona, CA 91720  
(714) 371-4548

# TRS-80 COLOR COMPUTER SOFTWARE

**FORTH FOR THE TRS-80 COLOR COMPUTER DISK SYSTEM**

Trying to get control of your Color Computer?? Tired of translating HEX to decimal?? Tired of remembering where the VDG and SAM are and how to program them?? Want to write machine language code with assembly language mnemonics instead of POKES??

Want to write programs in half the time?? Want to write lots of small pieces of code that you can put together in seconds to do BIG JOBS?? Want a language that is at least 5 to 10 times faster than BASIC?? Want to learn everything there is to know about FORTH, with the best manual on the market, including lots of examples of FORTH applications, and detailed explanations of how everything works??

**CC FORTH** IS THE ANSWER!!  
Includes Editor, 6809 Assembler, String Functions, Disk Data File Operations and Much Much More! **\$99.95**

## THE COLOR TOOLKIT

Utility and Diagnostic Disk Programs by Dick Bartholomew

The COLOR Toolkit is a set of Disk diagnostics and Disk utilities for the TRS-80 Color Computer Disk System. Dick Bartholomew, well known for his utility programs for FLEX systems, has created a package of invaluable tools for the serious programmer. These include: Reading FLEX disks, Writing FLEX disks, Repairing Radio Shack disks, Extended directory, and many, many more.

**PRICE ONLY \$49.95 on RS disk.**

U.S.A. ADD \$2.00 FOR STANDARD UPS SHIPPING & HANDLING  
FOREIGN ORDERS ADD 10% SURFACE, 20% AIRMAIL

# FRANK HOGG LABORATORY

130 MIDTOWN PLAZA, SYRACUSE, NY 13210 (315) 474-7856

string-comparison word in the Cap'n Software release. If you don't have a similar string-compare word, you can use my high-level definition shown in SCR # 92, which is a bit slower than the machine-code one in my system. It takes the address of string A, the character count, and the string B address, and returns a single flag which is - 1 if string A is less, + 1 if greater, and 0 if equal. This screen also shows the ?WAIT word that allows us to stop-start long catalogs. If you compile any of these words, you might want to place them in the main FORTH vocabulary so they are accessible to other applications you add later.

These words are used by CATHUNT to actually search the entire directory for a filename match. The result returned is the sector buffer pointer to the matched directory entry left on the stack. This pointer actually points to the track/sector list link. The next higher word definition ( BLOAD in this case) merely has to load that sector into the sector buffer and start to process this list. If the search is unsuccessful, an error message-quit sequence aborts the whole operation, so there is no return from a CATHUNT without our desired prey.

What's left? SCR # 91 has our user-invoked word BLOAD . It looks blacker than other screens, because of heavy commenting. It does a simple check for at least one stack entry of any value so an empty stack (no load address supplied) will not cause problems with the final positioning of the data by the CMOVE word. An additional file type test is made to be sure that the found directory entry is indeed a binary file. Then the track/sector list is loaded into the buffer RSECT . The actual file transfer is to the free area above the FORTH dictionary, beginning at PAD . This extra buffering is necessary since the first sector has four non-data bytes specifying load address and file length, and since this true length may not be a multiple of one sector (256 bytes). When the whole file has been read, the file length data is placed on the stack along with the address of our PAD and the originally-supplied load address. CMOVE moves it into place.

You or your program must take care in supplying this address, as CMOVE is happy to move this data anywhere in memory, including over FORTH itself. For this reason, the DOS default load of a binary file to its original load address was not implemented. The use of the


BLOAD word (or CATHUNT and any expansion words using it) involves specifying a filename with or without spaces, followed by a carriage return, 30 characters maximum (the DOS length limit). For example:

```
HEX 6000 BLOAD JUNKFILE
XYZ (return)
```

Doing a VLIST after this DOS system is compiled into the FORTH dictionary will reveal only one word: DOS, itself. This is the name of a new vocabulary, and to use it you must type DOS first. How are we doing on memory? The DOS vocabulary as shown here consumes a tidy 1154 bytes including the sector buffer. We can't claim to have even half of the real DOS capability, but the foundation is laid. However, the Apple DOS 3.2 version uses over 9K of memory. My development time was only at eight to twelve hours.

### Bonus Offering

As I am debugging a FORTH program, I often want to see the stack contents after a certain word is manually invoked from the keyboard. The . (dot) print method is not suitable, as it both



#### BETA 32K BYTE EXPANDABLE RAM FOR 6502 AND 6800 SYSTEMS


AIM 65 KIM SYM PET S44-BUS

- Plug compatible with the AIM-65/SYM expansion connector by using a right angle connector (supplied).
- Memory board edge connector plugs into the 6800 S44 bus.
- Connects to PET using an adaptor cable.
- Uses +5V only, supplied from the host computer.
- Full documentation. Assembled and tested boards are guaranteed for one full year. Purchase price is fully refundable if board is returned undamaged within 14 days.

Assembled with 32K RAM.....\$349.00  
 & Tested with 16K RAM.....329.00  
 Bare board, manual & hard-to-get parts... 99.00  
 PET interface kit. Connects the 32K RAM board to a 4K or 8K PET.....\$ 69.00

See our full-page ad in  
**BYTE and INTERFACE AGE**

wabash



8" or 5 1/4" flexible diskettes certified 100% error free with manufacturer's 5-year limited warranty on all 8" media. Soft-sectored in boxes of 10. 5 1/4" available in 10-sector.

(Add \$3.00 for plastic library cases)

8" single sided, single density.....\$ 27.50  
 8" single sided, double density..... 35.50  
 8" double sided, double density..... 45.50  
 5 1/4" single sided, single density..... 27.50  
 5 1/4" single sided, double density..... 29.50  
 5 1/4" single sided, double density, 10-sectors \$ 29.50

**TERMS:** Minimum order \$15.00. Minimum shipping and handling \$3.00. Calif. residents add 6% sales tax. Cash, checks, Mastercard, Visa and purchase orders from qualified firms are accepted. (Please allow two weeks for personal checks to clear before shipment.) Product availability and pricing subject to change without notice.  
**INTERNATIONAL ORDERS:** Add 15% to purchase price for all orders. Minimum shipping charge is \$20.00. Orders with insufficient funds will be delayed. Excess funds will be returned with your order. All prices are U.S. only.

## PAPER TIGER PRINTERS

IDS 460G 9x9 Dot Matrix Printer.....\$890.00  
 IDS 560G Wide Carriage Printer.....1099.00

### TERMINALS

ADDIS Viewpoint.....\$569.00  
 TeleVideo 910.....579.00  
 TeleVideo 912C.....679.00  
 TeleVideo 920C.....729.00  
 TeleVideo 950.....929.00

### 8" DISK DRIVES

Shogart 801R.....\$399.00  
 NEC FD1160 (double sided).....569.00

### DYNAMIC RAMS

4116 (200ns).....set of 8.....\$24.00  
 4164 (64Kx1).....\$18.00

**BETA**  
 COMPUTER DEVICES

1230 W. COLLINS AVE.  
 ORANGE, CA 92668  
 (714) 633-7980



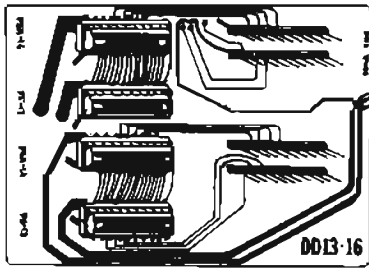


**NEW**  
DEALER INQUIRIES INVITED!!

## DOUBLE DOS PLUS

for Apple Computers  
**\$39.00**

201-839-3478



**DOUBLE DOS Plus**—a piggyback board that plugs into the disk-controller card so that you can switch select between DOS 3.2 and DOS 3.3. Works with the language system eliminating the need in many cases to boot the BASICs disk. Also eliminates the chore of converting all of your 3.2 disks to 3.3  
NOTE: APPLE is a registered trademark of APPLE Computer, Inc., Cupertino, CA.

### WHY IS DOUBLE DOS Plus better?

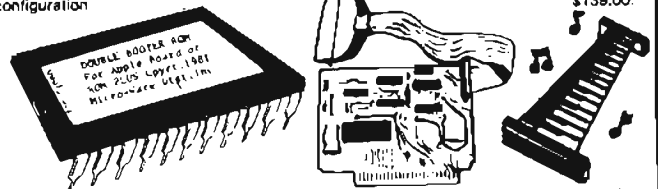
- Nothing needs to be soldered, just plug in and go.
- Since all four ROMs are used, all software will work, even early 3.1 DOS.
- Because the ROMs fit on the back of the board, it has the thinnest configuration allowing full use of slot #7
- One set of ROMs is powered up at a time, thus saving power. DOUBLE DOS Plus requires APPLE DOS ROMS
- Full 90-day warranty from TYMAC.



**MICRO-WARE DISTRIBUTING INC.**  
P.O. BOX 113  
POMPTON PLAINS, N.J. 07444

### OTHER UNIQUE PRODUCTS FROM MICRO-WARE DISTRIBUTING INC.

**THE APPLE CARD**—Two sided 100% plastic reference card for the Apple computer. Loaded with information of interest to all Apple owners **\$3.98**  
**PARALLEL PRINTER CARD**—PPC-100—A Universal Centronics type parallel printer board complete with cable and connector. This unique board allows you to turn on and off the high bit so that you can access additional features in many printers. Use with EPSON, ANADIX, STARWRITER, NEC, SANDERS, OKI, and other with standard Centronics configuration **\$139.00**



**THE DOUBLE BOOTER ROM**—Plugs into the empty D8 Socket on the Apple motherboard or the Integer ROM Card to provide a 13 sector boot without using the BASICs Disk DoubleBooster may also be used in the MOUNTAIN HARDWARE ROM PLUS board. This chip will not work in a plus machine unless it contains an Integer board or a ROM Plus board **\$29.00**

**DISK STIX**—Contains 10 dozen diskette labels with either 3.3 or 3.2 designation. Room for program names and type also **\$3.98**

\*\*\*\*\*SOFTWARE\*\*\*\*\*

**SUPER SEA WAR**—Hires battleship type simulation **\$13.95**

**ULTIMATE XFER**—A telephone software transfer program, uses DC Hayes Assoc micromodem **\$25.00**

**ROAD RALLYE**—Hires driving game with 5 different full screen tracks **\$15.00**

**MISSILE CHALLENGER**—Hires arcade type game where you defend your cities from falling missiles. 8 levels & writes name & high score to disk **\$19.95**

**SUPER PIX**—Hires screen dump for the EPSON MX-80, inverse or normal, larger than full page graphics in 2 orientations. Needs Tymac PPC-100 Printer board or we will upgrade your EPSON board for \$25 **\$39.95**

**GRAPH-FIT**—A hires graphing program that produces bar charts, pie charts and line graphs. Has auto scaling feature too **\$25.00**

### STILL MORE APPLE GOODIES

**APPLE KEYBOARD SYNTHESIZER**—49 note (C to C) AGO Keyboard with 3 sawtooth sq wave shapers, 3 audio oscillators, 3 low pass filters, 4-64 point shape controllers, 2 envelope generators. Complete system **\$695**

**KEYBOARD ONLY** with Apple Interface **\$849**

**GRAPHIC NOTEWRIER**—Hires note write for synthesizer system **\$99**

**SUPER-PIX OKI**—Hires screen dump for OKI Microline 80, 82, 83 Printers. Same features as super pix. Needs Tymac PPC-100 Board **\$24.95**

**NIBBLES AWAY**—The best disk back up program to date. Allows you to make backups of most every disk ever produced for the Apple. Over 10 user defined parameters including synchronized & unsynchronized copies as well as automatic half tracking and raw data transfer **\$59**

Call 201-839-3478 for Dealer & Distributor Inquiries.

# WHY YOU NEED THE INSPECTOR.

If you're serious about programming, you need to set all your utilities together in one place—*inside* your Apple. The Inspector comes on an Eprom that simply plugs into the D8 socket, or on a disk ready to merge with Integer Basic for automatic loading on boot. Either way, it stays at your fingertips, ready to call without disturbing your current program.

The Inspector puts you in total control of both memory and disks. You can search forward and backwards, edit, read nibbles, map disk space, dump the screen to a printer, examine every secret of your Apple. Use The Inspector to repair blown disks, undelete files, input "illegal" commands,

read and alter files, locate strings in memory or on disk. The uses are endless. The manual, alone, is an education. And it's always *there* when you need it.

You need the most powerful disk and memory utility available for your Apple. You need the Inspector.

See your local dealer, or order direct for just \$49.95. Mastercard and Visa holders order toll-free, 1-800-835-2246.



**OMEGA MICROWARE, INC.**  
222 SO. RIVERSIDE PLAZA  
CHICAGO, IL 60606  
312-648-1944

Apple is a registered trademark of Apple Computer, Inc.



# Stepper Motor Control: A FORTH Approach

**Stepper motors translate digital commands to motion, bridging the gap between computers and robots. A flexible command language, written in FORTH, translates natural, English-like commands to precisely controlled movement.**

Mark Bernstein  
Department of Chemistry  
Harvard University  
12 Oxford Street  
Cambridge, Massachusetts 02138

If you want your computer to travel around your house, to assemble parts in your factory, to guide your wheelchair or steer your telescope, your computer will need to control a motor. Motors translate electronic commands to physical action. They are "digital-to-mechanical" converters. Let a computer control motors, and it becomes a robot.

Recently, our lab needed a computer-controlled motor for our laser system. We built a carriage which carries a set of laser mirrors, and which rides on a linear track (figure 1). The computer moves the carriage back and forth along the track, measuring the laser's output and its effect on a chemical sample as the carriage moves.

## The Stepper Motor

Stepper motors are convenient devices for many computer-controlled chores. Unlike most motors, which revolve continuously, stepper motors move in steps or jumps, one step at a time. The motor's step size is accurately fixed by the motor's construction, with step sizes ranging from 90° to 0.005° or less.

Stepper motors can imitate regular motors by stepping at a constant rate. Unlike other motors, though, they can easily move a fixed distance and then stop immediately without complicated brakes. Steppers can reverse direction at any time, and a stepper motor can easily turn five steps forward, two steps backward, and then start moving forward again.

Steppers do have limitations though. They are generally restricted to moderate speeds and moderate loads. They cannot handle jobs that demand high torques. Unlike other motors, they consume power even when they aren't moving. Small steppers, in particular, tend to get hot.

Still, stepper motors are ideal for all sorts of personal computer tasks. Most personal tasks don't require tremendous speeds or great power, but precise movement and simple, accurate control. These are the steppers' forte.

The integrated hardware and software system described here can control many different types of motors, ranging from miniature versions the size of a

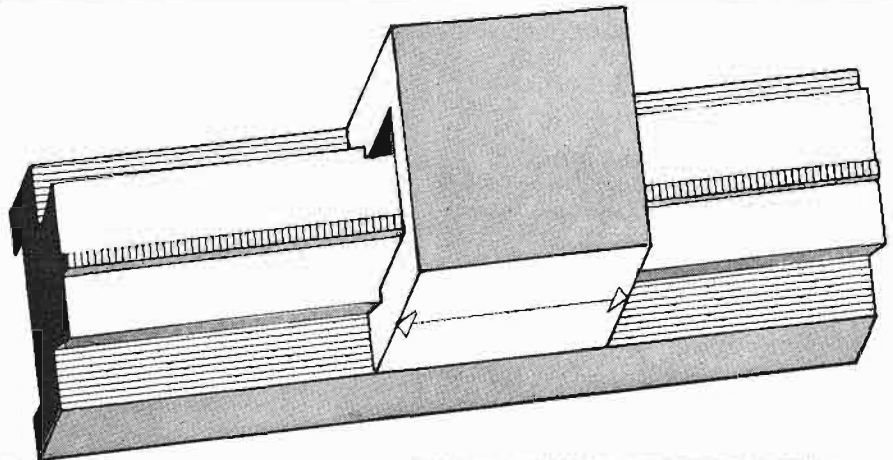
quarter to heavy-duty, high-torque models. This hardware tool is controlled using a special control language, an extension to fig-FORTH, which permits simple, convenient programming. The control language "knows" the characteristics of the motor, so the user need not be concerned with such details. Instead, programs use human units and natural commands, like

MOVE 5 INCHES FORWARD.

## The Motor Interface

The heart of our stepping motor interface is the SAA1027 motor driver (figure 2). This IC, manufactured by AIRPAX/North American Phillips and Signetics, can control a wide variety of stepping motors.

The computer provides two simple control signals. To advance the motor one step, the computer transmits a brief negative-going pulse on the (normally high) *step* line. The *direction* control signal selects clockwise or counterclockwise rotation. If this line



**Figure 1:** Our stepping motor drives a platform or carriage (center) back and forth along a 2' track. The motor (hidden behind the carriage) drives a pinion which engages a rack gear embedded in the track. Laser mirrors are mounted on top of the platform, and can be positioned precisely under the computer's control.



We may optionally specify a motor speed by invoking the commands

```
FAST      fastest
CRUISE    moderate
SLOW      slow
CRAWL     very slow
```

The motor speed may also be specified by setting the variable MOTOR-RATE. If no motor speed command is issued, the previous speed remains in effect. If no speed commands are issued at all, a default speed (normally "slow") is assumed.

Finally, the commands FORWARD and BACK perform the actual movement. FORWARD turns the motor clockwise; BACK turns the motor counterclockwise. A distance *must* be specified before FORWARD or BACK can be invoked.

### Implementing the Control Language

Listings 1-4 contain a FORTH implementation of this stepping-motor control language. This language extension requires less than fifty lines of

FORTH, containing no assembly-language or CODE definitions. To preserve flexibility and assist new implementors, many CONSTANTS and VARIABLES have been explicitly defined.

The first screen of the implementation (listing 1) is devoted to declaring and defining constants and variables. Most of the values are installation-dependent addresses, and may require changes for different computers.

Our system uses a 6522 VIA parallel port (the PET "user port") at address \$E840. The motor controls are connected as follows:

```
direction control    PA6
step control         PA7
```

Data should be written to the address called M-PORT. The corresponding VIA data-direction register is called M-DIR. The words FWD/REV and <STEP> are bit masks for the direction-control bit and the step-control bit, respectively.

The variable MOTOR-RATE determines the minimum interval between steps. High values correspond to *long* intervals between steps, and so produce

slow motor rotation. For our motor (1.5°/step) and gearing-ratio (about 0.0031 in./step) typical values of MOTOR-RATE lie between 25 and 5000.

Listing 2 includes commands for initializing the motor port and for setting motor speeds. The command (MOTOR) ensures that the I/O port is properly configured to *output* data on the direction-control and step-control lines. The speed commands which follow store convenient values into the variable MOTOR-RATE. The actual numbers corresponding to FAST and SLOW depend on the application, and may be altered to suit special needs or different motors. For example, our spectroscopy work requires a very slow CRAWL, but testing and debugging demand that the carriage move fast enough to notice!

Listing 3 contains the commands used to specify the distance the motor should move. Programmers may prefer to use many different units, perhaps even using several different units in one routine. For instance, we use degrees, inches and centimeters in various programs.

The distance specification commands convert all the various human units into motor steps, the unit the motor control understands. The values of the constants STEPS/INCH, STEPS/REV (steps per revolution) and STEPS/CM are determined by the step size and gearing ratio of the motor, and will vary from one type of equipment to another. The appropriate values can be determined from the design of the motor and gear system, or can be found by trial and error.

Notice that INCH and INCHES are both defined (and do the same thing), so that the ungrammatical commands like 1 INCHES are not required.

The word DEGS, which converts degrees to steps, deserves some comment. Fig-FORTH normally calculates arithmetic results using 16-bit signed binary numbers, so that numbers as large as +32767 can be represented. Since the motor step size may be very small, STEPS/REV may be quite large. Moreover, FORTH truncates standard division results. Hence, it is important to approach the calculation

$$\text{steps} = \text{degrees} \times \frac{\text{steps/revolution}}{360}$$

with some caution. FORTH's \*/MOD

```
HEX
VOCABULARY MOTOR IMMEDIATE
MOTOR DEFINITIONS

< ADDRESS OF MOTOR I/O PORT >
E84F CONSTANT M-PORT

< ADDRESS OF MOTOR DATA-DIRECTION REG >
E843 CONSTANT M-DIR

< MASK FOR MOTOR DIRECTION BIT >
40 CONSTANT FWD/REV

< MASK FOR MOTOR STEP BIT >
80 CONSTANT <STEP>

DECIMAL 100 VARIABLE MOTOR-RATE

-->
```

Listing 1: Screen 80 — Stepper Motor, Constants

```
HEX

< INITIALIZE THE MOTOR VIA PORT >

(MOTOR) M-DIR @
FWD/REV OR <STEP> OR
M-DIR !

< MOTOR SPEED COMMANDS >
DECIMAL

FAST 20 MOTOR-RATE !
CRUISE 40 MOTOR-RATE !
SLOW 100 MOTOR-RATE !
CRAWL 1000 MOTOR-RATE !

-->
```

Listing 2: Screen 81 — Initialization, Speed Control

```

DECIMAL

324 CONSTANT STEPS/INCH
240 CONSTANT STEPS/REV
128 CONSTANT STEPS/CM

INCHES STEPS/INCH * ;
INCH INCHES ;

REVS STEPS/REV * ;
REV REVS ;

CM STEPS/CM * ;
MM CM 10 / ;

DEGS STEPS/REV 360 */MOD SWAP DROP ;

-->

```

Listing 3: Screen 82 — Motor - Unit Conversion

performs the multiplication and division in one step, using a 32-bit intermediate buffer. In this way, we can avoid problems with either overflow or truncation.

Listing 4 contains the definitions of STEPS, FORWARD, and BACK, the instructions that actually control the motor. STEPS performs a long DO loop one time for each step of the motor. First, the < STEP > bit of M-PORT is toggled, causing the motor controller to advance the motor one step. Next, STEPS checks the "run/stop" key and calls ABORT (FORTH's version of STOP) if the run/stop key has been pressed. The command "20 BEEP" makes our system emit a high-pitched beep, indicating that the computer has responded to the stop request.

Finally, provided that the run/stop key was *not* depressed, STEP runs through a delay loop MOTOR-RATE times before proceeding with the next step command.

FORWARD and BACK both leave the stack unchanged, and both call STEPS. FORWARD sets the *direction control* signal high, calling for clockwise motion, while BACK sets the *direction control* signal low, requesting counterclockwise motion. Both FORWARD and BACK end with a command to return the user to the normal FORTH vocabulary.

Finally, we come to the MOVE command (listing 5). MOVE tells FORTH that the following words are to be treated as motor-control commands.

The motor-control commands are all grouped in VOCABULARY MOTOR to avoid confusion with other commands which might share the same names. MOVE tells FORTH to enter the motor VOCABULARY, and calls (MOTOR) to initialize the motor control port. If commands are being entered directly from the keyboard, these actions are taken immediately. If

MOVE is entered within a colon definition, these actions are *compiled* into the new definition, to be performed when that definition is invoked.

### Multiple Motors

This implementation only drives one motor. Of course, some users might want to control several motors. To control several motor channels, we may assign ID numbers to each device. For example, we might write

```

: CARRIAGE 0 ;
: TRACTOR 1 ;

```

to assign the ID numbers 0 and 1 to the carriage and the tractor motors, respectively.

ID codes are specified immediately after MOVE:

```

MOVE TRACTOR 1 INCH BACK .

```

The words FORWARD, BACK, and STEPS would be rewritten to toggle different bits of different ports, depending on the device code specified. Of course, the actual addresses and bits would vary from installation to installation.

### Bugs

This FORTH package handles motor control in a simple and pleasing way. The syntax is attractive, easily-learned and unthreatening. In fact, this sort of control language, resembling stylized English and controlling a big, easily-perceived object, makes a good introduction to programming for younger children.

The design and implementation are not, however, without flaws. Since the

Listing 4

```

HEX
< "10 STEPS" MOVES MOTOR 10 STEPS >
STEPS
  0 DO
    M-PORT C0 DUF
    <STEP> FF XOR AND
    M-PORT C1 < PULSE LOW >
    <STEP> OR
    M-PORT C1 < PULSE HIGH >
    ?TERMINAL < STOP KEY PRESSED? >
    IF 20 BEEP ABORT ENDIF
    MOTOR-RATE @ < DELAY LOOP >
    0 DO LOOP
  LOOP ;
-->

```

Screen 83 — Motor - Steps

```

HEX
FORWARD
  M-PORT C0
  FWD/REV OR
  M-PORT C1
  STEPS [COMPILE] FORTH ;
BACK
  M-PORT C0
  FWD/REV OFF XOR AND
  M-PORT C1
  STEPS [COMPILE] FORTH ;
-->

```

Screen 84: Forward, Back

### FORTH DEFINITIONS

```

MOVE [COMPILE] MOTOR
  STATE @ < COMPILING ? >
  IF
    MOTOR [COMPILE] (MOTOR)
  ELSE
    MOTOR (MOTOR)
  ENDIF ;
IMMEDIATE
DECIMAL ;S

```

Listing 5: Screen 85 — Move

motor step size is fixed, a request for motion of exactly "1 inch" or "87 degrees" can't always be obeyed exactly. For example, since our motor rotates 1.5 degrees per step, a request for

2 DEGS

actually causes a motion of only 1.5 degrees. In this implementation, distances are always *truncated*. Proper rounding might be preferable, but has been omitted because it would obscure the simplicity of the unit conversion commands.

Requests for negative distances are not handled correctly. Ideally, FORWARD should refer requests for negative distances to BACK, and *vice versa*. But to keep things simple, we simply forbid negative displacements.

There are presently no provisions for confirming that requested motion is actually occurring, or for detecting spurious movements. Controls could be implemented in STEPS should the application warrant. Attempts to achieve precise position control in any system without some form of feedback to the computer are likely to be fraught with frustration and peril, but again we wanted to present a simple, basic design.

## Parts and Information

The SAA1027 stepper motor control chip is manufactured by the Cheshire division of Airpax, and by Signetics. Single unit prices now run about \$15, but substantial price breaks are offered for larger orders.

The Airpax stepper motor catalog lists a large line of inexpensive stepper motors. It also includes an excellent and detailed discussion of stepper motor design and application methods, including a useful compendium of load and torque relationships for common configurations.

Haydon Switch and Instruments, Inc. (Waterbury, CT) makes a series of small and very inexpensive steppers. These small, cheap motors have become quite popular in our labs.

Finally, the control language is, for some, too verbose. A more succinct form for experienced users would be welcome, especially if it preserved the rather pleasant, natural tone of the version presented here.

Mark Bernstein is a graduate student in chemistry at Harvard University. He uses microcomputers throughout his experiments, controlling and gathering data from powerful picosecond laser systems.

MICRO

## Utility City

21 of our most-asked-for Apple Utilities by Bert Kersey 48K Applesoft ROM

For YOUR Big Apple—Our 21 most-asked-for Apple Utilities on one big disk—List Formatter makes properly spaced & indented listings with printer page breaks. Each program statement is on a new line with its Then's & Loops called out, a great de-bugger! Catalog in any number of columns & any page-width to CRT or printer. Automatically post the Run-Number & last-used Date in your programs. Make any command invisible in your listings. Access program lines in memory for garbage repair & "Bugs" alteration; Quickly sort & store info on disk; Run any Applesoft file while another stays intact; Move lines within your programs; Rename to 65535; Save inverse, INVISIBLE & nick file names; Convert disc to hex & binary, or INT to IP; Append programs; Dump the text screen to ANY printer. . . . More too; \$3 Programs Total!

**PLUS . . . APPLE TIP BOOK NUMBER THREE!**

20 PAGES of new tips, tricks & shortcuts—Boss Formatting, Copy Mappers, "Pro" examining the Reset Key, & much more. Plus understandable explanations of how each U City Program works—One of the best Apple learning tools on the market today!

ALL IN ONE DISK!  
**\$29.50**  
 (plus shipping)  
 Utility City on Applesoft Disk  
 40-page Beagle Bros Apple Tip Book # 3  
 Apple PEEKS, POKES & POINTERS Chart

## alpha plot

Hi-Res Apple Graphics/Text Utility by Bert Kersey & Jack Cassidy 48K REQUIRED

**HI-RES DRAWING:** Create hi-res pictures & charts, appendable to your programs. Keyboard or Paddle control. Optional Xorway Cursor (see lines before you draw!); Any color mix or REVERSE (opposite of background); Ordes, Boxes & Ellipses, filled or not. Bonus Programs too—SCRUNCHER stores hires in as little as 1/3 normal disk space. SHIFTER transfers any portion of the hires screen. Also superimpose hires images and convert hires to Lo-Res & back for fascinating abstracts!

**HI-RES TEXT:** Beautiful upper & lower case with Descenders; color or reverse; positionable anywhere (NOT restricted by Hats & Vals); Professional looking PROPORTIONAL SPACING! Adjustable Type Size, Leading (line spacing) & Kerning (letter spacing). Multi-directional typing; up, down, even backwards!

**PLUS . . . APPLE TIP BOOK NUMBER FOUR!**

40 PAGES of tips for making the most of your Apple's advanced graphics capabilities. Alpha instructions, plus shade table tips, new filling & color tricks and fascinating animation experiments!

ALL IN ONE DISK!  
**\$39.50**  
 (plus shipping)  
 Alpha Plot on Applesoft Disk  
 40-page Beagle Bros Apple Tip Book # 4  
 Apple PEEKS, POKES & POINTERS Chart



## Beagle Bros MICRO SOFTWARE

4315 Sierra Vista San Diego, CA 92103 714-296-6400

WITH EACH ORDER, YOU WILL RECEIVE . . .

- Dos Boss, Utility City or Alpha Plot on Applesoft Disk
- A 40-page Apple Tip Book (each order different)
- An 11x17 Apple PEEKS, POKES & POINTERS Chart

## dos boss DISK COMMAND EDITOR

by Bert Kersey & Jack Cassidy

A classic utility you will ENJOY! Rename Commands: "Catalog" can be "Cat," etc. Save-Protect your programs; Unauthorized copy attempts produce "Not Copyable" message; 1-Key Program Selection from catalogs (extremely handy!); Catalog Customizer—Change Disk Volume message to your like; Omit or alter file codes; Catalog by file type, etc. Rewrite Error Messages—"Syntax Error" can be "Oops!" or anything you want!

All of Dos Boss's change features may be appended to your programs, so that anyone using your disks on any Apple (booted or not) will be formatting DOS the way you designed it!

**PLUS . . . APPLE TIP BOOK NUMBER TWO!**  
 With valuable DOS information, Poking Around in DOS, Making Programs Uninstallable, "Two-Sided Disk Ops," Care of Your Drives, "Creative Peeking & Poking," "3.2 vs 3.3," etc.

ONLY **\$24.**  
 (plus shipping)  
 Dos Boss on Applesoft Disk  
 40-page Beagle Bros Apple Tip Book # 2  
 Apple PEEKS, POKES & POINTERS Chart  
 MINIMUM 32K REQUIRED



Ask around about Beagle Bros Software. Our programs are practical, friendly & user-oriented, and always come with an amazing amount of documentation & juicy Apple information. If your dealer doesn't have our stuff, get on his case about it, or order directly from us. We ship all disks & books WITHIN 48 HOURS.

## NEW Apple Utility Disks!

With Free PEEKS & POKES Wall Chart!



**BONUS WITH EACH DISK!**  
 POKE your Apple all night long with this handy 11 X 17 reference poster! The most useable PEEKS, POKES, POINTERS & CALLS scrounged up from every source imaginable! A great companion to our original Apple Command Chart.

**24 hour TOLL FREE order Desk:**  
 MasterCard, VISA or COD orders, call:  
 Nationwide: **800-854-2003 ext. 827**  
 California: **800-522-1500 ext. 827**  
 Alaska/Hawaii: **800-854-2622 ext. 827**  
 (Orders only please. Questions, phone 714-296-6400. COD orders, add \$3.)

Or order by mail (use this coupon or separate sheet)

RUSH! The disks checked below  
 Plus The Tip Book and PEEKS & POKES Chart!

UTILITY CITY (\$31)  
 ALPHA PLOT (\$41)  
 DOS BOSS (\$25.50)  
 (Prices include First Class Shipping; Calif. residents add 6%.)

Specify:  3.2  3.3

NAMES= \_\_\_\_\_  
 ADDR= \_\_\_\_\_  
 CITY= \_\_\_\_\_ ZIP= \_\_\_\_\_

VISA/MasterCard: Include Account No. & Expiration Date.

Mail U.S. check, money order or Visa/MC Numbers to: **BEAGLE BROS, Dept. T**  
**4315 Sierra Vista,**  
**San Diego, CA 92103**  
 Telephone (714) 296-6400.

Please add \$4.50 for shipping outside US or Canada. COD orders, add \$3. California residents, add 6%.

# Amper-Magic™

by Bob Nacon

**MACHINE LANGUAGE SPEED  
WHERE IT COUNTS...  
IN YOUR PROGRAM!**

*For the first time, Amper-Magic makes it easy for people who don't know machine language to use its power! Now you can attach slick, finished machine language routines to your Applesoft programs in seconds! And interface them by name, not by address!*

You simply give each routine a name of your choice, perform the append procedure once at about 15 seconds per routine, and the machine language becomes a permanent part of your BASIC program. (Of course, you can remove it if you want to.)

Up to 255 relocatable machine language routines can be attached to a BASIC program and then called by name. We supply some 20 routines on this disk. More can be entered from magazines. And more library disks are in the works.

These routines and more can be attached and accessed easily. For example, to allow the typing of commas and colons in a response (not normally allowed in Applesoft), you just attach the Input Anything routine and put this line in your program:

```
xxx PRINT "PLEASE ENTER THE DATE. "; : & INPUT,DATES
```

**&-MAGIC makes it Easy to be Fast & Flexible!**

PRICE: \$75

**aurora systems, inc.**

2040 E. Washington Ave.

Madison, WI 53704

608-249-5875

For reliability, Aurora Systems uses MAXELL diskettes only.

&-Magic and Amper-Magic are trademarks of Aurora Systems, Inc.  
Applesoft is a trademark of Apple Computer, Inc.

Some routines on this disk are:

- Binary file info
- Delete array
- Disassemble memory
- Dump variables
- Find substring
- Get 2-byte values
- Gosub to variable
- Goto to variable
- Hex memory dump
- Input anything
- Move memory
- Multiple poke decimal
- Multiple poke hex
- Print w/o word break
- Restore special data
- Speed up Applesoft
- Speed restore
- Store 2-byte values
- Swap variables



# Disk Library®

## The Software Management System

**Disk Library** is an elegant, user-oriented system for creating and maintaining a thorough, cross-referenced Index of all your disk-based programs and data files. It provides for **Automatic** entry into your Library file of the full catalog of any Apple\* diskette. Disks formatted under other operating systems (such as Pascal and CP/M\*) are easily entered from the keyboard. Written entirely in machine code, **Disk Library's** operation is both smooth and swift.

### EASY TO OPERATE:

- Menu-driven • User-definable prompt defaults
- Single keystroke operation • Full featured **Editing**
- Super fast **Sorts** (1200 items in 4 sec.!)
- Works with all disks created under DOS 3.1, 3.2 and 3.3
- User definable **Program Types** (e.g., Business, Game, Utility) of up to 15 characters each can be assigned to each program entry with single keystroke or via block actions.
- On-screen and printed **Summaries**, by File Type (Inter, Applesoft, Binary, Text) and by Program Type.
- **Block Actions** (global editing/deleting)
- Instant **Searches**. . . find any item in 1/3 sec.
- **Append** new files to existing ones, in memory or on disk
- **Unique Feature:** User can redefine the Disk Volume Number displayed by the DOS Catalog Command
- Assign a unique Identifier and Title to each disk in your library
- Printed **Reports** are formatted for easy readability

### EASY TO LEARN:

- The 75 page, professionally prepared User's Guide is oriented to the needs of beginners and experts
- Incl.: Tutorials, Reference and Applications Sections, and Index

### EASY TO ORDER:

Use your Visa or MasterCard  
ANYDAY, ANYTIME



**TOLL FREE: 1-800-331-1750** (For orders only)

Ask for operator 948, Dept. 400

(In Okla.): 1-800-722-3600 Operator 948

Or send check or money order to:  
Florida residents add 4% sales tax

**MODULAR  
MEDIA**

**PRICE: \$39.95** (Special Introductory offer: until Feb. 28, 1982) **\$49.95** (Regular Price)


#### WHAT YOU NEED:

- A 48K Apple II or II+ with DOS 3.3
- A desire to get organized!



11060 Paradelo St., Miami, FL 33156 (305) 661-7310  
*Developers/Publishers of Innovative Software*

\* Apple, Apple II and Apple II+ are registered trademarks of Apple Computer, Inc.  
CP/M is a registered trademark of Digital Research, Inc.



# SENSIBLE SOFTWARE

## *The Utility People*

**Making Life With the Apple II A Bit Easier**

### **DISK RECOVERY "THE SCANNER"**

**48K + , Disk II  
Apple II / Apple II +**

**\$30.00**

Are you plagued with disk I/O errors?

Does the integrity and safety of your data concern you?

This program is a must for all Disk II owners!!

Just as "Apple Pascal" provides a "BAD BLOCK SCAN", DISK RECOVERY will do a complete scan of your diskettes' recording surfaces. Damaged areas will be "marked" as used in the disk directory so that no attempts will be made to "WRITE" to a bad sector. The VTOC is completely rebuilt to accurately reflect BAD, USED, and FREE SECTORS, further insuring the integrity of the diskette. A complete report is generated advising the user of all corrections BEFORE the object disk is altered. A resulting "DISK MAP" is presented for your review. Flexibility of the program allows evaluation of NEWLY INITIALIZED DISKETTES as well as DISKETTES THAT ALREADY CONTAIN PROGRAMS AND/OR DATA! The SPEED of analysis is unsurpassed - only 18 seconds for a 16 sector diskette! DISK RECOVERY is supplied in the revolutionary QUICKLOADER format which allows easy reconfiguring to make it fully compatible with 13 sector and 16 sector diskettes as well as your SUPER-TEXT data diskettes! TREAT YOURSELF TO PEACE OF MIND KNOWING THAT YOUR PROGRAMS AND DATA ARE SECURE WITH DISK RECOVERY.

### **SUPER DISK COPY III \$30.00**

48K & DISK II required, APPLE II or APPLE II PLUS

Practically a "mini-DOS" in itself, SUPER DISK COPY III has become the standard for APPLE disk utilities. SDC is a menu-driven program that allows manipulation of all types of files under DOS 3.1, 3.2, and 3.3. SDC is the only disk utility available for the APPLE that combines these features: 1) COPY single files (Integer, Applesoft, Binary, or Text), 2) COPY DOS, 3) COPY entire disk, 4) UNDELETE deleted files, 5) Optional "INIT" of copy disk, 6) REPLACE illegal characters in filenames, 7) FIX filesizes, 8) Use of DOS and directory sectors for up to 13 K additional storage, 9) ALPHABETIZE filenames in diskette catalog, 10) LOCK or UNLOCK files, 11) PLOT of disk usage, and 12) Optional rearrangement of files so that they occupy contiguous sectors for improved access times. SDC III now supports the APPLE wildcard character "\*" in file specifications. SDC III makes the conversion to DOS 3.3 less painful (than MUFFIN) and also allows files to be transferred back to DOS 3.2 since both 13 and 16 sectored disks can be accessed at the same time.

### **MULTI-DISK CATALOG III \$25.00**

48K and DISK II drive required, APPLE II or APPLE II PLUS

MDC is a very fast, machine-language database program designed specifically for keeping track of the contents of your APPLE diskette library. MDC III requires only seconds to read FILENAMES, FILETYPES, FILESIZES, number of free sectors remaining on diskette, and actual volume number from each of your diskettes. Both sides of a diskette can be loaded and assigned to the same DISK ID#. MDC III supports use of a two-character CLASSIFICATION field that can be used to group games, utilities, and other types of related files together. MDC III supports a fast Shell-Metzner sort on any of the five database fields. A unique "LIST MASK" provides a powerful search capability for interrogating the database for specific information. A "FLIP DOS" command allows MDC III to read directories from DOS 3.1, 3.2, and 3.3 disks and to store the resulting database on either a 13 or 16 sectored disk.



#### **SENSIBLE SOFTWARE**

6619 Perham Drive Dept MO  
West Bloomfield, Michigan 48033  
313-399-8877

For a complete catalog, send \$1.00, refundable with your first purchase.  
Visa and MasterCard welcome.

Please add \$1.25 postage and handling per diskette.  
APPLE is a registered trademark of APPLE Computer Company

BMC • CENTRONIC • NEC • HAZELTINE • AMPEX • VERBATIM • HITACHI • HAYDEN • CANON • NOVAION • D.C. HAYS MICROCOMPUTERS • PAPER TIGER • GTE • PERSONAL SOFTWARE

HP • D.C. HAYS MICROCOMPUTERS • PAPER TIGER • GTE • DIABLO • BMC • CENTRONIC • NEC • HAZELTINE • MEMOREX • AMPEX • PERSONAL SOFTWARE • XEROX • DIABLO

# MICRO

BUSINESS WORLD INC.  
Information Line (213) 996-2252  
TOLL FREE MAIL ORDER LINES  
(800) 423-5886 Outside Calif.

## COMPUTERS

	List	Our Price	SAVE
Apple II-16K	\$1200.00	\$999.00	\$331.00
Apple II-32K	1430.00		
Apple II-48K	1530.00	<b>SPECIAL CALL</b>	
Apple II-64K	1725.00		
Apple III 128-K	3915.00	2897.00	918.00

<b>ALTOS 8CS 6000-15</b>	590.00	4450.00	1540.00
<b>SHARP-64K Z80 FULL KBD YX-3200</b>			<b>CALL</b>
<b>NEC PC 8001</b>	1295.00	1050.00	245.00

### ATARI PERSONAL COMPUTERS

	List	Our Price	SAVE
400 16K Bytes of Ram	595.00	337.45	257.05
800 16K Bytes of Ram	\$1080.00	739.00	332.00
410 Program Recorder	93.00	77.00	13.00
810 Disk Drive	600.00	457.00	143.00
825 Printer (80 col-Centronic 737)	999.95	769.00	230.00
820 Printer (40 col-impac)	450.00	353.00	97.00
830 Acoustic Modem	200.00	155.00	45.00
850 Interface Module	220.00	192.00	48.00
Atari VisiCalc	700.00	164.00	36.00
Atari 400-16K	595.00	327.00	304.00

### HEWLETT PACKARD

	List	Our Price	SAVE
HP-125 Microcomputer	3750.00	2990.00	760.00
HP-85 Microcomputer	3250.00	2475.00	775.00
HP-83 Microcomputer	2250.00	1777.00	473.00
16K Exp-Memory Module	295.00	255.00	40.00
Graphics Plotter 7225	2450.00	2075.00	375.00
Personality Mod for 7225	750.00	665.00	85.00
2631B impact printer	3950.00	3250.00	700.00
4-in city	150.00	125.00	25.00
Option 020 for 2631B	1000.00	1126.00	195.00
8 Drives to choose from 829025	6850.00	5500.00	1250.00
9895A 8" Dual Drive	2050.00	1478.00	374.00
HP-41 CV New 2.2 bytes mem	325.00	250.00	75.00
HP-41-C Calculator Card Reader for 41-CV.C	250.00	165.00	85.00
41-CV.C Printer for 41-CV.C	215.00	162.00	53.00
Optical Wand for 41-CV.C	385.00	289.00	101.00
Quad Ram equals 4 Mem. Mod	125.00	97.00	28.00
Memory Modules for 41C	95.00	61.00	14.00
HP-97 Programmable Printer	750.00	595.00	175.00
HP-67 Programmable Calculator	375.00	295.00	80.00
HP-34C Programmable Scientific	150.00	117.00	33.00
HP-38C Programmable Bus RE	150.00	117.00	33.00
HP-32E Adv Scientific	55.00	44.00	7.00
HP-37E Business Mgmt.	75.00	57.00	16.00


We carry a large inventory of libraries, accessories and supplies.

## PRINTERS

	List	Our Price	SAVE
<b>EPSON</b>			
MX 80 FT	745.00	549.00	196.00
MX 80 IMPACT	645.00	450.00	195.00
MX 70 IMPACT	500.00	390.00	110.00
MX 100	995.00	766.00	230.00
<b>APPLE SILENTTYPE</b>	645.00	299.00	346.00
<b>ANADIX 9601</b>	1650.00	1299.00	351.00
<b>NEC</b>			
5510	3195.00	2445.00	750.00
5515	3295.00	2545.00	750.00
3510	2495.00	1795.00	700.00
3515	2545.00	1849.00	696.00
<b>OKIDATA</b>			
MICROLINE 80	545.00	395.00	150.00
MICROLINE 82	649.00	549.00	100.00
MICROLINE 83	1050.00	769.00	281.00
<b>PAPER TIGER</b>			
4452 with Graphics	795.00	695.00	100.00
450C with Graphics	1,394.00	899.00	495.00
560G New full size	1,495.00	1,139.00	356.00
<b>DIABLO (LETTER QUALITY)</b>			
630 R102 of-directional tractor	2,965.00	2,350.00	615.00
1640K109 keyboard tractor	4,030.00	2,899.00	1,100.00
630 RO Receive Only	2,710.00	2,250.00	460.00
1650K 136 keyboard tractor	4,000.00	3,100.00	900.00

## SPECIAL OF THE MONTH

APPLE II PLUS 48K W/16K EXPANSION BOARD = **64K**



**Our price \$1199.00**

List price \$1780.00  
Our price \$1199.00  
**Save \$581.00**

## APPLE II STUDENT SYSTEM

- Apple II Plus System-48K RAM
  - Disk II Floppy Disk & Interface (DOS 3.3)
  - 12" Grn. Phr. Video Monitor
- SAVE \$655**  
Our Price **\$1795**  
List \$2450.00

## MONITORS

	List	Our Price	SAVE
NEC Grn Phs 12"	\$285.00	239.99	\$44.00
BMC Green Phs 12"	275.00	229.00	46.00
Zenith 12"	159.00	119.00	30.00

## SANYO MONITORS

High Resolution, Number 1 seller

	List	Our Price	SAVE
13" Color (new) High quality	\$550.00	388.00	\$162.00
12" Green Phosphorus	360.00	240.00	120.00
12" Black & White	340.00	217.00	123.00
15" Black & White	370.00	235.00	135.00
9" Black & White	235.00	145.00	90.00

## DISKETTES

SOLD IN BOXES OF 10 (Min. Purchase)  
**BUY \$100 of the Following Diskettes**

	List	Our Price	SAVE
<b>DYSAN</b>			
10414 5" SOFT SECTOR	6.00	3.99	2.01
10410 " DBL DEN. SOFT SEC.	6.40	4.60	1.80
3740:1 8" SOFT SECTOR	7.25	4.75	2.50
3740:10 8" DBL DEN. SOFT SECTOR	10.75	6.90	3.85
<b>MAXELL</b>			
MD 1 5" SOFT SEC. TORI/DBL DEN	5.00	4.00	1.00
MD 2 " SOFT SECTOR/DBL SIDE/DBL DEN	7.00	4.90	2.10
FD-1 5" SOFT SEC./DBL DEN	6.50	4.50	2.00
FD-2 5" SOFT SEC./DBL SIDE/DBL DEN	8.50	5.95	2.55

## TERMINALS

	List	Our Price	SAVE
910	699.00	599.00	100.00
912C	950.00	699.00	251.00
920C	995.00	795.00	200.00
950C	1,195.00	949.00	246.00

## DRIVES

	List	Our Price	SAVE
<b>CORVUS</b>			
5 MBYTES	3,750.00	3,050.00	700.00
10 MBYTES	5,350.00	4,449.00	901.00
20 MBYTES	6,450.00	4,450.00	1,125.00

## SOFTWARE FOR APPLE II

	List	Our Price	SAVE
Apple Fontan	\$ 200.00	\$ 147.00	\$ 53.00
DOS 3.3 (16 Sector)	60.00	45.00	15.00
Apple PILOT (16 Sector)	150.00	119.00	31.00
Apple FONTAN (requires A280006) (16 Sector)	200.00	159.00	41.00
Language System with Apple Pascal	495.00	399.00	96.00
BPI General Ledger System	395.00	319.00	76.00
BPI Inventory Package	395.00	319.00	76.00
VisiCalc	200.00	159.00	41.00
Visicalc	200.00	159.00	41.00
Desktop Plan II	200.00	159.00	41.00
Microdata Database System	150.00	119.00	31.00
Stachware DB Master	229.00	189.00	40.00
Musa SuperText II	150.00	119.00	31.00
Safarce Magic Window	99.00	72.00	27.00

## TEXAS INSTRUMENTS

TI 99/4A Console New Improved	950.00	385.95	564.05
10" Color Monitor High Resolution	374.95	317.95	57.00
32K Memory Module	309.95	312.95	87.00
Speech Synthesizer	140.95	127.95	22.00
Disk Memory Drive	499.95	390.95	109.00
RF Modulator	49.95	42.50	7.45
Telephone Coupler (Modem)	224.95	185.95	39.00
Printer (Solid State)	399.95	316.95	84.00

## MODEMS

NOVAION CAT MODEM	180.95	140.00	40.95
NOVAION D-CAT	199.00	150.00	49.00
NOVAION APPLE-CAT	349.00	310.00	39.00
HAYES MICROMODEM	379.00	295.00	84.00
HAYES SMARTMODEM	279.00	239.00	40.00

## CALCULATORS

<b>CASIO</b>			
FX-10	49.95	39.00	10.95
FX-12	54.95	42.00	12.95
FX-100	70.95	59.00	20.95
FX-1210	129.95	99.00	30.95
FX-20	29.95	23.00	6.95
FX-785	12.95	10.00	2.95
FX-3165	12.95	10.00	2.95
FX-88 Scientific	29.95	23.00	6.95
FX-81 Scientific	17.00	14.00	2.95
FX-360DP Scientific	39.95	29.95	10.00
FX-602P "Computer Talk" 88 Memories Pio gramming Upper & Lower Case Dot Matrix	129.95	99.00	30.95
FX-702P Solves Problems with Algebra-Numeric Clearly, uses Basic Language	199.95	159.00	40.95

## TELE. ANSW. DEVICES

<b>PHONE MATE</b>			
900	119.95	86.00	33.95
905 Remote	109.95	144.00	55.95
910	159.95	115.00	44.95
920	199.95	144.00	55.95
925 Remote	239.95	173.00	66.95
930 Remote	299.95	216.00	83.95
950 Remote	339.95	245.00	94.95
960 Remote	399.95	288.00	111.95

**1 Year Extended WARRANTY**

**\$99.00 INSURE**

WINGS ERVAC FLECTION VISION

**MICRO BUSINESS WORLD MAIL ORDER WAREHOUSE**

18720 Oxnard, #10B Tarzana, CA 91356

OUTSIDE CA CALL TOLL FREE 1 (800) 423-5886 IN CA (213) 996-2252

NAME: \_\_\_\_\_ TITLE: \_\_\_\_\_  
 COMPANY: \_\_\_\_\_  
 ADDRESS: \_\_\_\_\_  
 CITY: \_\_\_\_\_ STATE: \_\_\_\_\_ ZIP: \_\_\_\_\_  
 PHONE: \_\_\_\_\_

SEND TO: \_\_\_\_\_  
 NAME: \_\_\_\_\_ TITLE: \_\_\_\_\_  
 COMPANY: \_\_\_\_\_  
 ADDRESS: \_\_\_\_\_  
 CITY: \_\_\_\_\_ STATE: \_\_\_\_\_ ZIP: \_\_\_\_\_  
 PHONE: \_\_\_\_\_

TERMS:  CASH/DEBIT CARD (ALLOW 2 WEEKS CLEARANCE FOR CHECKS)  
 CREDIT CARD  
 BANK WIRE TRANSFER

Signature: \_\_\_\_\_

We reserve the right to correct typographical errors. This ad supersedes all previous ads.



# Life in FORTH and BASIC

**This version of LIFE, written in FORTH, also includes a BASIC program written to use the same logic. The reader can compare the two languages and learn something about FORTH by looking at the comparable BASIC code.**

---

Nicholas J. Vrtis  
5863 Pinetree S.E.  
Kentwood, Michigan 49508

---

I have had FORTH running on my SYM for a couple of months, but I hadn't done much with it. I decided I needed a simple project to test my newly acquired FORTH skills. John Conway's *Game of Life* seemed like a good candidate, since it was one of the first assembler programs I wrote when I got my SYM.

Before discussing the programs, I would like to state that I am not a FORTH expert. I do like the language, but I do most of my programming in assembler for a number of reasons. One of the main reasons is that even my stripped down version of FORTH takes 6K and on an 8K system that doesn't leave much room. I do have BASIC on my SYM, but if I had to choose to have only one additional language on my machine besides assembler, it would be FORTH. So much for a disclaimer.

Most articles don't specify boundary conditions. If you have a 16-row by 32-column 'universe,' what is the status of the cell adjacent to column 32 (i.e. column 33)? I chose to make a donut of my universe. That is, the top

and bottom rows are logically adjacent, and the left and right columns are also logically adjacent. This involves a few extra checks when counting neighbors, but keeps 'life forms' from falling off the end of the universe.

Most of this description will be on the workings of the FORTH version of the program. However, the BASIC version is included for comparison, since it is logically the same program, and most people are familiar with BASIC. I will include a short paragraph at the end to comment on the differences.

If you look at the listing, you can see that the word LIFE is not defined until two-thirds of the way through the listing. This is because FORTH requires that a word be previously defined before it can be referenced. The first two-thirds of the program define all the words to be used, so that by the time we get around to programming LIFE, all we are doing is putting together routines that FORTH already knows about.

Theoretically, the routines are also tested. In fact, FORTH encourages this two ways. The first way makes it very easy to test out a new subroutine. FORTH has the equivalent of BASIC's direct mode, plus a little. With FORTH, you can define a new piece of code, and still have values in variables and on the stack remain unchanged. Additionally, since the FORTH stack is the major input and output to a word, it is easy to force values onto the stack, use the word, and print the values left on the stack.

FORTH makes it difficult to change a word, therefore you are encouraged to test new words. In order to change a

word and not waste memory, you have to "forget" the old version, and then define the new. The catch is that when you forget a word, you also forget everything following it! So, in addition to re-defining the word in error, you have to re-define all the others. I guess that would be tolerable if there weren't too many, and you had a disk system, but with a cassette-based system like I have, you wouldn't want to do that often.

## The Program

The first few lines define basic parameters of the universe. #/L defines the number of cells per line, and #R defines the number of rows. R\*C (rows times columns) defines the total number of cells in the universe. The next two lines reserve space for the universe. FORTH does not have a DIM word, so I defined a variable called GEN-0 (while reserving two bytes for it), and then told FORTH to ALLOT two bytes less than the size of the universe immediately following the space for the GEN-0 value. This means that GEN-0 will return the address of an "array" the size of the universe.

FORTH syntax requires that a variable be defined with an initial value, which is what the 0 in front of the VARIABLE GEN-0 does. The variable IDX is defined to hold the current pointer address into GEN-0 during each generation.

The word CLEAR initializes the universe to zeros (dead cells). It is a simple DO loop, equivalent to the BASIC:

```
FOR I=0 TO R*C: GEN0(I)=0:  
NEXT: RETURN
```

PRINT is used to print a copy of the current universe, using spaces for dead cells, and asterisks for living ones. It is

a little more complicated than before. PRINT is set up with nested DO loops. It also shows one of the weak areas of FORTH. There is provision for getting to the value of the innermost DO loop only. The word "I" returns this value, but there is no easy way to get at the index for the outer loop. It must be stored somewhere in the outer loop before starting the inner DO. In the case of PRINT, I put it on top of the FORTH stack.

SET is used to put a value into a particular cell in the universe. FORTH does not handle characters on the stack easily, so the input value is either a two or zero. Note that FORTH does not do subscript checking, nor does SET, so it is possible to overlay the wrong area. BASIC does subscript checking automatically, so it is possible to put the checking in SET.

Another thing to note about SET is the comment on the line starting with ":", ( V R C --- ). In FORTH it is important, but difficult, to keep track of the stack. I use comments to keep score. The bottom (least accessible) is on the left, and the top on the right. The dashes indicate the use of the word. Any values to the right of the dashes indicate what the stack has after return from the word.

In the case of SET, the top value on the stack is the column to store to, then comes the row, and finally, the value to put there. Also, the comments indicate that the three input values are removed from the stack, and nothing is returned on the stack. When testing a new FORTH word, I always make sure to print the current stack pointer (with SP@ .) before and after the word.

The next word defined is ADD. Its purpose is to check the status of the cell defined by the row and column on the stack, and add to the count of live neighbors if the cell is alive. It has to go through a few gyrations to get the right values on top of the stack.

This is one of the problems with passing parameters on the stack. The third one down is messy to get at, and anything deeper than that is tricky. You also may have the same problem I did with ADD, and may want to get it back where it was.

LIFE is an educational game, invented by John Conway and popularized by Martin Gardner in his "Mathematical Games" column in *Scientific American*. It roughly simulates the processes of reproduction, and death from either overcrowding or isolation. However, the game is really more of a mathematical curiosity, driving thousands of LIFE addicts to distraction.


It takes a pencil, pad of graph paper, and lots of time, or a computer program (and lots of paper) to determine the results of each generation. MICRO has published several microcomputer versions of LIFE, including:

- LIFE for Your PET (MICRO 5)
- LIFE for Your Apple (MICRO 8)
- LIFE for the KIM-1 and an Extended Keyboard Monitor (MICRO 9)
- LIFESAVER (MICRO 11)
- A Better LIFE for Your Apple (MICRO 15)
- LIFE in the Fast Lane (MICRO 16)
- A 60 x 80 LIFE for the PET (MICRO 19)
- One Dimensional LIFE on the AIM 65 (MICRO 33)

The basic unit of LIFE is a "cell," which lives, dies, and reproduces based on its position relative to other cells. At the beginning of the game, a pattern of cells is entered and the next generation is calculated using the following rules:

1. A cell with two or three neighbors will survive.
2. An unoccupied position with exactly three neighbors will generate a new cell (reproduction).
3. Cells with zero or one neighbor die from isolation, and cells with four or more neighbors die from overcrowding.

Using the oscillating pattern called "traffic lights" as an example, we see that two new cells are created perpendicular to the original line of cells (circles). The end cells die and the center cell remains alive. The corner positions have only two neighbors and remain unoccupied.



Terms such as oscillator, glider, and gun are used to describe the properties of various patterns. For more information consult one of the articles above, or one of the many *Scientific American* columns.

The words B1C (back 1 column), F1C (forward 1 column), D1R (down 1 row), and U1R (up 1 row) are used to count the live cells next to the current cell of interest. Each routine (1) adjusts the appropriate row or column value, (2) checks to make sure it is not out of range, (3) adjusts it if it is, and (4) calls ADD which will increment the neighbor count if necessary.

Those are the last of the new words needed to get LIFE running. All that remains is to put them together to get the desired results. Actually, as you can see, there is still quite a bit of putting

together left to do. LIFE is a big DO loop that is performed for the requested number of generations.

Within the outer generation loop are two inner loops, basically the row loop, and the column loop. The program walks around the cell of interest and counts the living neighbors. What follows is an IF statement which will delight structured programming buffs, [but which I personally dislike]. The IF statement makes use of the fact that FORTH uses the top value on the stack to decide whether the statement is true or not.

## LIFE FORTH Listing

```

BLK #1
10 CONSTANT #/L
10 CONSTANT #R
#R #/L * CONSTANT #R*C
@ VARIABLE GEN-0
R#C 2 - ALL0T
@ VARIABLE IDX
BLK #2
< CLEAR THE BOARD >
: CLEAR
R#C GEN-0 + GEN-0 DO
  @ I C!
LOOP ;
BLK #3
< PRINT THE BOARD >
: PRINT
#R @ DO < FOR EACH ROW >
  I
  #/L @ DO < FOR COLUMNS >
    DUP < SAVE ROW >
    #/L * I + GEN-0 +
BLK #4
C@
IF < NOT ZERO >
  ." *"
ELSE
  SPACE
ENDIF
LOOP
DROP
CR
LOOP ;
BLK #5
< SET A CELL >
: SET < V R C --- >
SWAP < ROW ON TOP >
#/L * + GEN-0 +
C! ;
BLK #6
< ADD TO LIVING CELL COUNT >
: ADD < # R C --- # R C >
OVER
#/L *
OVER +
GEN-0 +
C@ < # R C V >
2 AND
IF < ALIVE >
BLK #7
ROT < R C # >
1+ < ADD TO COUNT >
ROT < C # R >
ROT < # R C >
ENDIF ;
BLK #8
< BACK 1 COLUMN >
: B1C < # R C --- # R C >
1 - DUP @C
IF < WENT BACK TOO FAR >
  #/L + < #/L-1 >
ENDIF
ADD ;
BLK #9
< FORWARD 1 COLUMN >
: F1C < # R C --- # R C >
1+ DUP #/L =
IF < PAST END OF LINE >
  DROP
  @
ENDIF
ADD ;
BLK #10
< DOWN 1 ROW >
: D1R < # R C --- # R C >
SWAP < # C R >
1 - DUP @C
IF < TOO FAR >
  #R + < #R-1 >
ENDIF
SWAP < # R C >
ADD ;

```

```

BLK #11
< UP 1 ROW >
: V1R < # R C --- # R C >
SWAP < # C R >
1+ DUP #R =
IF < PAST HIGHEST >
  DROP
  @
ENDIF
SWAP < # R C >
ADD ;
BLK #12
< LIFE - BY: NICK VRTIS >
< 1/8/81 >
< NUMBER OF ITERATIONS >
< ASSUMED TO BE ON >
< TOP OF STACK >
< >
: LIFE
BLK #13
@ DO < GENERATION LOOP >
  GEN-0 IDX !
  #R @ DO < FOR EACH ROW >
    I < ROW - >
BLK #14
  #/L @ DO < EACH COL >
    DUP < SAVE ROW >
    @ SWAP < # R C >
    B1C < BACK 1 COL >
    V1R < UP 1 ROW >
BLK #15
  F1C < FORWARD 1 COL >
  F1C < AGAIN >
  D1R < DOWN 1 ROW >
  D1R < AGAIN >
  B1C < BACK 1 COL >
  B1C < AGAIN >
BLK #16
  DROP DROP < # >
  IDX @ C@ < # V >
  SWAP < V # >
  3 - DUP < V #-3 #-3 >
  IF < NOT = 3 >
    1+ < V #-2 >
    IF < NOT = 2 OR 3 >
BLK #17
      ELSE < DEATH >
      IF < NO CHANGE >
        3
      ELSE
        @
        ENDIF
      ENDIF
      ELSE
        DROP 1+ < BIRTH >
      ENDIF
BLK #18
  IDX @ C! < NEW VALUE >
  1 IDX +! < NEW INDEX >
  LOOP
  DROP < DROP ROW >
  LOOP
BLK #19
  < MOVE NEW GEN BACK >
  GEN-0 #R*C + GEN-0 DO
  I C@ < GET BOTH VALUES >
  1 AND < KEEP NEW ONLY >
  IF < ALIVE >
BLK #20
    2
  ELSE
    @ < DEAD >
  ENDIF
  I C! < STORE NEW VALUE >
  LOOP
  PRINT < SHOW THIS GEN >
  CR
  LOOP ;
BLK #21
-30- < THE END ..... >

```

## LIFE BASIC Listing

```

1 REM BASIC LIFE
2 REM N. VRTIS - 1/10/81
3 GOTO 8010
10 REM ADD TO COUNT
20 IF G$(R * Q + C) AND T
  TEEN N = N + W
30 RETURN
100 REM BACK 1 COLUMN
110 C = C - W: IF C < Z THEN C = Q - W
120 GOTO 20
200 REM UP 1 ROW
210 R = R + W: IF R = P THEN R = Z
220 GOTO 20
300 REM FORWARD 1 COLUMN
310 C = C + W: IF C = Q THEN C = Z
320 GOTO 20
400 REM DOWN 1 ROW
410 R = R - W: IF R < Z THEN R = P - W
420 GOTO 20
500 REM PRINT THE BOARD
510 FOR R = 0 TO P - 1
  : FOR C = 0 TO Q - 1
520 I = R * Q + C: IF G$(I) THEN
  PRINT " ";: GOTO 540
530 PRINT " ";
540 NEXT : PRINT : NEXT
550 RETURN
1000 REM START EACH GENERATION
1010 FOR Y = 1 TO X
1015 L = Z
1020 FOR I = 0 TO P - 1
  : FOR J = 0 TO Q - 1
1030 N = Z: R = I: C = J
1040 GOSUB 110
1050 GOSUB 210
1060 GOSUB 310
1070 GOSUB 410
1080 GOSUB 410
1090 GOSUB 410
1100 GOSUB 110
1110 GOSUB 110
1120 H = G$(L)
1130 IF N = E THEN H = H + W
  : GOTO 1160
1140 IF N < T THEN GOTO 1160
1150 IF H THEN H = E
1160 G$(L) = H
1170 L = L + W
1180 NEXT : NEXT
1200 FOR I = 0 TO PQ
1210 IF G$(I) AND W THEN G$(I) = T
  : GOTO 1230
1220 G$(I) = Z
1230 NEXT
1240 GOSUB 510
1300 NEXT
1310 END
8000 REM INITIALIZATION
8010 W = 1: R = 0: C = 0: Z = 0: T = 2
8020 P = 10: Q = 10
8030 PQ = P * Q
8040 DIM G$(PQ)
8050 E = 3: H = 0: L = 0: I = 0: J = 0
8060 FOR I = 2 TO PQ: G$(I) = Z: NEXT
8080 INPUT "V,R,C?"; I,R,C
8090 IF I < Z GOTO 8200
8100 G$(R * Q + C) = I
8110 GOTO 8080
8200 INPUT "GENS?"; X
8210 GOSUB 510
8220 GOTO 1010

```

If the value is zero, it is considered false, and the ELSE part is performed. If it is anything else, it is considered true and the statements after the IF are executed. The end result is a number left on top of the stack with the low bit set for the next generation. The second bit is left the way it was to start.

After taking care of births and deaths for every cell in the universe, the new generation is moved over to take the place of the old, and PRINT is used to show the resulting pattern. Finally, the whole process is repeated if more generations are requested.

Before I go into a discussion of the BASIC version, I would like to point out a few differences between my implementation of FORTH and fig-FORTH. FORTH is really designed to run on at least a 16K system, preferably with diskettes. Unfortunately, I only have an 8K cassette-based SYM. In order to make it fit, I had to remove some of the standard FORTH code, primarily the double integer arithmetic, which is not needed for LIFE anyway.

I also had to change the basic unit of input. Fig-FORTH is designed around a 16-line by 64-character "screen." I only had room for a 128-byte input buffer, and a 128-byte output buffer, if I wanted any room left for programs. Even then I had to put the output buffer on page one.

In order to minimize cassette I/O, I use variable length lines, and put as many as I can into a cassette block, so the listing you see is by blocks, while real FORTH would list by screens. I also compress spaces when putting lines to the buffer, but that is not obvious in the listing, since I put them back on output.

Finally, in fig-FORTH, the word "-->" is used to force compilation to continue from one screen to the next. In mine, I assume you want to continue unless specifically stopped by the new word "--30--". Again, this was done to save valuable buffer space. Other than arranging the source into screens, and adding the --> to the end of each screen this version should run with any standard fig-FORTH system.

The BASIC version was not written with speed as the major criterion. It was mainly written to be comparable to the FORTH code. Where possible, I did make some attempts to speed the BASIC. For example, I used variables

instead of constants in lines where they are used frequently, to avoid the conversion overhead. There are also some things which I chose not to do which would have speeded it up. For example, I left in the REM statements for readability, but they can easily be removed, since I did not refer to them in any GOTOs or GOSUBs. Also, I started each routine on an even 100-numbered line. This makes it a little easier to separate the different sections. For speed, it would have been better to start with the line number 1, and increment by 1, to keep the line numbers as small as possible. This would cut down on the source size, and also the amount of time to convert from characters to internal line numbers in GOTO and GOSUB statements.

There are some basic differences between the two languages, which make exact translation impossible. The FORTH version uses only a single byte for each cell, but the minimum in BASIC is two bytes for an integer variable. I could have used PEEK and POKE to cut it down to one byte, but that would have involved setting memory size, and make things harder to understand.

BASIC doesn't have the IF...THEN...ELSE structure that FORTH has, so I used GOTOs to finish the THEN portion, and the normal statement flow is the ELSE portion. Also, at the end of the BASIC versions of Back 1 column, etc., I used a GOTO to get to the ADD routine and returned from there. To be more faithful to the FORTH version, I should have used a GOSUB and a RETURN, but I just could not bring myself to write code that inefficiently.

You should also note that both FORTH and BASIC consider a zero result in an IF statement to be false (i.e., a non-zero value causes the THEN portion to be executed). Most of the BASIC and the FORTH version IF statements are coded the same, but I had to reverse the logic in the section which determines what the value of the next generation of a cell will be (lines 1130 to 1160 in the BASIC version). FORTH uses a compound IF structure which is not available in BASIC. For the FORTH version, the ELSE portion of that big IF statement is equivalent to the THEN part of the BASIC version. I'll let you decide which is easier to understand.

Finally, some speed and size comparisons. Excluding the compiler, the FORTH version takes 614 bytes for a 10 x 10 universe, and goes through four

generations in 15.4 seconds (running on a 4800 baud CRT). The BASIC version takes 1318 bytes for the same size universe, and runs four generations in 78.8 seconds. Both were run with the same starting pattern. The FORTH version took me longer to write, but it was also one of my first FORTH programs, so the comparison is not valid. My biggest problem was learning to write GOTOless code!

I will copy my version of FORTH to a cassette that you supply for \$5.00 to cover my time and postage. You will still need the fig-FORTH installation manual available from the FORTH Interest Group, P.O. Box 1105, San Carlos, CA 94070. It was \$10.00 last time I heard.

Nicholas Vrtis is Manager of Technical Support for Amway Corporation in Ada, Michigan. He has been in data processing since 1969. In 1978 he bought a SYM with 8K. Being a fiddler at heart, his small SYM gives him an opportunity to exercise his talents.

MICRO

**KIM \* SYM \* AIM USERS**

<b>SALES</b>	<b>SUPPORT</b>
--------------	----------------

**HDE DISK SYSTEMS**

NEW! ADC-818-16 ANALOG TO-DIGITAL CONVERTER WITH 16 CHANNEL ANALOG INPUTS!  
 \*KIM-4 BUS COMPATIBLE  
 \*8-BIT CONVERSION  
 \*80 USEC. CONVERSION  
 \*BUILT ON 4-1/2 x 6 CARD  
 \*MUX-OUT AVAIL FOR ANALOG SIGNAL CONDITIONING  
 \*BUY BUILT AND TESTED OR SAVE \$\$ AND BUY KIT  
 \*COMPLETE W/MANUAL AND CIRCUITS

ADC-818-16 (BUILT & TESTED)	\$295.00
ADC-818-16KW (KIT W/WIRE WRAP SOCKETS)	\$159.00
ADC-818-16KS (KIT W/SOLDER SOCKETS)	\$159.00

**SOFTWARE FOR ALL FODS BASED SYSTEMS:**

MAIL MANAGER	PRICE \$49.95
<b>SOFTWARE FOR HDE BASIC:</b>	
MINI-MONEY MANAGER	PRICE \$99.95
MEMO-WRITER	PRICE \$49.95
PAYROLL OFFICE	PRICE \$99.95
TAX ADVISOR	PRICE \$79.95
CLASS RECORD	PRICE \$49.95
STATISTICAL PACKAGE	PRICE \$24.95

PLEASE WRITE FOR COMPLETE DESCRIPTION

**MORE SPECIALS:**

\*CENTRONICS 739-1 PRINTER REG \$995/  
NOW \$699  
 \*CENTRONICS 704 PRINTER REG \$2495/  
NOW \$1795  
 \*2716 \$-10.95@/2 FOR 5.95@/10 FOR 8.80@

**DEALER INQUIRIES INVITED**

ADD \$3.00 FOR SHIPPING ON ORDERS UNDER \$100. FREE SHIPPING ON ORDERS OVER \$100. NEW YORK RESIDENTS ADD 7% SALES TAX.

**WESTERN NEW YORK MICROCOMPUTER INC.**



P.O. BOX 84  
EAST AMHERST, NY 14051  
716/689-7344




# chips...chips...chips...chips...chips...chips...chips...

**Limited Time: FREE Disk-O-Pro**  
 Special: You can get this Disk-O-Pro absolutely free... when you order the new Commodore 2031 single disk drive from Skyles. (See page 8.)

## Command-O or Command-O-Pro?

It's called the Command-O-Pro In Europe, Command-O In the U.S.  
 But whatever you call it, this 4K-byte ROM will provide your CBM BASIC 4.0 (4016, 4032) and 8032 computers with 20 additional commands including 10 Toolkit program editing and debugging commands and 10 additional commands for screening, formatting and disk file manipulating. (And our technical writer dug up 39 additional commands in the course of doing a 76-page manual!!)

Extends Commodore's 8032 advanced screen editing features to the ultimate. SCROLL up and down, insert or delete entire lines, delete the characters to the left or right of the cursor, select TEXT or GRAPHICS mode by size and position on your screen. And define any key to equal a sequence of up to 90 key strokes.  
 Resides in hexadecimal address \$20000, the rightmost empty socket in 4016 and 4032 or the rearmost in 8032. If space conflicts, Socket-2-ME available at a very special price.  
 Command-O from Skyles Electric Works  
 Complete with Socket-2-ME

\$75.00  
95.00

## Disk-O-Pro ROM:

25 new commands at \$75.00, that's only \$3.00 a command!

The powerful chip for all "classic" PETs. In any PET with Version III (BASIC 2.0) ROMs (### COMMODORE BASIC ###) Disk-O-Pro will give 19 software compatible disk instructions: 15 identical with the new BASIC 4.0 (or with 8032 ROMs) compatible with both old and new DOS. Plus 4 additional disk commands... including (MERGE # ) and PRINT USING, allowing program appending of strings and numbers on the PET screen or on any printer.  
 \* NOTE: Old DOS doesn't recognize 3 commands.  
 Plus softtouch key (SET) which allows you to define a key to equal a sequence of up to 80 keystrokes; SCROLL whereby all keys repeat as well as slow scrolling and extra editing features; BEEP which allows you to play music on your PET.

Completely compatible with the BASIC Programmer's Toolkit. (The chip resides in the socket at hexadecimal address \$90000, the rightmost empty socket in most PETs.) And for the owners of "classic" (or old) PETs, we do have interface boards.  
 (For those owning a BASIC 4.0 or 8032, even though the Disk-O-Pro may not be suitable, the Command-O is. We have never abandoned a PET owner.)  
 Complete with 84-page manual written by Greg Yob.  
 Disk-O-Pro from Skyles Electric Works  
 Complete with Interface Board (for "Classic" PETs)

\$75.00  
95.00

## "The PET with the new PicChip... is like home movies."

The new ROM that took Europe by storm is available only from Skyles Electric Works in the U.S. and Canada. PicChip, a ROM extension of the BASIC Version III (BASIC 2), BASIC 4.0 or BASIC 8032 Interpreter. Over 40 commands that allow you to create programs with dynamic graphics displays; plots, bar graphs, pictures; and rolling, scrolling, shifting and inverting. All instantly and easily added to your BASIC program.  
 The address for the 2000/3000 (which would require PicChip module PC2), for the 4000 (PC4) and for the 8000 (PC8) is \$A000... unless you have a Mikro, Word Pro 3 or 4, or Jinsam, which occupy that same address. In those cases, you will need the PicChip on an interface board... for the 2000/3000 series. PCB2, for the 4000, PCA4, and for the 8000, PCA8. In all cases, the Mikro or WordPro would be switchable manually using the Skyles Socket-2-ME... available at a very special price.  
 PicChip from Skyles Electric Works  
 (Please indicate PC2, PC4, PC8)  
 Complete with Socket-2-ME  
 (Please indicate PCB2, PCA4, PCA8)

\$80.00  
60.00

## The New Mikro:

Now you can program in machine language as easily as writing BASIC.  
 4K machine language assembler ROM plugs into your main board. Does all the machine language work for you; all you have to do is start laying down the code.  
 Retains all the great screen editing features of the PET... even all the Command-O or Toolkit commands. Write your own machine language code you can save. Machine language monitor saves the object code. Not as professional as the Skyles MacroTeA... not as expensive, either.

A great learning experience for those new to machine language programming but who want to master it easily. Superb 50-page manual — including brief introduction to machine language programming — included. But we also recommend several of the books in the Skyles Book Barn.  
 Skyles Mikro Machine Language Assembler  
 MK 2/3 for 2000 or 3000 Series PETs \$80.00  
 MK 4/6 for 4000 or 8000 Series PETs and CBMs 95.00  
 Complete with Socket-2-ME

Skyles Catalogue Page 1

## For PET and CBM owners only:

This is just 1 of 20 pages of the newest and biggest Skyles catalog, hot off the press.

We know you'll want this page, in its full 8½ x 10 splendor, and another 19 pages of peripherals, software and books that will make your PET or CBM computer even nicer to live with. So, if we missed sending

you your very own copy within the last few weeks, call us at **(800) 227-9998** (unless you live in California, in which case call **(415) 965-1735**.)

From Skyles Electric Works, the oldest and largest professional specialists in the business.



**Skyles Electric Works**  
 231-E S. Whisman Road  
 Mountain View, California 94041

# FORTH Resource List

AB Computers  
252 Bethlehem Pike  
Colmar, PA 18915  
(215) 822-7727  
FORTH for PET/CBM

Cap'n Software  
P.O. Box 575  
San Francisco, CA 94101  
(415) 540-0202  
FORTH for Apple II

Empirical Research Group Inc.  
P.O. Box 1176  
Milton, WA 98354  
(206) 631-4855  
For MC68000

FORTH, Inc.  
2309 Pacific Coast Hwy.  
Hermosa Beach, CA 90254  
(213) 372-8493  
General FORTH product support

FORTH Interest Group (FIG)  
P.O. Box 1105  
San Carlos, CA 94070  
(415) 962-8653  
2500 members worldwide  
FORTH Dimensions — FIG magazine  
General FORTH support

FSS  
1903 Rio Grande  
Austin, TX 78705  
(512) 477-2207  
FORTH for PET/CBM

George B. Lyons  
280 Henderson St.  
Jersey City, NJ 07302  
FORTH for Apple and others

Frank Hogg Laboratories  
130 Midtown Plaza  
Syracuse, NY 13201  
(315) 474-7856  
TRS-80 Color Computer

MicroMotion  
12077 Wilshire Blvd., #506  
Los Angeles, CA 90025  
(213) 821-4340  
FORTH 79 for Apple II, II+ and Z80

Mountain View Press  
P.O. Box 656  
Mountain View, CA 94040  
(415) 961-4103  
Apple, 6809, and others  
Manuals, guides, documentation,  
machine-readable disks

KV33 Corporation  
P.O. Box 27246  
Tucson, AZ 85726  
(602) 889-5722  
Screen editor

*This list is not meant to be comprehensive.*

MICRO

## OSI Disk Users

**Double your disk storage capacity  
Without adding disk drives**

Now you can more than double your usable floppy disk storage capacity—for a fraction of the cost of additional disk drives. Modular Systems' DiskDoubler™ is a double-density adapter that doubles the storage capacity of each disk track. The DiskDoubler plugs directly into an OSI disk interface board. No changes to hardware or software are required.

The DiskDoubler increases free user disk space from 50K to 120K for mini-floppies, from 201K to 420K for 8-inch floppies. With the DiskDoubler, each drive does the work of two. You can have more and larger programs, related files, and disk utilities on the same disk—for easier operation without constant disk changes.

Your OSI system is an investment in computing power. Get the full value from the disk hardware and software that you already own. Just write to us, and we'll send you the full story on the DiskDoubler, along with the rest of our growing family of OSI-compatible products.

™ DiskDoubler is a trademark of Modular Systems

## Modular Systems

P.O. Box 16A Oradell, NJ 07649  
201-262-0093

# OSI \*NEW\* OSI

\*\*FROM THE PRETZELLAND ARCADE\*\*

## HUMANOID DEFENDER

AS DEFENDER OF THE HUMANOID COLONIES, YOU'VE GOT TO STOP THE ALIEN LANDERS THAT ARE TRYING TO PICK UP AND MUTATE THE HUMANOIDS. IF A LANDER PICKS UP A HUMANOID, YOU HAVE TO BLAST THE LANDER, THEN CATCH THE HUMANOID IN MID-AIR AND LOWER IT SAFELY TO THE GROUND FOR A BONUS! EVERY NOW AND THEN, A RAFTER SHIP APPEARS OUT OF HYPERSPACE TO KEEP THINGS INTERESTING! WITH COLOR AND LOTS OF SOUND! BK CASSETTE.....\$9.95  
\*SPECIFY YOUR SYSTEM!\*



**ASTRO BLASTER**

ASSIGNMENT: CLEAR THE AREA OF HAZARDOUS ASTEROIDS WHICH ARE DRIFTING IN FROM DEEP SPACE, BY BLASTING THEM INTO HUBBLE. BE CAREFUL BECAUSE THE LARGE ONES SPLIT INTO MANY SMALLER ONES WHEN HIT, WHICH FLY OFF IN ALL DIRECTIONS! JUST WHEN YOU THINK YOU'VE BLASTED THEM ALL, MORE APPEAR!

\*ASTRO BLASTER\* BY JOHN WILSON IS A \*\*MACHINE CODE\*\* OSI VERSION OF ONE OF THE MOST POPULAR ARCADE GAMES OF ALL TIMES! THE ACTION IS VERY SMOOTH AND THE ASTEROIDS ARE THE BEST LOOKING EVER ON OSI - NO LITTLE CIRCLES HERE! AVAILABLE FOR BOTH CIP AND \*\*CUP\*\* PLEASE SPECIFY YOUR SYSTEM. BK CASSETTE .....\$9.95



SEND \$1.00 FOR OUR PHOTO-ILLUSTRATED CATALOG & GET A \$1.50 CREDIT ON YOUR FIRST ORDER! CASSETTES ONLY!

**Pretzelland Software**  
2005 D WHITTAKER RD.  
YPSILANTI, MI. 48197



## The BEST games are from Creative Computing Software

1978: Adventure


1979: Air Traffic Controller

1980: Super Invader

1981: Blister Ball  
and Mad Bomber

### Blister Ball

**Blister Ball** is the first completely original arcade-type game for a computer. Not a copy, not an adaptation, not a spinoff. **Blister Ball** is new—it's a new idea—better than Invaders, better than Circus, better than Asteroids, better than Galaxian. If you've played other games for hours, you'll play **Blister Ball** for days.



How does it work? Well, some mean but fun-loving aliens have produced some bouncing bombs. First they drop one and you've got to position yourself under it and zap it with your laser. If you miss, that's OK. It will bounce around, although each bounce is lower, and you have several chances to zap it. Got the hang of it? OK, here come two bouncing bombs. You zap them. Then you're faced with three, then four and five.

As they bounce longer and longer the walls begin to close in so you're faced with either zapping the bombs or being hit. Each hit knocks you a little further toward the gutter. But you can survive two hits which is usually enough to zap all the bombs.

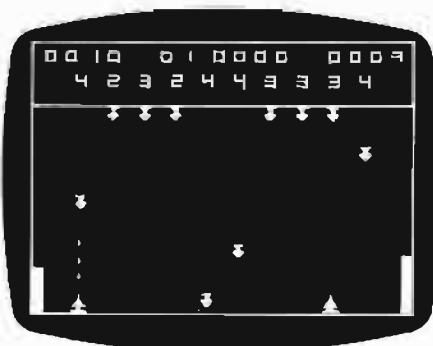
Feeling confident? Don't. Because after 5 bombs the murderous little devils drop 5 bonus bombs, worth ten times as much. These don't bounce, so you get only one shot. You need nerves of steel and the reflexes of a tail gunner.

After you complete one round, the game starts again with bombs that bounce faster and lower (and are worth more) than the previous ones.

**Blister Ball** is a fantastic solo game. But there are two-player options as well in which players can play as a team or as opponents. Each player can move the entire width of the screen and zap any of the bombs. Here, you're not only trying to survive, but trying to outscore your opponent. The game has two skill levels.

### Mad Bomber

In **Mad Bomber** you are faced with aliens in a huge ship hovering overhead. They have bomb racks which they constantly fill with bombs. Your object is to move from side to side on the ground and zap the bombs in the bomb racks or as they fall.



As the game progresses, the aliens fill up their bomb racks more quickly and the bombs fall faster. You lose after ten bombs have hit the area which you are defending.

**Mad Bomber** can be played by one player solo or by two players as a team or as opponents. Two skill levels.

### Order Today

**Blister Ball** and **Mad Bomber** are available together for \$24.95 on disk (DOS 3.2) only and require a 48K Apple with paddle controls. (We recommend using the Super Paddles from Peripherals Plus).

To order send \$24.95 plus \$2.00 shipping and handling to the address below. Credit card customers should include card number and expiration date of Visa, MasterCard or American Express card. Credit card orders may also be called in to our toll-free number in the continental U.S.

If you also wish to order a set of Super Paddles from our Peripherals Plus subsidiary, the cost is just \$39.95. The paddles are backed by a 90-day limited warranty from the manufacturer as well as Peripherals Plus' moneyback guarantee of satisfaction.

**Blister Ball** and **Mad Bomber** are colorful, challenging, fast and noisy. They are the games of the year from Sensational Software.


# creative computing

Attn: Gladys  
39 E. Hanover Avenue  
Morris Plains, NJ 07950  
Toll-free 800-431-8112  
In NJ 201-540-0445

# The Graphics Family...

**The most versatile,  
easiest-to-use  
graphics available  
for your Apple II.**

The A2-3D1/3D2 with A2-GE1 Graphics Editor package lets you put simultaneous multiple graphic images on your screen . . . where *you* want, the size *you* want, in *your* choice of orientation, complete with upper and lower case text. Because the most important part of your computer system is *you*. \$119.85



## subLOGIC

Communications Corp.  
713 Edgebrook Drive  
Champaign, IL 61820  
(217) 359-8482  
Telex: 206995

"Apple" is the registered trademark of Apple Computer Inc.



**EDITRIX + GRAPHTRIX = THE MOST POWERFUL WORD PROCESSOR  
THIS SIDE OF A NEWSPAPER COMPOSITION ROOM**

### EDITRIX™ TEXT EDITOR

#### EASY TO USE

- HELPF Key
- Friendly, COMPLETE instructions that you or your secretary can understand
- Easy to remember 1 or 2 keystroke commands.
- See your document formatted on the screen AS YOU EDIT IT.

#### POWERFUL

- 250 Column Horizontal Scrolling.
- Automatic Graphic Insertion and Formatting
- Automatic Footnote Insertion
- Underline - Superscript - Subscript - Search - Replace - Block Move
- Full Printsize, Emphasis, Justify, Margin and Cursor Control

#### FLEXIBLE

- Capital letters with ESC or Shift Key modification.
- To be supported by Data Transform's new headline generator coming soon
- Printout through GRAPHTRIX to 11 different Printers WITHOUT CHANGING YOUR TEXT FILE!

REQUIRES: Apple II with 48K, Applesoft in ROM, DOS 3.3 and the GRAPHTRIX Matrix Graphics System

### GRAPHTRIX™

### TEXT PRINTER AND GRAPHICS SCREEN DUMP

#### EASY TO USE

- Complete READABLE documentation
- Fully Menu Driven
- Self-running Introduction and Demonstration

#### POWERFUL

- Graphic Magnification, Normal/Inverse, Page Centering, Hi and Low Crop Marks, Title String.
- Automatic Formatting of Graphics in your Document.
- Print Size, Emphasis, Underline, Superscript, Footnotes, Chapters, controlled from your text file.

#### FLEXIBLE

- Prints ANY HI-RES Graphic your Apple II can create
- Formats Text files from Applewriter OR EDITRIX.
- Use as a Menu Driven Screen Dump OR from in YOUR OWN Applesoft Program.
- Compatible with 11 different Matrix Line Printers AND 7 different Parallel Interface Cards

REQUIRES: Apple II with 48K, Applesoft in ROM, DOS 3.3 and one of the following line printers, EPSON MX-70/MX-80/MX-100, ANADEx 9500/9501, IDS 440G/445G/460G/560G, CENTRONICS 739, MPI 88G, SILENTYPE

FROM DATA TRANSFORMS, INC., THE GRAPHICS LEADER

EDITRIX and GRAPHTRIX are the trademarks of Data Transforms, Inc., a Division of Software Plus, Inc. Apple II and Applewriter are trademarks of Apple Computer, Inc. Copyright 1981 Data Transforms, Inc. 906 E. Full Ave. Denver, CO 80218. Apple II is a registered trademark of Apple Computer, Inc.



## The Single Life

By Brad Rinehart

Welcome back! This is the second in our continuing series of single-board computer articles. For those of you who missed last month's column, we introduced some of the manufacturers supporting the single-board machines, and described some of the benefits of this type system. This month we will move FORTH and spotlight one of these vendors, Rehnke Software. To many of you this name will sound familiar. For those who are rather new to the single-board scene, Rehnke Software is headed by Mr. Eric Rehnke, a long-time expert in the industry.

Rehnke Software has produced a very fine 6502 FORTH system. This is a "full-featured" system, as opposed to a subset, available for the KIM-1, SYM-1, and AIM 65 computers. It is available on ROM, cassette, or disk for HDE disk systems. 6502 FORTH adheres to the internationally recognized FORTH 79 language standard. In addition, it contains its own editor, assembler, interpreter, compiler, and virtual memory manager. Therefore, 6502 FORTH should be thought of as a complete operating system, not just a high-level language.

Several years ago, little was known about the FORTH language and many people within the industry expected little to come from the introduction of this threaded language. However, FORTH has found its way into the computer industry in many dimensions. It has been used in word processing, data base management systems with remote data gathering, telescope control, financial management systems, numerical control machines, and telecommunications systems. Because of its versatility, FORTH will find its way into many control and data processing applications.

The system resides in slightly less than 12K of memory. It also requires two pages of memory (512 bytes) for stacks, and zero page. The virtual memory manager interfaces text buffers in memory to the cassette or floppy disk mass storage. Any number of buffers may be configured, depending upon the amount of available RAM. The more buffers the user assigns in memory the lower the number of mass storage accesses the system will have to make. Thus the user may build in his own throughput factor.

OK, you say, this is all well and good, but why should I learn FORTH? Well, FORTH will not be the "end-all" language, but it is a very nice language system! FORTH combines the advantages of high-level languages, such as structured programming, extensibility, ease of readability, etc., without losing grasp of the machine internals. 6502 FORTH easily interfaces to assembly language routines and has direct access to memory. As I mentioned, 6502 FORTH is a complete system, not a subset. This makes its use in special applications, such as control functions, somewhat unique. A manufacturer may purchase the HDE disk version to produce code for an industrial controller, for example, and then use the ROM version in the device! Keystone Data Consultants is already taking a hard look at possible applications.

In addition to conforming to the FORTH 79 standard, 6502 FORTH combines some unique language features into an already extensive package. Included in its math-handling features is the ability to work with single precision (16-bit), double precision (32-bit), and 11-digit floating point (48-bit) numbers. The built-in floating point routines include the F+, F-, F\*, F/, and FSQRT (square root) operators. In addition, necessary stack manipulation words such as FDUP, FSWAP, FDROP, F>, and F=, etc., are also part

of the package. Transcendental functions may be performed by adding additional words, as described in the documentation.

6502 FORTH also includes some familiar string handling functions. The BASIC programmer will find LEFT\$, RIGHT\$, MID\$, VAL, etc., quite familiar. This effort to conform a powerful language such as FORTH to command words familiar to most 6502 programmers will help make 6502 FORTH a popular programming tool. This versatility is found in few other high-level languages.

Those programmers who are familiar with HDE's FODS disk operating system will find an interesting parallel in 6502 FORTH. All I/O is routed through jump locations near the beginning of the system, similar to the external jump table in HDE's FODS. This makes it relatively easy to interface 6502 FORTH to any type of I/O device. This can be useful to the manufacturer who is using a disk system to develop his software and wishes to convert the system to a stand-alone device. In addition, a software switch activated by two commands, H-ON and H-OFF, is provided to route output to a hardcopy device, provided one is available. This is similar to HDE's '#' command (such as #LIS), or the CALL function in HDE Disk BASIC (CALL "PTR").

FORTH's editor operates on the 1K blocks called "screens." Commands are included to enter a line of text, delete a line of text, open a space between two lines of text, and edit a line. The edit function is similar to that in HDE's TED or TEXT EDITOR. An 80-column by 24-line CRT is recommended to take full advantage of the editor.

A 6502 macro assembler is also included in 6502 FORTH. The macros include *begin ... until, if ... else ... then, if ... then*, and several other looping and branch constructs. These macros are

## COLOR VIDEO MONITORS

- **COMPOSITE VIDEO INPUT, NTSC:**  
TC-700 13" color monitor/TV receiver, switchable, \$399.00. TC-900 19" monitor/TV receiver, \$495.00.
- **Sony TV to video monitor conversion kit, MCK-100;** opto-isolator input, \$135.00.
- **RGB VIDEO MONITORS:** Analog or TTL drive, 380 x 350 resolution.  
13" CRM-13 \$485.00  
19" CRM-19 \$575.00  
15" Trinitron, 3 modes, RGB, composite video, TV. \$1095.00, CM 15 RGB.
- **RGB converter board for Apple 11,** provides RGB video and sync; mod. VCB-A2. \$179.00.
- **Sony TV to RGB and composite video monitor conversion kit, RGB-100:** \$295.00 (available January 1982).

For additional information, contact:

*Video Marketing, Inc.*  
P.O. Box 339  
Warrington, PA 18976  
(215) 343-3000

DEALER INQUIRIES INVITED

used to completely eliminate the use of labels in the assembler. For example, if we had written a loop as:

```
      LDX #8
LOOP  LDA 200,X
      STA 300,X
      DEX
      BNE LOOP
```

We could express the same thing in the 6502 FORTH assembler as:

```
      8 # LDX,
BEGIN,
      0200 ,X LDA,
      0300 ,X LDA,
      DEX,
      0 = UNTIL,
```

The BEGIN statement marks the beginning of the loop, and the 0 = UNTIL statement causes a BNE instruction, as well as the proper offset, to be assembled into memory. This structure may seem somewhat odd at first, but those of you who are familiar with structured languages should recognize the method used here. In addition, once you start using it, the structured language makes more sense. It makes even more sense when you consider that the structure of the FORTH assembler is entirely consistent with

the rest of the system! Looping and branching constructs such as *begin ... until, if ... then, etc.*, are the same in the FORTH assembler as they are in the high-level FORTH system.

6502 FORTH combines the features that we like in a high-level language system: readability, conformity to existing software, ease of use, etc. Coupled with a disk system, this will make an exciting development tool. As 6502 FORTH is used in more and more applications, I would like to hear about them.

I encourage you to write to:

Rehne Software  
1067 Jadestone Lane  
Corona, CA 91720

for information of this complete programming system. It will be a worthwhile investment.

Please address all correspondence for this column to:

Brad Rinehart  
1508 Stanton Street  
York, Pennsylvania 17404

MICRO™

## PERRY PERIPHERALS REPAIRS KIMs!! (SYM and AIMs Too)

- We will Diagnose, Repair, and Completely Test your Single Board Computer
- We Socket all replaced Integrated Circuits
- You receive a 30-day Parts and Labor Warranty
- Labor is \$38.00 if 40-pin ICs are socketed (\$40.00 otherwise) — Parts Extra
- Your repaired S.B.C. returned via U.P.S. — C.O.D., Cash

Don't delay! Send us your S.B.C. for repair today  
Ship To: (Preferably via U.P.S.)

**PERRY PERIPHERALS**  
6 Brookhaven Drive  
Rocky Point, NY 11778

*Perry Peripherals carries a full line of the acclaimed HDE expansion components for your KIM, SYM, and AIM, including RAM boards, Disk Systems and Software like HDE Disk BASIC V1.1. Yes, we also have diskettes. For more information, write to: P.O. Box 924, Miller Place, NY 11764 or Phone (516) 744-6462.*

### 1177. *Washington Apple Pi* 3, No. 4 (April, 1981)

Warrick, Thomas S., "Right-Justification and the Use of Logical Expressions in Calculation," pg. 16-17.  
Formatting on the Apple.

Landsman, Richard and Horton, Richard, "DOS 3.3/3.2 Boot Switch," pg. 24.

A switching mechanism using the Control' key on the Apple keyboard to change from 13- to 16-sector operation.

### 1178. *SoftSide* 4, No. 8 (May, 1981)

Kinzebach, Wayne; Field, Dave; and Hinkle, Robert, "Atari Oneliners," pg. 35.

Three simple graphics programs for Atari micros.

Jackson, T. and Humphrey, Joe, "Apple Oneliners," pg. 46.

Two simple programs for the Apple.

Truckenbrod, Joan, "Computer Graphics," pg. 53.

Tutorial with a pattern generation program for the Apple.

Voskuil, Jon, "Math Decathlon," pg. 56-58.

Several more events for the Apple in this continuing series.

### 1179. *Creative Computing* 7, No. 5 (May, 1981)

Magrec, Melvyn D., "Displaying Numbers in Tabular Format," pg. 128-129.

Formatting Floating Point numbers on the OSI C4P-MF micro.

Young, Leland D., "Executive Privilege," pg. 136-142.  
Backing up text files with the Apple EXEC command.

Piele, Donald T., "How to Solve It — With the Computer," pg. 146-154.

Part 7 of this continuing series — with an example program in Applesoft BASIC.

Carpenter, Chuck, "Apple Cart," pg. 200-207.

Notes on Apple Master Disk 3.3; the FRE(O) command; graphics; yes/no answers; communications; etc.

Yob, Gregory, "Personal Electronic Transactions," pg. 208-209.

Notes for PET users.

### 1180. *The Transactor* 3, Issue 1 (May, 1981)

Anon., "The BMB String Thing!" pg. 7-11.

A string manipulation routine for the Commodore systems.

Anon., "Spooling Disk Files to Printers," pg. 17-18.

Getting the Commodore 2040 disk to talk to the printer while simultaneously running another program.

Collins, John, et. al., "Some Commodore Disk Utilities," pg. 21-23.

Includes an ID reader for disk 4040 and 8050; subroutines returning blocks-free for DOS 2.0 and DOS 2.5; test for PET/CBM and disk.

Easton, John, "202X Bar Graph Printer," pg. 29-32.

A utility for CBM micros.

Anon., "Positioning for DATA READs," pg. 35.  
Tips on read statements.

### 1181. *OKC Apple Times* 2, Issue 3 (March/April, 1981)

Anon., "IAC Apnote: Apple Post," pg. 9-10.

Review of a mailing list program for the Apple.

### 1182. *The Paper* 3, Issue 8/9 (February/March, 1981)

Fowler, Jim, "Assembly Language Programming," pg. 17-18.

Part III of this series discusses style and debugging of PET assembly programs.

Volcheck, Emil, "Auto Repeat Keys; Version Three," pg. 19-20.

The saga of auto-repeat keys for the PET continues with several improvements.

MacArthur, James F., "Merge," pg. 25-27.

A MERGE program for the old ROM 8K PETs.

Batcher, Bill, "Defining Programmable Characters," pg. 28-29.

With your new 2022 or 2023 Commodore printer you can design your own characters.

Anon., "Assembly Language Coding Sheet," pg. 30a, b insert.

Coding sheet and table of op-codes for the PET.

Anon., "PET Memory Map," pg. 53.

Diagram of the PET memory assignments.

### 1183. *Apple/Sass* 3, No. 3 (April, 1981)

Lynch, Ron and Burger, Mike, "REM Formatter," pg. 16.  
A utility for the Apple.

### 1184. *L.A.U.G.H.S.* 3, No. 4 (April, 1981)

Finn, Mike, "Inside Applesoft BASIC," pg. 6-11.

An overview of Applesoft BASIC with floating point addresses.

### 1185. *OSIO Newsletter* 3, No. 5 (May, 1981)

Kirshner, Joe, "OS-65D Notes," pg. 1-3.

Notes on the disk directory; random access files; etc.

Valentine, Don, "Switch and Boot with Disk B," pg. 4.  
Hardware modification to simplify troubleshooting boot problems.

### 1186. *The Apple Peel* 3, No. 5 (May, 1981)

Rogers, James T., "The Epson MX-80 Revisited," pg. 8-9.  
Graphics mod for the MX-80 in Apple service.

### 1187. *The Harvest* 2, No. 9 (May, 1981)

Stewart, Rob, "Data Communication," pg. 6.

All about modems, bulletin boards, transfer programs, etc. on the Apple.

Wilson, J., "Disk Filing Programs," pg. 8-9.

Tips on using Apple disk filing programs.


Anon., "Garbage Collecting Visited," pg. 9.

How Apple memory can be squandered.

# APPLESCOPE

## DIGITAL STORAGE OSCILLOSCOPE

Interface for the Apple II Computer



The APPLESCOPE system combines two high speed analog to digital converters and a digital control board with the high resolution graphics capabilities of the Apple II computer to create a digital storage oscilloscope. Signal trace parameters are entered through the keyboard to operational software provided in PROM on the DI control board.

- DC to 3.5 Mhz sample rate with 1024 byte buffer memory
- Pretrigger Viewing
- Programmable Scale Select
- Continuous and Single Sweep Modes
- Single or Dual Channel Trace
- Greater than or less than trigger threshold detection

Price for the two board Applescope system is **\$595**  
EXTERNAL TRIGGER ADDAPTER **\$29**

### APPLESCOPE EXPANSION CAPABILITY

**APPLESCOPE - HR12** High resolution 12 bit analog to digital converter with sample rates to 100 KHz. Software included on disk. Price per channel **\$695**

**APPLESCOPE - HRHS** High Resolution AND High Speed. Combines two 6 bit flash Analog to Digital converters to give 10 bit converter accuracy at a maximum 7 Mhz. sampling rate. Software included on disk. Price per channel **\$695**

**SCOPE DRIVER** Advanced software for the Applescope system provided on 5 1/4" floppy disk. Available options include:

- Signal Averaging - Acquires 1 to 255 signal sweeps and displays the averaged result.
- Digital Volt Meter - Allows use as a real time DVM or use to measure points on an acquired sweep.
- Hard Copy - Uses graphics printer to produce hardcopy output of displayed traces.
- Disk Storage - Allows automatic storage and recover of acquired data on floppy disks.
- Spectrum Analyzer - Calculates and displays frequency spectrum of acquired data.

The basic SCOPE DRIVER package cost is **\$49** plus **\$10** for each selected option.

### BUS RIDER LOGIC ANALYZER for the APPLE II

The BUS RIDER circuit card silently rides the Apple II peripheral bus and allows real time tracking of program flow. Software provided on EPROM allows set up of trace parameters from the keyboard and read back of disassembled code after a program has been tracked.

- 32 bit by 1024 sample memory buffer
- Monitors Data and Address bus plus 8 external inputs
- Trigger on any 32 bit word or external trigger
- Pretrigger viewing

The BUS RIDER is an invaluable development tool for anyone working with Apple II or Apple II+ computers. Price **\$295**

**Apple II BUS EXTENDERS** **\$19.95**  
Allow easy access to Apple II peripheral circuit cards.

**SCOPE PROBES** 100 Mhz. Bandwidth X1 & X10 switch selectable oscilloscope probes. Price each **\$49.95**

For further information contact: **RC ELECTRONICS INC.**  
7265 Tuolumne Street  
Goleta, CA 93117  
(805) 968-6614

Dealer Inquiries Invited

Tufts, Terry, "Printing Speeds," pg. 12.

Some revealing information on printing tests on various printers for the Apple.

#### 1188. Personal Computing 5, No. 5 (May, 1981)

Gaylord, Sam, "Generate Lower Case Characters with Pascal," pg. 65-67, 91.

Apple/Pascal without Dan Paymar lower case system modification.

#### 1189. The Michigan Apple-Gram 3, No. 5 (May, 1981)

Rivers, Jerry, "Printer Throughput Testing," pg. 5-7.

A program to evaluate printer speeds.

Wiggington, Randy, "Fast Garbage Collection," pg. 10-15.

A machine language routine to assist in management of the efficient use of Apple's memory; with demo program.

Rivers, Jerry, "INSTR\$ Function in Applesoft," pg. 20-24.

A string finding routine for the Apple.

#### 1190. MICRO No. 36 (May, 1981)

Baker, Robert, "KIM/SYM Home Accounting System," pg. 13-16.

A very simple and basic application that requires a minimum of hardware to implement.

Schram, Scott D., "Applesoft Variable Dump," pg. 23-24.

A debugging utility to provide you with a dump of current variable values.

Paris, Greg, "How Microsoft BASIC Works," pg. 31-37.

Variables, their manipulation and the similarity of FNx definitions to variables.

Vrtis, Nicholas J., "SYM-1 Communications Interface," pg. 38-39.

A machine language program for the SYM.

Lourash, Kerry V., "Cursor Control for the C1P," pg. 75-80.

Provide the C1P with some new abilities such as editing, user-selectable windows, one-key screen clear, etc.

#### 1191. Softalk 1, No. 9 (May, 1981)

Anon., "The Mill," pg. 25.

A review of a new Apple peripheral board based on the new 6809E microprocessor, offering Apple users a 8/16-bit architecture, direct page register, extensive addressing modes, fast speed, etc.

Smith, William, V.R., "The BASIC Solution," pg. 42.

A subroutine called READ SCREEN, together with a demo listing for an Apple Auto-Run program.

Wagner, Roger, "Assembly Lines," pg. 67-70.

Part 8 of this informative series including several sound routine examples.

#### 1192. Atari Computer Enthusiasts 2, Issue 5 (May, 1981)

Jones, William B., "Auto-Screen-Editor," pg. 3.

An Atari program to insure that words displayed on the screen are not broken in the middle.

#### 1193. KB Microcomputing 5, No. 5, Issue 53 (May, 1981)

Platt, Charles, "Hot Rod Word Processors," pg. 40-42.

Comparison of the Wordstar (a Cadillac type of word processor) and the WP6502 (a Chevrolet) for OSI micros.

Fowler, Reese C., "Word Processing Roundup," pg. 45-51.  
Included in the group of word processors reviewed are the WordPro 4 and the Wordcraft-80 for Commodore systems.

Anon., "Word Processing Directory," pg. 68-71.

A tabular comparison of 33 different word processors for microcomputer systems.

Bazal, Michael, "AIM for Total Control," pg. 102-104.

The AIM 65 single-board micro functions effectively as a dedicated controller.

#### 1194. Byte 6, No. 5 (May, 1981)

Williams, Gregg, "The Commodore VIC 20 Micro-computer," pg. 46-64.

Review of Commodore's low-cost, high-performance consumer computer.

Sauter, John A., "Faster BASIC for the Ohio Scientific," pg. 236-242.

Several listings to improve the speed of some operations on OSI micros.

White, George M., "Using Interrupts on the Apple II System," pg. 280-294.

Notes on the implementation of the seldom used Apple interrupts.

#### 1195. Applesauce 2, No. 4 (May, 1981)

Mazur, Jeff, "Coping with Apple's Serial Card," pg. 8.

Part II describes a hardware modification for this peripheral card.

Siegal, Ed, "Epson MX-80 Printer Initialization," pg. 10-12.

A utility for this Apple printer combination.

Blumenthal, Jerome B., "Applewriter to Apple Pie Conversion," pg. 23.

Routine to convert Applewriter binary files into Apple Pie text files.

#### 1196. Popular Electronics 19, No. 6 (June, 1981)

Anon., "Atari Model 800 Personal Computer," pg. 48-50.

A review of this 6502-based microcomputer.

#### 1197. Apple-Dayton 2, No. 5 (May, 1981)

Mathews, John, "Telephone Author," pg. 10-11.

Program to make it possible to transfer Apple Writer files over the telephone.

#### 1198. Apple Bits 3, No. 5 (May, 1981)

Kovalik, Dan, "Taking the Mystery and Magic Out of Machine Language," pg. 2-5.

Here is a BASIC program on a Lo-Res Apple graphics game which was then converted to Assembler, statement by statement, so a comparison can be made running both from BASIC and from machine language.

Tulk, Stuart P., "Letter Head," pg. 7.


Here is a program to print a letterhead using the Apple and the MX-80 printer together with a clock card.

#### 1199. Interface Age 6, Issue 6 (June, 1981)

Baxley, David, "Teaching an Old PET New Tricks," pg. 88-91, 148-149.

How to quadruple the resolution on the PET screen.

ACRO



### Not from Commodore!

So why should the desk look like wood? A pleasant cream and charcoal trimmed desk looks so much better with Commodore systems. One look and you'll see. Interlink desks are right. By design.

### The specifications only confirm the obvious:

- Cream and charcoal color beautifully matches the Commodore hardware and blends with your decor.
- An ideal 710 mm (28") keyboard height yet no bumping knees because a clever cutout recesses the computer into the desk-top.
- High pressure laminate on both sides of a solid core for lasting beauty and strength.
- Electrostatically applied baked enamel finish on welded steel legs—no cheap lacquer job here.
- T-molding and rounded corners make a handsome finish on a durable edge that won't chip.
- Knocked down for safe, inexpensive shipment.
- Patented slip joints for quick easy assembly.
- Levelling glides for uneven floors.
- Room enough for a Commodore printer on the desk, yet fits into nearly any den or office niche—H: 660 mm (26") W: 1170 mm (46") D: 660 mm (26").
- Matching printer stand available with slot for bottom feeding.

**PRICE: \$299**

In short, as Commodore dealers, we won't settle for anything that looks good only in the catalog! Our customers won't let us. They don't buy pictures. And neither should you. This is why we will let you use one of our desks for a week and then decide. If for any reason you don't like it, just return it in good condition for a cheerful refund.

If your Commodore dealer doesn't carry our desks yet, send a check for \$299 and we will ship your desk freight paid!

Name \_\_\_\_\_

Address \_\_\_\_\_

City \_\_\_\_\_ St \_\_\_\_\_ Zip \_\_\_\_\_

Interlink, Inc., Box 134, Barrien Springs, MI 49103

Master Charge and Visa welcome. Call our order line:  
818-473-3103

# "NIBBLE<sup>®</sup> IS TERRIFIC" (For Your Apple)



**NIBBLE IS:** *The Reference for Apple computing!*

**NIBBLE IS:** One of the Fastest Growing new Magazines in the Personal Computing Field.

**NIBBLE IS:** Providing Comprehensive, Useful and Instructive Programs for the Home, Small Business, and Entertainment.

**NIBBLE IS:** A Reference to Graphics, Games, Systems Programming Tips, Product News and Reviews, Hardware Construction Projects, and a host of other features.

**NIBBLE IS:** A magazine suitable for both the Beginner and the Advanced Programmer.

Each issue of NIBBLE features significant new Programs of Commercial Quality. Here's what some of our Readers say:

- "Certainly the best magazine on the Apple II"
- "Programs remarkably easy to enter"
- "Stimulating and Informative; So much so that this is the first computer magazine I've subscribed to!"
- "Impressed with the quality and content."
- "NIBBLE IS TERRIFIC!"

*In coming issues, look for:*



- Stocks and Commodities Charting
- Assembly Language Programming Column
- Pascal Programming Column
- Data Base Programs for Home and Business
- Personal Investment Analysis
- Electronic Secretary for Time Management
- The GIZMO Business Simulation Game

And many many more!

NIBBLE is focused completely on the Apple Computer systems.

Buy NIBBLE through your local Apple Dealer or subscribe now with the coupon below.

**Try a NIBBLE!**

**nibble**  

We accept Master Charge & Visa

Box 325, Lincoln, MA. 01773 (617) 259-9710

**I'll try nibble!**

Enclosed is my \$19.95 (for 8 issues) Price effective Jan. 1, 1982 (Outside U.S., see special note on this page.)

check    money order

Your subscription will begin with the next issue published after receipt of your check/money order.

Card # \_\_\_\_\_ Expires \_\_\_\_\_

Signature \_\_\_\_\_

Name \_\_\_\_\_

Address \_\_\_\_\_

City \_\_\_\_\_

State \_\_\_\_\_ Zip \_\_\_\_\_

NOTE:  
 - Domestic U.S. First Class subscription rate is \$36.50.  
 - Write or call for Foreign subscription rates

All payments must be in U.S. funds drawn on a U.S. bank  
 © 1980 by MICRO-SPARC, INC. Lincoln, Mass. 01773. All rights reserved.  
 \* Apple II is a registered trademark of Apple Computer Company

# MICRO

## Software Catalog

**Name:** Color Berserk  
**System:** TRS-80 Color Computer  
**Memory:** 16K  
**Language:** 6809 Machine Language  
**Hardware:** No extra  
**Description:** *Color Berserk* closely duplicates the popular arcade game with dynamite sound effects and super joy stick action. The exciting combination of angry robots and Evil Orville will provide many hours of constant challenge in this one- or two-player game. *Color Berserk* is a winning addition to the popular Mark Data Products adventure game series.  
**Price:** \$24.95 includes game cassette and pre-paid shipping in the U.S.

**Author:** Ron Krebs  
**Available:**  
 Mark Data Products  
 23802 Barquilla  
 Mission Viejo, CA 92691

**Name:** Pilot plus™  
**System:** TRS-80, Apple II with Z80 card  
**Language:** A high level Pilot with extensions  
**Description:** The first commercially-supported course-authoring language that is transportable across a wide range of micros and minis. This transportability allows authors to develop courseware to be implemented on a variety of systems without modification. This language supports video tape, video disk, touch panel, light pen, color graphics and stored digital voice.  
**Price:** \$150.00 per copy, \$10.00 for manual

**Author:** Online Computer System Inc.  
**Available:**  
 International Institute of Applied Technology, Inc.  
 20010 Century Blvd.  
 Suite 100  
 Germantown, MD 20874

**Name:** Directory Master  
**System:** Apple II  
**Memory:** 48K  
**Language:** Applesoft

**Hardware:** ROM  
**Description:** A fast machine language utility which lets you directly customize your disk catalogs. Allows creation of attractive diskette headers and file titles with flashing, inverse or normal catalogs. Files may be sorted, hidden, deleted, locked, unlocked and restored with a few keystrokes.  
**Price:** \$39.95 includes thorough documentation  
**Author:** Dr. Sandy Mossberg  
**Available:**  
 Micro-Spare Systems  
 Dept. P  
 P.O. Box 325  
 Lincoln, MA 01773

**Name:** Sight 'n Sound  
**System:** Apple II or Apple II Plus  
**Memory:** 48K  
**Language:** Applesoft/Assembly  
**Hardware:** Disk drive, cassette player or stereo

**Description:** Music/sound from a stereo or cassette player is synchronized with a light show of the user's design on the Hi-Res screen. Demos include laser design, kaleidoscope EKG and a guitar player whose lips move with the sound. No hardware modifications.

**Price:** \$24.95 includes diskette and 20-page manual  
**Author:** Ray Balbes, Ph.D.  
**Available:**  
 Compugraphics Software  
 #6 White Plains Dr.  
 Chesterfield, MO 63017

**Name:** EAP (Extended Arithmetic Processor)  
**System:** OSI 65D3 & 65U  
**Memory:** 48K  
**Language:** BASIC  
**Hardware:** OSI  
**Description:** Multiple precision arithmetic for 9-digit Microsoft BASIC. Thirteen-digit input, 26-digit output, rounding function from 0 to 9 decimal places. Easy to use.

All functions incorporated as additional BASIC commands. Switchable within program from 9-digit to EAP and vice versa. User manual and sample programs.  
**Price:** \$95.00 end user, includes 8" disk, 39-page manual  
**Author:** Joan Tirino

**Available:**  
 Northeast Financial Systems  
 16 Maple Ave.  
 West Nyack, NY 10994

**Name:** The Rooms of Cygnes IV  
**System:** OSI C4P, TRS-80 Models I & II  
**Memory:** OSI - 8K, TRS-80 - 16K  
**Language:** BASIC and machine  
**Hardware:** Amplifier, joysticks [OSI]  
**Description:** You are in a room with walls placed randomly throughout. There are three to ten robots bent on destroying you with laser fire or by touching you. You must destroy all the robots in a room to advance a level. The higher the level the faster the robots. Watch out — the walls are electrified! There are two skill levels. OSI version has sound, color and uses joysticks. TRS-80 version has sound.

**Price:** \$9.95 includes instructions  
**Author:** Mark A. Dickenson  
**Available:**  
 Comput-U-Gamer Software  
 P.O. Box 802  
 Nevada, MO 64772

**Name:** The Game Show  
**System:** Apple II or Apple II Plus, 3.2 or 3.3 DOS  
**Memory:** 48K  
**Language:** Any Apple  
**Hardware:** Disk drive  
**Description:** *The Game Show* is an entertaining one- or two-player educational game. It is particularly helpful for vocabulary development from grade 3 to adult. While *The Game Show* comes with 16 subject areas, you can add your own by using the included authoring system. The author requires no programming expertise.  
**Price:** \$39.00 includes detailed manual and diskette, one year warranty and backup diskette.

**Author:** Geoff Zawolkov, Pete Rowe and Ted Perry  
**Available:**  
 Computer-Advanced Ideas, Incorporated.  
 1442 A Walnut St.  
 Suite 341  
 Berkeley, CA 94709

**Name:** Data Foreman  
**System:** HDE Disk Systems  
**Memory:** 32 - 56K  
**Language:** HDE Disk BASIC  
**Hardware:** AIM, SYM, KIM using HDE disk system (5" or 8")

**Description:** General purpose application for data entry and retrieval, report writing, and reload keeping. Allows user-defined data descriptors (headers) and report formats. Typical uses: sales records, telephone list, employee performance evaluations, etc.  
**Price:** \$79.95 includes user's manual, shipping within continental U.S.

**Available:**  
 Keystone Data Consultants Incorporated  
 P.O. Box 606  
 York, PA 17405

**Name:** Grafpak.8023 (Hi-Res Graphics Dump)  
**System:** Apple II or Apple II Plus  
**Memory:** 48K or more  
**Language:** BASIC and 6502 assembly  
**Hardware:** Disk II and NEC PC-8023A-C printer

**Description:** Dump either Hi-Res page in horizontal 1x or 2x formats, or vertical 1x-3x formats. Dump both pages in a perfectly registered panorama in 1x-3x formats. User-friendly drivers in both BASICs and user program interface instructions. Works with all known production I/O cards for Apple. Works with Apple III in emulator mode. Composer allows edge cropping, image positioning, and image framing.  
**Price:** \$34.95 ppd., includes diskette, user's guide, and sample graphics

**Author:** Robert Rennard  
**Available:**  
 SmartWare  
 2281 Cobble Stone Court  
 Dayton, OH 45431  
 (513) 426-3579

Name: **Sorcerer of Siva**  
 System: TRS-80 (cassette or disk), Apple (disk)  
 Memory: TRS-80 disk, 32K; TRS-80 cassette, 16K; Apple disk 48K  
 Language: Applesoft  
 Hardware: TRS-80 (Model I or II), Apple (Applesoft or language card)

Description: The player is a wizard with a variety of magical spells. He must avoid the evil sorcerer who may take his most valuable power away. He battles a multitude of monsters as he searches through more than 300 chambers and five levels of the mine of Siva, seeking the only exit hidden somewhere on the highest level. A built-in scoring system challenges the player to make his way through the mine as quickly as possible. He also receives points for killing monsters and recovering the most valuable treasures. But some measures may even cost him points.  
 Price: \$29.95 includes game box, rule book, special instructions

Author: Gene Rice  
 Available: Automated Simulations, Inc. P.O. Box 4247 Mountain View, CA 94040

Name: **VMIX**  
 System: VisiCalc File Consolidation Program  
 Memory: 48K  
 Language: Applesoft and Assembly  
 Hardware: Apple II Plus  
 Description: **VMIX** is a VisiCalc file utility program. Features include: process VisiCalc files of any size, consolidate up to fifty files (nesting consolidations makes the effective number of input files limitless), automatic tabbing between fields, all fields are fully edited.  
 Price: \$80.00 in U.S., \$95.00 in Canada  
 Available: Evolution Software Inc. 1632 Bathurst Street Toronto, Canada M5P 3J5 (416) 787-3441

Name: **Masterdisk**  
 System: Apple II  
 Memory: 48K  
 Language: Applesoft  
 Hardware: 1 disk drive  
 Description: **Masterdisk** is a disk utility that allows the user to examine and edit any standard disk. Four formatted displays, printer screen dump, undelete, single drive copy.  
 Price: \$29.95 includes disk, documentation, DOS 3.2 and 3.3.  
 Available: Masterworks Software Inc. 1823 W. Lomita Blvd. Lomita, CA 90717 (213) 539-7486

provides high speed driving excitement through heavy traffic, puddles, dark tunnels (with headlights), and even includes an occasional fire truck you have to avoid. **Autobahn** features super high-resolution graphics and has toggles for sound on/off, restart, and easy shifting of speeds. You can use keyboard or paddle control.  
 Price: \$29.95 includes disk and documentation  
 Author: NASIR - Presented by Sirius Software, Inc.  
 Available: Your local Apple dealer or software store

Name: **Autobahn**  
 System: Apple II or Apple II Plus  
 Memory: 48K  
 Language: Machine  
 Hardware: Disk drive, 13- or 16-sector controller  
 Description: **Autobahn** provides hair-raising excitement at 200 kilometers per hour! This incredible arcade game

Name: **Educational Assessment Test Scoring System**  
 System: Apple II Plus using Microsoft Softcard  
 Memory: 48K  
 Language: Microsoft BASIC-80 with CP/M operating system  
 Hardware: Apple II, Radio Shack Models I, II, III, and PET

**NEW!**  
**SYM-1/KTM-2 Enclosure**



**ENCLOSURE FEATURES:**

- Low Profile Design: 18.5 in. Wide x 16 in. Deep x 4.5 in. High
- 260 Aluminum • Durable Charcoal Texture Finish • Walnut Finished Side Panels • Hinged Top • Rear Panel, Power & I/O • Simple Assembly & Instructions



**ENCLOSURE INCLUDES:**

- Keyboard Access Cover • Rubber Feet • Fuse and Fuse Holder • Power On Switch • Terminal Strip • AC Outlet

**MOUNTING PROVISIONS FOR:**

- SYM 1/KTM-2 • Add-on Memory Board • Cooling Fan • (2) D325 Connectors: IRS 2321 • Video Jack


**\$95.00** Job Minneapolis

**KEN-WAY PRODUCTS** 831 Patton Rd., New Brighton, Minnesota 55112

**Interesting Software**

OSI ..... presents ..... OSI

**C4PMF** \$21.95



All machine code and fast! Our finest arcade game. Where it's you against the mean, menacing worm!

**LIGHTNING BOLT** \$29.95

The most extensive D&D adventure/fantasy for the OSI! You must traverse through the evil land of NOD, fighting and killing monsters every step of the way! Your goal is to search out a certain treasure that will allow you to free the land from the evil Demi Gods. Takes up the entire disk and uses full color graphics.

**Send to:** Interesting Software 15856 Ocean Avenue Whittier, CA 90604

Send for our free catalog of the finest OSI software. 10% off with this ad.



Description: The AES *Educational Assessment Test Scoring System* correlates student objectives with specific performance indicators and produces reports for three levels within a school district. The system produces a separate page for each student, indicating for each question whether that student's answer was right or wrong. A second report indicates for each student the percentage of questions answered right or wrong for each educational objective. These same printouts are available to reflect the results of the entire school and the entire school district.

Price: \$2000 includes installation, one-day training session, operating manual

Author: Robert C. Hamilton

Available:

Applied Educational Systems  
RFD 2 Box 213  
Dunbarton, NH 03301

Name: **Castle Wolfenstein™**  
System: Apple II or Apple II Plus

Memory: 48K  
Language: Assembly  
Description: *Castle Wolfenstein™* is a new category of action-adventure computer game which bridges the gap between arcade-type games and the more complex adventure/fantasy games. *Castle Wolfenstein™* demands fast thinking and quick manual response as the player tries to escape from an unlimited variety of guarded rooms in a World War II German-occupied castle.

Price: \$29.95 includes documentation

Author: Silas Warner

Available:

Muse Software  
330 N. Charles St.  
Baltimore, MD 21201

Name: **SMART**  
System: Apple II Plus  
Memory: 48K RAM  
Language: Applesoft BASIC  
Hardware: Apple II Plus, disk drive and monitor. Second drive, printer and micromodem recommended.

Description: *SMART* (Securities Market Analysis, Reporting and Transaction System) is a comprehensive, integrated system designed for institutional money managers and sophisticated individual investors. The system provides capabilities for retrieving, storing, graphing and analyzing securities and economic data. A portfolio module provides capabilities for maintaining and reporting data and transactions. Users can automatically access data from one or more remote data bases. Graphic tools include open-high-low-close, volume histograms, line charts and point plots. Analytic tools include moving averages, exponential smoothing, momentum, trend lines, on balance volume and user-defined formulas and routines.

Price: \$2150, introductory price includes program disk, data disk, manual

Author: Software Resource, Incorporated

Available:

Software Resources, Inc.  
186 Alewife Brook Pky.  
Suite 310  
Cambridge, MA 02138  
(617) 497-5900

Name: **TASC™, the Applesoft Compiler**  
System: Apple II  
Memory: 48K  
Language: Applesoft BASIC  
Hardware: Apple II or Apple II Plus, Applesoft firmware card, one disk drive. Supports but does not require the Microsoft RAMCard or Apple Language system

Description: This Applesoft Compiler from Microsoft converts Applesoft BASIC programs into true machine code. Designed for the Apple owner who writes large and complex programs in Applesoft BASIC, TASC can compile at speeds 2 to 20 times faster than the Applesoft interpreter. Other features: reduced program compilation time, minimal code expansion, compatibility with Applesoft so few program modifications are required, BASIC language extensions such as True Integer Arithmetic, inter-program communication possible.

(Continued)

# EXCEL-9

## The Ultimate 6809 Board for Apple



- EXCEL-9 FLEX, a famous DOS, Assembler and Editor included.
- Also able to use Apple DOS.
- 8KB versatile monitor contains 35 commands including 6809.
- Can handle all Apple slot I/O routine from EXCEL-9.
- On-board programmable timer for both 6809 and 6502 systems allows printer spooling, multitask, etc.
- 50 page well documented manual.
- 64K RAM area expandable for multi-MPU operation.
- Able to switch MPU from 6809 to 6502 and vice versa in both machine code routine and BASIC.
- TSC 6809 BASIC, EXTENDED BASIC, PRECOMPILER, SOFT/MERG, etc., are coming soon.

Ask your nearest dealer  
or

**ESD LABS CO., LTD.**

c/o AbCom  
P.O. Box 5203  
Mission Hills, CA 91345

Dealer Inquiries are Invited.

Introductory Price: **\$399.95** for Board & FLEX diskette  
(Sales tax not included)

- FLEX is a trade mark of Technical Systems Consultants, Inc.

**Software Catalog**  
(continued)

Price: \$175.00 includes disk and reference manual  
 Author: James Peak and Michael T. Howard  
 Available:  
 Microsoft  
 400 108th NE, Suite 200  
 Bellevue, WA 98004

Name: **Pascal File Exchange (PFX)**  
 System: Apple II  
 Memory: 48K RAM  
 Language: Pascal  
 Hardware: Apple II or Apple II Plus, language system, two disk drives, Micro-modem II or coupler and Apple COM card

Description: PFX is an executable Pascal module that permits error-checked telephone transmission of Pascal files between two Apple II computers. Once PFX is running on both machines, the operators may establish a telephone connection, type messages in a "chat" mode, inspect the local and remote

directories, schedule and exchange one or more files and initiate the execution of local and remote Pascal code modules. Since a copy of PFX is required at both ends, an auxiliary routine called "Pascal Pull Through" (PPT) is provided to transmit and store a copy of PFX at the "far-end" computer.

Price: \$45.00  
 Author: Graeme Scott  
 Available:  
 Arrow Micro Software  
 11 Kingsford  
 Kanata, Ontario, Canada  
 K2K 1T5

Name: **OSI BASIC Enhancer**  
 System: OSI C1P, Superboard, C4P  
 Memory: 8K  
 Language: Machine code w/BASIC-in-ROM  
 Hardware: C1P, Superboard, C4P

Description: Get real delete action, replace cursor with one of your own choice [defaults to checkerboard square], commands to RENUMBER your programs to make them easy to read, AUTOSEQUENCER

will save you from typing in line numbers, screen control stops scrolling, one-key screen clear. A clear screen command has been added to running BASIC. LOAD and SAVE files w/filenames on a token I/O system to reduce load-save times by 50%. Runs in approximately 1.5K of RAM.

Price: \$19.95 postpaid includes autoloader, autorun cassette only, Users Manual and bug-free guarantee. Or send \$1.00 for complete catalog.

Available:  
 Timothy W. Jackson  
 c/o Computer Science  
 Engineering  
 57 Beals Street  
 Rm. 57-12  
 Brookline, MA 02146

Name: **Graphic Writer**  
 System: Apple II or Apple II Plus  
 Memory: 48K  
 Language: Applesoft  
 Hardware: One drive, DOS 3.3, Graphic Printer, Applesoft Tool Kit

Description: Graphic driver which allows users to get hard copy of the character sets in the Applesoft Tool Kit. May be used in conjunction with Applewriter without affecting any commands. May be incorporated in user's own program for use with print statements, for Silentype and IDS models 440G, 445G, 460GG, 560G. IDS versions require Apple parallel or Apple centronics interface.

Price: \$34.95 includes diskette plus full documentation

Available:  
 Computer Station  
 11610 Page Service Dr.  
 St. Louis, MO 63141  
 (314) 432-7019

Name: **Touch Typing Tutor**  
 System: Commodore VIC 20  
 Memory: 5K  
 Language: BASIC  
 Hardware: VIC 20 and tape player  
 Description: Two programs: "19 Lessons" for you to gradually learn proper finger

# IBM COMPATIBLE 8" FLOPPY DISK for CBM/PET,\* Aim, Sym



**PETDISK II**

- HIGH SPEED – at least FOUR times faster than the 488 bus disks.
- HIGH CAPACITY – up to 850K bytes of storage in a three drive system.
- RELIABILITY – wide timing margins insure long trouble-free operation.
- SOFTWARE – the PDOS II disk software provides a full set of BASIC commands with standard syntax.

**5¼" MINI FLOPPY DISK SYSTEMS:**

Model 540-1 Single Drive, Double Density (143K)	\$595.00
Model 540-2 Dual Drive, Double Density (286K)	\$895.00
Model 580-1 Single Drive, Quad Density (286K)	\$795.00
Model 580-2 Dual Drive, Quad Density (572K)	\$1,195.00

**8" MINI FLOPPY DISK SYSTEMS:**

Model 877-1 Single Drive, IBM standard (295K)	\$1,095.00
Model 877-2 Dual Drive, IBM standard (590K)	\$1,695.00

**full FORTH +**

**FULL FEATURE "FORTH" FOR 6502 SYSTEMS**

Interpreter – Cross-Compiler – Cond. Assembler –  
 Screen Editor – String Handling – Floating Point  
 SPECIFY PEDISK II, PET 2040 or 4040 DISK, OR APPLE . . . . . \$75.00

FOR INFORMATION, SEE YOUR DEALER OR:

**ADD-ON DRIVES FOR TRS-80\***

Model I, 5¼", 40 Track (102K)	\$329.00
Model I, 5¼", 80 Track (204K)	\$429.00

**MICROTECH**

DEALER INQUIRIES INVITED

P.O. BOX 102 • LANGHORNE, PA 19047 • (215) 757-0284

\*PET IS A TRADEMARK OF COMMODORE

placement on all keys; "Practice" pseudo words (5-letter in length or random length) with letters occurring at the same frequency they appear in the English language. Learn your WPM rate, % errors, and list errors.

Price: \$15.95 includes cassette and manual

Author: Marion H. Taylor

Available:  
 Taylormade Software  
 8053 E. Avon Lane  
 Lincoln, NE 68505  
 (402) 464-9052

Name: **Super Stellar Trek**  
 System: Apple II  
 Memory: 48K  
 Language: Applesoft in ROM  
 Hardware: Apple II, Applesoft in ROM, DOS 3.2 or 3.3

Description: This space action game is in Hi-Res color and real time. As a successor to *A Stellar Trek*, it has increased speed, a one-stroke display

change, improved visual displays, more sound effects, and ion storms. This program comes with a complete operation manual.

Price: \$39.95 includes manual and floppy disk

Author: Tom Burlew

Available:  
 Rainbow Computing Inc.,  
 Mail Order Dept.  
 19517 Business Center Dr.  
 Northridge, CA 91324

Name: **PLOT65**  
 System: H.D.E. (Hudson Digital Electronics)  
 Memory: At least 16K  
 Language: BASIC  
 Hardware: Disk drive  
 Description: *PLOT65* is a collection of subroutines to ease the chore of creating charts and plots for applications programmers. Supports auto axis generation (tic lines), auto scaling, bar generations, shading, writing of test fields, and plotting of single characters. Graphic output is drawn on a Houston Instr. HiPlot plotter Dmp2.

Price: \$150.00 includes 5.25 disk containing software, and manual

Author: Micro System Design

Available:  
 Micro System Design  
 Assoc. and H.D.E.  
 distributors

Name: **Compu-Read 3.0, Compu-Math Fractions**

System: Apple, Atari

Memory: 48K

Language: Applesoft, Atari BASIC

Hardware: Apple II, Apple II Plus, Atari 800

Description: *Compu-Read 3.0* contains a series of instructional modules which builds learners' skills by strengthening the perceptual processes required for competent reading. *Compu-Math Fractions*, which builds mathematics skills, allows a learner to interact comfortably with the computer through a sequence of concepts and exercises which reinforce correct performance.

Price: \$29.95 for Compu-Read; \$39.95 for Compu-Math

Fractions — includes documentation

Author: Edu-Ware Services, Incorporated

Available:  
 Edu-Ware Services, Inc.  
 22222 Sherman Way,  
 Suite 203  
 Canoga Park, CA 91303

**Answer to 6502/6809 Puzzle:**  
 On the 6502, the X and Y registers are 8-bit, and the total time for this double loop is approximately 328 milliseconds, providing a delay of approximately 1/4 of a second for a diskette motor drive to get started. On the 6809, the X and Y registers are 16-bit, and the time for this double loop becomes a bit longer — approximately 9 hours, 32 minutes, and 30 seconds or so!

**Answer to Border Puzzle:**  
 Welcome to MICRO's world of 1's and 0's!!

MICRO



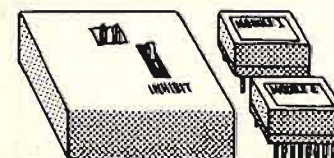
Double Density HGR



Hi-Res Graphics+Text



Lo-Res Graphics+Text




# COSMOS SCREEN MIXER

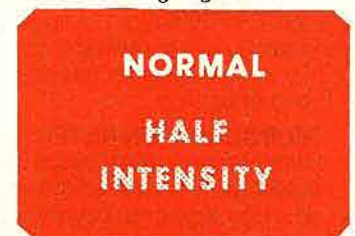
SCREEN MIXER is a set of three modules for APPLE-II. Just plug-in these modules to your Apple-II, and you will have the Apple-II with more features you could not expect till now----

SCREEN MIXER provides:


- The mixed screen of any two of screens available for the Apple-II. Please note that all of HGR, LGR and Text screen has two pages. The mixing is done with hardware, not like Hi-Res Text Generator Programs, thus you need no software and the scroll speed is not reduced. Also, you can scroll the text without any effect to the graphic patterns.
- The Double Density High Resolution Graphics. Yes, you can plot 580 dots in one line. You have only 280 dots in one line on ordinary Apple-II. (Software is required)
- One of the most advanced character display. Besides Normal and Inverse characters which are already built-in you will have the choice of Half-Intensity and Highlighted characters. And more, you may Over-Write or Over-Type any character to other character if you want to do so! (Software is included)



Highlight



Half Intensity



Over Write

**\$60** Introductory price **\$50**

Offer ends Apr. 31, '81


**COSMOS™**  
 WORLD WIDE COMPUTER SUPER SHOP

Dealers inquiries invited.

For more information call or write to ASTAR INTERNATIONAL CO.  
 5676 FRANCIS AVE., CHINO, CA 91710 Phone 714-627-9887

Apple-II is a registered trademark of Apple Computer Inc.

# A feast of computing ideas.



## You'll love every byte.

If you work with a 6502 or 6809 based system, you're probably hungry for the facts and ideas that will help you understand the inner workings of your computer. You want to go beyond canned software—use your computer for more than games—learn the advanced programming techniques that enable you to get the most out of your 6502/6809 system.


**MICRO, The 6502/6809 Journal**, gives you page after page, month after month, of solid information to sink your teeth into. **MICRO** is the premier how-to magazine for serious users of the Apple, PET/CBM, OSI, Atari, AIM, SYM, KIM, and all 6809 based systems including the TRS-80 Color Computer. It's a resource journal internationally respected by professionals in business, industry, and education.

**SUBSCRIPTION RATES** (U.S. dollars)  
 Yearly subscription (ISSN 027-9002) saves 20% off the single-issue price.  
 U.S., \$24 (SPECIAL OFFER: Save 30% off single-issue price: 2 years, \$42)  
 Other countries, \$27 (via surface mail). Foreign air rates available on request.)

# Get more out of your Apple . . .

with the **MICRO ON THE APPLE** series

with the most important book ever published for the Apple



## VOLUME 2 just released!

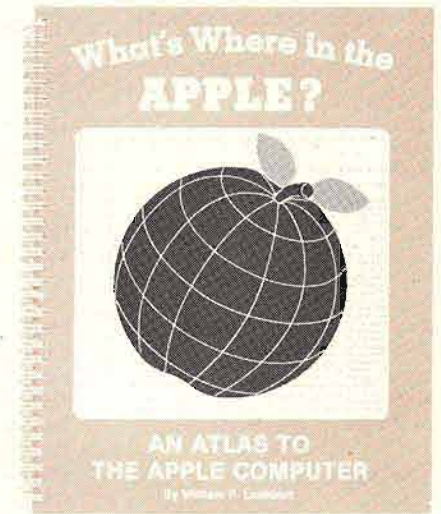
More than 40 new programs on diskette to help you get more from your Apple:

- Machine Language Aids
- I/O Enhancements
- Runtime Utilities
- Graphics and Games
- Hardware and Reference Information

**31 choice articles**

**46 tested programs on diskette** (13 sector DOS 3.2 format)

Volume 1 also available at \$24.95. Together **MICRO on the Apple 1 & 2** provide more than 70 programs on diskette for less than \$1.00 each. No need to type in hundreds of lines of code.



The most comprehensive description of Apple II firmware and hardware ever published—all in one place.

### What's Where in the Apple?

- Guides you—with a numerical Atlas and an alphabetical Gazetteer—to over **2,000** memory locations of **PEEKs**, **POKEs** and **CALLs**.
- Gives names and locations of various **Monitor**, **DOS**, **Integer BASIC**, and **Applesoft** routines—and tells you what they're used for.
- Helps BASIC users to speed up their programs.
- Enables assembly language programmers to simplify coding and interfacing.

All Apple users will find this book helpful in understanding their machine, and essential for mastering it!

- ★ Look for all these **MICRO INK** publications at your local computer store, or
- ★ Call our toll-free number: **1-800-227-1617, ext. 564** (In California, 1-800-772-3545, ext. 564) and charge it to your VISA or MasterCard, or
- ★ Use the order form below. Send your check (payable to MICRO) and the form to: MICRO, Dept. OA, P.O. Box 6502, Chelmsford, MA 01824.

QTY	ITEM	PRICE EACH	COST	<input type="checkbox"/> Check enclosed	<input type="checkbox"/> Charge my credit card below
_____	<b>MICRO on the Apple 2</b> . . . . .	@ \$24.95	_____	_____	_____
_____	<b>MICRO on the Apple 1</b> . . . . .	@ \$24.95	_____	_____	_____
_____	<b>What's Where in the Apple?</b> . . . . .	@ \$14.95	_____	_____	_____
_____	<b>MICRO</b> (U.S.) . . . . . 1 yr @ \$24; 2 yrs @ \$42		_____	_____	_____
_____	<b>MICRO</b> (Foreign) . . . . . 1 yr @ \$27		_____	_____	_____
	Subtotal		_____		
	Massachusetts residents add 5% sales tax		_____		
	Add \$2 per book for shipping		_____		
	MICRO Journal excluded. Allow 4-6 weeks for delivery.		_____		
	<b>TOTAL</b>		_____		

Name \_\_\_\_\_  
 Company \_\_\_\_\_  
 Street \_\_\_\_\_  
 City \_\_\_\_\_ State \_\_\_\_\_ ZIP \_\_\_\_\_  
 Signature \_\_\_\_\_  VISA  MasterCard  
 Card Number \_\_\_\_\_ Expiration Date \_\_\_\_\_

# MICRO

## It's All 1's and 0's

As any serious computerist knows, computers, for all of their great capabilities, can be very frustrating at times. How many times have you been ready to throw in the towel because some dumb little problem was causing your great computer program to fail? That little change which "couldn't be causing this"; that mistyped instruction that you overlooked a hundred times; that "minor exception" which wasn't documented; or, occasionally, a piece of hardware that really was at fault, can all lead to headaches. It happens to all computerists from time to time, and every one has different techniques to overcome these frustrations.

Over a period of several years I worked on a large project that had its share of difficulties. We came up with a rather unusual solution to relieve the tension that these difficulties caused. We had, as part of the project, interfaced a voice synthesizer to the computer and had a number of programs to make it speak. We wrote a special program, hooked it up to be called whenever anyone pressed the PANIC button. When we got disgusted, ready to scream and abandon all hope, we could press the PANIC button. Then the computer would tell us, in its slightly "drunken Swedish" accent: "Its all ones and zeros!" Believe it or not, it seemed to help reduce the frustration and put things back into better perspective.

The purpose of this regular recreational page will be to help relieve some of your computer-oriented frustrations and to keep things in perspective. Most of the material in MICRO is of a rather technical nature and is meant to help you get more out of your computer system. The material in "Its All Ones and Zeros" will be of an entertaining nature and is meant to help you get your computer system out of your nervous system!

Everyone is invited to contribute material. Anecdotes that relate to computers and programmers, puzzles, limericks, poems, cartoons, computer-generated art, unusual signs and slogans, and whatever you think would amuse your fellow MICRO computerists will be considered for this page.

### A Few Unusual Computer Instructions

Way back in the distant past, about 1965 or thereabouts, IBM was just coming out with its then-super computer, the IBM 360. At that time someone published a list of instructions for this new computer. Many of them have, apparently, been incorporated in other computers since then, but I can only remember a few of them. Does anyone remember more, or maybe have the original list? Here are the ones I remember.

READ AND MUTILATE PUNCH CARD  
 BACKSPACE AND STRETCH TAPE  
 INITIALIZE AND SCRATCH DISK  
 TEST AND DESTROY MEMORY

and, my personal favorite,

EXECUTE PROGRAMMER

### A Simple Warning Message

I got my start in computers in about 1966 when I was doing my dissertation on cardiac activity and its relation to eye blinking (really!). I was able to do some of my data measuring and analy-

ses on one of the original LINC computers which DEC had produced for the National Institutes of Health. The Psychology Lab at Duke University had one which I was able to use, but only after 8 p.m. And so, with no one to talk to, I sat there in the middle of the night trying to figure out how to do my project.

All programming was machine level, hand-assembled and entered via a bunch of toggle switches. Quite a challenge. One night I tried a new procedure as outlined in the manual. It said that "You will be informed if you make a mistake." Fair enough, I thought as I keyed in several dozen instructions on the switches. I pressed go, and was immediately, and very positively, informed that I had made a mistake. The CRT display showed, in big block letters:

STUPID!

By the cold light of day that may seem harsh, but sitting there at that console at three in the morning, it broke me up. It also helped to relieve the tensions and kept me going until the day shift came in and dragged me away from the computer.

Doctor Bob

### A 6502/6809 Puzzle

MICRO started covering the 6809 in June 1981 since it was similar to the 6502 in so many ways. Although the similarities are great, some surprising pitfalls can occur in trying to adapt code between the two. I have a program which works on the 6502 with the following timing loop, but did not work with the 6809 loop.

6502		6809	
LDX	#\$0	INITIALIZE	LDX #0
LDY	#\$0	COUNTERS	LDY #0
TLOOP	DEX	DECREMENT	TLOOP LEAX -1,X
	BNE TLOOP	AND TEST	BNE TLOOP
	DEY	DECREMENT	LEAY -1,Y
	BNE TLOOP	AND TEST	BNE TLOOP

and the code continued from here. A note to programmers not familiar with the 6809. The LEAX -1,X is essentially equivalent to the DEX of the 6502 in that it will decrement X and set the zero flag when it reaches 0. Can you figure out what makes these two sections of code, which at first glance seem to be identical, behave very differently? For the answer, see page 121.

The 1's and 0's that make up the border contain a message in 8-bit ASCII. Hint: the message does not start at the top left.

# MICRO

## Hardware Catalog

Name: **Saturn 32K RAM Expansion Board**

System: Apple II

Memory: 48K

Description: Now for the first time ever you can do everything all other 16K RAM expansion boards do, and more! Run Pascal, FORTRAN, PILOT, and all other languages available for the Apple II. Compatible with CP/M and Z-80 SoftCard. Increases VisiCalc memory. Comes with software that automatically relocates DOS onto one of the 16K banks on the board. Additional software will permit the user to store BASIC routines, arrays, data and program segments for overlaying and chaining.

Price: \$239.00

Available:

Computer Data Services  
P.O. Box 696  
Amherst, NH 03031  
(603) 673-7375

Name: **Time II**

System: Apple

Hardware: Real Time Clock

Description: *Time II* is a real time clock/calendar for the Apple II computer. Time in hours, minutes and seconds. Date with year, month, date, day of week and leap year. Dip switch selectable interrupts. On board battery backup power for over 4 months power off operation. Battery charges when Apple is on. Includes 16-sector disk containing many programs for your *Time II* clock.

Price: \$129.00 (Texas residents add 5% sales tax)

Available:

Applied Engineering  
P.O. Box 470301  
Dallas, TX 75247  
(214) 492-2027

Name: **Utility ROM**

System: Apple II or Apple II Plus

Hardware: M.C.'s ROMPLUS or Andromeda's ROMBoard

Description: Five Applesoft and disk utility programs that (almost) everyone has in software but never gets to use

because it's too much trouble to load and run them. Because ROM memory never forgets, you can now access these five utilities instantly without having to load them from disk. With the *Utility ROM*, you can do automatic line numbering, control a program list-out with character or page mode, restore a crashed program in memory, alphabetize the catalog directory on a disk, and create a disk without DOS to provide an additional 8K of space on a disk.

Price: \$39.95

Available:

Soft CTRL Systems  
P.O. Box 599  
West Milford, NJ 07480  
(201) 728-8750

Name: **CPS Multi-Function**

System: Apple II

Description: Provides all the capabilities of a serial interface, parallel output interface and real-time calendar/clock—all on one card—occupying only one slot in the Apple II. Serial and parallel output may be used simultaneously from CPS.

Price: \$239.00

Available:

Mountain Computer Inc.  
300 El Pueblo Rd.  
Scotts Valley, CA 95066  
or from your local Apple dealer

Name: **Elf 2 Computer Interface for IBM**

Electronic Typewriter

System: Any RS-232C or parallel printer port

Hardware: Any mini- or microcomputer

Description: *ELF 2 Interface System* accepts any ASCII-coded data from user's computer and transfers it in appropriate format to control IBM electronic typewriter Models 50, 60, and 75, producing letter-quality hard copy output. Ideal as a low cost word processor output device, the *ELF 2* also permits full use of all typewriter functions.

Also available with IBM factory reconditioned Model 50 typewriter as a complete typewriter/printer package.

Price: \$495.00 includes complete step-by-step installation manual and operating instructions. Brochure on request.

Available:

iPEX International, Inc.  
5115 Douglas Fir Road  
Calabasas, CA 91302  
(213) 710-1444

Name: **Hayes Stack™ Chronograph**

Description: *The Chronograph* is a stand-alone, RS-232C-compatible calendar-clock that reports date, weekday and time in 12- or 24-hour modes. Features include quartz-crystal precision, easy-to-read display, computer alarm, write-protect switch, battery backup and automatic leap-year adjust. *The Chronograph* is suitable for virtually any application requiring accurate timekeeping. It is covered by a two-year limited warranty.

Price: \$249.00 includes Chronograph unit, power pack, batteries and owner's manual.

Available:

Hayes Microcomputer Products, Inc.  
5835A Peachtree Corners E.  
Norcross, Georgia 30092

Name: **PEDISK II**

System: Rockwell AIM

Memory: 16K minimum

Hardware: Rockwell AIM board

Description: *PEDISK II* is a high performance floppy disk system for the Rockwell AIM. Available with up to three drives, it can accommodate either 5¼" or 8" disk drives. The 8" drive offers IBM 3740 compatibility.

Price: \$595.00 includes controller, cable, 5¼" drive and DOS software.

Available:

CGRS Microtech  
P.O. Box 102  
Langhorne, PA 19047

Name: **GMS6514 6PIB Module**

System: Motorola Exorciser/Micro-module, Rockwell System 65/AIM 65

Hardware: 6" x 9.75" module

Description: A general purpose interface bus (6PIB) module

which meets all IEEE-488 specifications, with control software, a wire-wrap section for custom input/output, operating on a single +5V power supply. Uses TMS 9914 LSI bus controller, has pass control and system control capabilities with device clear and trigger functions, parallel and serial pull, service request and remote/local selection.

Price: \$250.00 in single piece quantity, includes 72-hour burn-in, one-year warranty

Available:

General Micro Systems, Inc.  
1320 Chaffey Ct.  
Ontario, CA 91762  
(714) 621-7532

Name: **Input/Output Board**

System: Apple

Description: Provides eight buffered outputs to a standard 16-pin socket for standard dip ribbon cable connection. Power-up reset assures that all outputs are off when your Apple is first turned on. Features eight inputs that can be driven from TTL logic or a 5-volt source. Your inputs can be anything from high speed logic to simple switches. (Internal pull-up resistors provided.) Very simple to program — just PEEK at the data.

Price: \$62.00 (Texas residents add 5% sales tax).

Available:

Applied Engineering  
P.O. Box 470301  
Dallas, TX 75247  
(214) 492-2027

Name: **Eye Lupes, Magnifiers and Comparators**

Hardware: Optical Components

Description: Catalog 81 filled with optical components, eye Lupes, magnifiers and comparators. Also a special section on microscopes and micrographic equipment. Catalog available free on request.


Price: Products range from \$2.00 - \$279.00

Available:

Keyan Industries, Inc.  
196 Plain St.  
P.O. Box 183  
Braintree, MA 02184  
(617) 848-7636

# DISCOVER Where Learning is Fun And Recreation Becomes Educational

Computers and Learning...  
Games and the Arts...  
Kids Who Compute...  
Programming Problems & Solutions...  
Adventure...



Written with the Beginning and Intermediate Computerist in Mind

All the exciting topics you can imagine fill each issue of RECREATIONAL COMPUTING. \*How can your computer help you and your family? \*What is the best software to buy? \*Is the newest hardware always the best? \*How can you better use your computing power? Our pages answer these questions and more!

RECREATIONAL COMPUTING is easy to read, and makes the important topics easy to understand. Join us in exploring the pleasures and uses of small computers. Subscribe now and learn why we were the first personal computing magazine, and growing faster than ever!

**SUBSCRIBE TODAY!**

You won't want to miss a single issue.

Yes! Please enter my subscription for 1 year (6 issues).


- I enclose \$12.  
 Please bill me.

Name \_\_\_\_\_

Address \_\_\_\_\_

City, State, Zip \_\_\_\_\_

Dept. T10, P.O. Box E, Menlo Park, CA 94025



## Are you ready to take the next step?

**DR. DOBB'S JOURNAL**  
For users of small computer systems.

Let the Doctor's prescriptions fill you with the most vitalizing, up-to-the-minute information for you and your Micro!

These new remedies include the latest in operating systems, programming languages, hardware design and architecture, data structures, telecommunications and more.

Recent articles have included: Analysis of the 6502's Op-codes, A Z80 Memory Test, N-Logs: A New Number Language for Scientific Computers, CP/M to Pascal File Conversion, and in-depth hardware and software reviews.

All this and more for only \$21 per year - 12 issues!

Yes! Please enter my subscription for 1 year (12 issues).

- I enclose \$21.  
 Please bill me.

Name \_\_\_\_\_

Address \_\_\_\_\_

City, State, Zip \_\_\_\_\_

Dept. T10, P.O. Box E, Menlo Park, CA 94025

Aardvark Technical Services.....	14	Insoft.....	89
Abacus Software.....	10	Instant Software.....	36-37
Advanced Operating.....	11	Interesting Software.....	118
Adventure International.....	IBC	Interlink, Inc.....	115
Andromeda, Inc.....	57	Ken-Way Products.....	118
Artsci, Inc.....	8	Lazer Systems.....	27, 66
Astar International Co.....	120	MICRObits (Classifieds).....	82
Aurora Software Associates.....	35	Micro Business World.....	102
Aurora Systems.....	100	MICRO INK, Inc.....	122
Beagle Brothers.....	99	MicroMotion.....	87
Beta Computer Devices.....	92	Microsoft Consumer Products.....	IFC
Byte Microsystems Corp.....	25	Micro-Ware Distributing, Inc.....	94
Cases Inc.....	60	Mittendorf Engineering.....	30
CGRS Microtech.....	121	Modular Media.....	100
Columbus Instruments.....	24	Modular Systems.....	108
Community Computerist Directory.....	81	Nibble.....	116
CompuTech.....	22	Nikrom Technical Products.....	48
Computer Advanced Ideas.....	69	Olympic Sales Co.....	44
Computer Mail Order.....	64-65	Omega Microware.....	84, 94
Computer Station.....	23	Orion Software.....	33
The Computerist, Inc.....	80, 125	Percom Data Co., Inc.....	7
Connecticut Information Services.....	62	Perry Peripherals.....	112
Consumer Computers.....	41	Pretzelland Software.....	108
Creative Computing.....	109	Progressive Computing.....	45
Datamost.....	49, 70, 77, 78, 84	R C Electronics.....	114
Data Resource Corp.....	42	Rehnke Software.....	91
Data Transforms.....	110	Saturn Software.....	46
Decision Systems.....	87	Scelbi Publications.....	22
D&N Micro Products, Inc.....	15	Sensible Software.....	101
Dr. Dobbs.....	126	Skyles Electric Works.....	93, 107
Eastern House Software.....	55	Smoke Signal Broadcasting.....	4
Ed-Sci Development.....	63	Soft CTRL Systems.....	2
ESD Labs.....	119	Southeastern Micro Systems.....	12
Execom Corp.....	56	Southwestern Data Systems.....	50-51
Genesis Information Systems Inc.....	63	Stellation Two.....	13
Gimix, Inc.....	1	Sublogic Communications.....	110
Gnosis.....	48	Synergistic Software.....	28
GOSUB International.....	63	Systems International.....	17
Hogg Laboratory, Inc.....	91	G.E. Tolton.....	56
Hudson Digital Electronics.....	18	Versa Computing.....	16, 75
Huntington Computing.....	BC	Video Marketing.....	112
I.D.S.I.....	52, 58	Western New York Microcomputer, Inc.....	106



# Next Month in MICRO

## OSI Feature

- **A Cross-Reference Generator** — This article describes a cross-reference generator for OSI ROM BASIC which will aid in finding any variable or line number within a BASIC program.
- **Data Statement Generator** — A convenient, machine language program to convert machine language routines to BASIC DATA statements is presented. It can be applied to all OSI BASIC-in-ROM machines.
- **Autonumber Plus for the Cursor Control** — This program automatically increments and prints line numbers when you type in BASIC programs.
- **Legrange Interpolating Polynomial** — Use this routine to fit a curve to your data using as few as four data points. Runs in any machine with floating point BASIC.
- **VisiCalc Formulas for Depreciation** — A discussion on the use of VisiCalc to compute depreciation.
- **SIN(X) The Hard Way** — Microsoft BASIC uses a series expansion formula to calculate the size of an angle. The logic of this machine language routine is emulated here in a BASIC program.

## Math Feature

- **Numerical Solutions of Ordinary Differential Equations** — This article includes an Applesoft program and short description of a fourth-order Runge-Kutta method for solving ordinary differential equations.

## Other Articles

*A Disassembler for the 6809*  
*KIM-1 Bouncy Keypad Cure*  
*An I/O Expansion for the AIM*

Plus our regular columns and departments!

# 20% OFF

**Your money goes farther when you subscribe.** During the course of a year, when you subscribe, you save 20% (in the U.S.).

Pay only \$24.00 (\$2.00 a copy) for 12 monthly issues of MICRO sent directly to your home or office in the U.S.

## More MICRO for Less Money When You Subscribe

But on the newsstand — if you can locate the issue you want — you pay \$30.00 a year (\$2.50 a copy).

**Special Offer** — Subscribe for 2 years (\$42.00) and get 30% off the single issue price.

Subscribe to MICRO today.

**MICRO**  
**34 Chelmsford Street**  
**P.O. Box 6502**  
**Chelmsford, MA 01824**

Please send me MICRO for  1 year  2 years  
 NOTE: Airmail subscriptions accepted for 1 year only.

Check enclosed \$ \_\_\_\_\_  
 Charge my \_\_\_\_\_ VISA account  
 \_\_\_\_\_ Mastercard account

No. \_\_\_\_\_

Expiration date \_\_\_\_\_

Name \_\_\_\_\_

Address \_\_\_\_\_

\_\_\_\_\_

City/State \_\_\_\_\_ Zip \_\_\_\_\_

### Subscription Rates Effective January 1, 1982

Country	Rate
United States	\$24.00 1 yr. 42.00 2 yr.
Foreign surface mail	27.00
Europe (air)	42.00
Mexico, Central America, Mid East, N. & C. Africa	48.00
South Am., S. Afr., Far East, Australasia, New Zealand	72.00

\* Airmail subscriptions accepted for only 1 year.  
 For U.S. and Canadian 2-year rates, multiply by 2.

Job Title: \_\_\_\_\_

Type of Business/Industry: \_\_\_\_\_

# The ELIMINATOR

FEATURING  
SPECTACULAR

**SUPER  
SHARP**

**GRAPHICS  
& SOUND**

"THE BEST ARCADE TYPE GAME  
I'VE SEEN . . . GREAT FIRE  
POWER!"

*ROB McCONNELLI,  
ARCADER*

"NOTHING MATCHES ELIMINATOR  
FOR SHEER FUN. I CAN'T STOP  
PLAYING!"

*PAT HENDERSON,  
ARCADER*

You're the pilot of The  
Eliminator, a space fighter  
of the Defender Class. It has  
lightning fast response and is  
armed to the teeth with  
awesome firepower.

But you're outnumbered! And  
your attackers are keen. Your  
only options are victory or a  
grave in space.

 **Adventure**  
INTERNATIONAL © 1981

A DIVISION OF SCOTT ADAMS, INC.  
BOX 3435, LONGWOOD FL 32750  
(305) 862-6917 (QUESTIONS)

ORDER FROM YOUR FAVORITE DEALER  
or CALL TOLL FREE (800) 327-7172 (ORDERS ONLY PLEASE)  
SHIPPING & HANDLING ARE EXTRA. PRICES SUBJECT TO CHANGE WITHOUT NOTICE  
WRITE FOR OUR FREE 150 PROGRAM CATALOG

APPLE VERSION BY JOHN ANDERSON  
TRS-80 VERSION BY WAYNE WESTMORELAND & TERRY GILMAN

APPLE 2 - 48K DISK (DOS 3.3 REQ'D.)	042-0134	\$29.95
TRS-80 - 16K TAPE MODEL 1 OR 3	010-0134	\$19.95
TRS-80 - 32K DISK MODEL 1 OR 3	012-0134	\$24.95

ART © 1981 · DON DIXON

# HUNTINGTON COMPUTING

ONE OF THE WORLD'S LARGEST INVENTORIES

VisiCalc List \$200.00 .....now **\$149.00**

VisiFile List \$250.00 .....now **\$199.00**

Horriblescope (Disk) List \$15.00 .....now **\$3.99**

MISCELLANEOUS		
Escape from Acturus	\$29.95 now	<b>\$25.39</b>
Basic Mailer	\$69.95 now	<b>\$59.49</b>
Memory Management II	\$49.95 now	<b>\$42.89</b>
Castle Wolfenstein	\$29.95 now	<b>\$25.39</b>
Upper Reaches of Apshei	\$19.95 now	<b>\$16.89</b>
Bridge Tutor	\$39.95 now	<b>\$35.19</b>
PASCAL Animation Tools		<b>\$65.99</b>
Hand Holding BASIC		<b>\$84.99</b>
UT-100 Emulator		<b>\$65.99</b>
Space Quark	\$29.95 now	<b>\$25.39</b>
Beneath Apple DOS (book)	\$19.95 now	<b>\$16.89</b>
Birth of the Phoenix	\$14.95 now	<b>\$12.69</b>
Goblins	\$27.50 now	<b>\$23.29</b>
Painter Power	\$39.95 now	<b>\$33.89</b>
U.S. Constitution	\$29.95 now	<b>\$25.39</b>
Merger	\$49.95 now	<b>\$42.49</b>
Super Stellar Trek	\$39.95 now	<b>\$33.89</b>
LISA	\$79.95 now	<b>\$67.89</b>
V-Plot (Yuccipa)	\$29.95 now	<b>\$25.39</b>
V-Stat	\$29.95 now	<b>\$25.39</b>
V-Print	\$29.95 now	<b>\$25.39</b>
Brain Surgeon	\$49.95 now	<b>\$42.49</b>
Info Master	\$150.00 now	<b>\$127.49</b>
Waterloo II	\$49.95 now	<b>\$42.39</b>
Fantysland 2U41	\$59.95 now	<b>\$50.99</b>
Torpedo Terror	\$24.95 now	<b>\$21.19</b>
Speedstar	\$139.95 now	<b>\$114.69</b>
Kaves of Karkhan	\$49.95 now	<b>\$42.39</b>
Dos Boss	\$24.00 now	<b>\$20.39</b>
Memorex Disks		<b>10 for \$24.99</b>
Verbatim Datalife-plain w/hubs		<b>10 for \$27.99</b>
Dysans		<b>10 for \$49.99</b>
Flipsort Box		<b>\$29.80</b>
Scotch Disk Cleaner	\$29.95 now	<b>\$26.99</b>
Atari <sup>®</sup> /TRS-80 <sup>®</sup> /Pet <sup>®</sup>		<b>Write for information</b>

GAMES		
Hi-Res Soccer	\$29.95 now	<b>\$25.39</b>
Apple <sup>®</sup> - Oids	\$29.95 now	<b>\$25.39</b>
Wurst of Huntington Computing		<b>\$19.99</b>
Gobbler	\$24.95 now	<b>\$21.19</b>
Ultima	\$39.95 now	<b>\$33.89</b>
Autobahn	\$29.95 now	<b>\$25.39</b>
Battle Cruiser Action	\$44.95 now	<b>\$38.89</b>
Gorgon	\$39.95 now	<b>\$33.89</b>
Super Stellar Trek	\$39.95 now	<b>\$33.89</b>
Hellfire Warrior	\$39.95 now	<b>\$33.99</b>
Gamma Goblins	\$29.95 now	<b>\$25.39</b>
Mission Asteroid	\$19.95 now	<b>\$17.99</b>
Wizardry	\$49.95 now	<b>\$42.49</b>
Star Mines	\$29.95 now	<b>\$25.39</b>
Warp Factor	\$39.95 now	<b>\$33.99</b>



**WURST OF HUNTINGTON**  
 Read Softalk's review on page 87 of the October issue  
**\$19.99**

**NEW PROGRAMS**

Sneakers	\$29.25 now	<b>\$25.39</b>
Copts & Robbers	\$34.95 now	<b>\$29.69</b>
Pot-O-Gold I	\$39.95 now	<b>\$33.89</b>
Pot-O-Gold II	\$39.95 now	<b>\$33.89</b>
Ring of Saturn	\$39.95 now	<b>\$33.89</b>
Streets of the City & Trucker	\$24.95 now	<b>\$21.19</b>
President Elect	\$39.95 now	<b>\$33.89</b>
Dis-o-Doc	\$72.39 now	<b>\$61.49</b>
Med Fly Mania	\$29.95 now	<b>\$24.39</b>
Hungry Boy	\$24.95 now	<b>\$21.19</b>
Anova	\$74.95 now	<b>\$63.79</b>
Solitaire	\$29.95 now	<b>\$25.39</b>
The Source	\$100.00 now	<b>\$89.99</b>
Race for Midnight	\$29.95 now	<b>\$25.39</b>
Hi-Res Secrets	\$125.00 now	<b>\$104.19</b>
Banners I	\$34.95 now	<b>\$29.69</b>
Complete Graphics (Tablet)	\$119.95 now	<b>\$101.89</b>
Special Effects (Tablet)	\$69.95 now	<b>\$60.79</b>
Inkwell Apple <sup>®</sup> III	\$150.00 now	<b>\$130.49</b>
Snack Attack	\$29.95 now	<b>\$25.39</b>
V-Plot	\$29.95 now	<b>\$25.39</b>
Disasem/65	\$29.95 now	<b>\$25.39</b>
The Inspector (Disk or Prom)	\$49.95 now	<b>\$42.39</b>
The Book	\$19.95 now	<b>\$17.97</b>
Don I (Book)	\$8.95 now	<b>\$8.05</b>
Using 6502 Assembly Language	\$19.95 now	<b>\$16.89</b>
Expandaport	\$59.95 now	<b>\$50.89</b>
Firebird	\$29.95 now	<b>\$25.39</b>
Thief	\$29.95 now	<b>\$25.39</b>
Threshold	\$23.97 now	<b>\$20.38</b>
Target Planner	\$195.00 now	<b>\$165.69</b>
Paddle-Adapple	\$29.95 now	<b>\$26.89</b>
So. Cal Research	\$14.95 now	<b>\$13.45</b>
Word Handler	\$250.00 now	<b>\$212.49</b>

**GAMES**

Microsoft Adventure	\$29.95 now	<b>\$25.39</b>
Wizard and the Princess	\$32.95 now	<b>\$28.99</b>
Flight Simulator	\$34.95 now	<b>\$29.49</b>
Odyssey	\$29.95 now	<b>\$25.39</b>
Sargon II	\$34.95 now	<b>\$29.69</b>
Space Eggs	\$29.95 now	<b>\$25.39</b>
Hi-Res Cribbage	\$24.95 now	<b>\$21.19</b>
Lords of Karma (cass.)	\$20.00 now	<b>\$16.99</b>
Oh Shoot		<b>\$19.99</b>
ABM	\$24.95 now	<b>\$21.19</b>
Computer Conflict	\$39.95 now	<b>\$35.99</b>
Computer Air Combat	\$59.95 now	<b>\$52.99</b>
Temple of Apshei	\$39.95 now	<b>\$33.89</b>
Zork	\$39.95 now	<b>\$33.99</b>
All Nibble Software		<b>15% off list</b>
Robot Wars	\$39.95 now	<b>\$33.99</b>
Cranston Manor	\$34.95 now	<b>\$29.69</b>
Dragon's Eye	\$24.95 now	<b>\$21.19</b>
Computer Acquire	\$20.00 now	<b>\$16.99</b>
Twai's Last Redoubt	\$29.95 now	<b>\$25.39</b>
Alien Rain	\$24.95 now	<b>\$21.19</b>
Alien Typhoon	\$24.95 now	<b>\$21.19</b>
Raster Blaster	\$29.95 now	<b>\$25.39</b>
3-D Skiing	\$24.95 now	<b>\$21.19</b>
Creature Venture	\$24.95 now	<b>\$21.19</b>
Galaxy Space War I	\$39.95 now	<b>\$33.99</b>
Meteoroids in Space	\$19.95 now	<b>\$16.99</b>
Dragon Fire	\$49.95 now	<b>\$42.49</b>
Pool 1.5	\$34.95 now	<b>\$29.69</b>

NEC Green Screen Monitor List \$285.00 .....now **\$199.00**

Zenith Green Screen Monitor List \$159.00 .....now **\$109.00**

Ulysses List \$34.95 .....now **\$29.69**

Speed/asm List \$39.95 .....now **\$33.89**

Lisa 2.5 List \$79.95 .....now **\$67.89**

Dinosaurs List \$15.00 .....now **\$12.69**

**Apple<sup>®</sup>**

**HUNTINGTON COMPUTING**

Post Office Box 787  
 Corcoran, California 93212



We take MasterCard, VISA or American Express (Include card # and expiration date). California residents add 6% tax. Include \$2.00 for postage. Foreign and hardware extra. Send for free catalog. Prices subject to change.

ORDER BY PHONE  
 800-344-4111 (outside Calif.)  
 800-692-4143 (inside Calif.)  
 209-992-5411 (foreign or local)

Apple is a registered trademark of Apple Computer, Inc.

## BMP Joystick

Here's a joystick you won't want to be without. It's the only joystick we know about that allows you to change the axis with a flip of a switch. Only the highest quality parts are used.

A real bargain at

**\$49.95**